



COUNTY ELECTION REPORT

State Form 47923 (R3/11-05)
Indiana Election Commission (IC 3-6-5-17; IC 3-6-5-17.5)

(CEB-9)

INSTRUCTIONS: Each county election board shall submit a report to the Indiana Election Division after each primary, general, and special election. The report must be mailed or hand delivered to the Indiana Election Division, Indiana Government Center South, 302 West Washington Street, Room E-204, Indianapolis, IN 46204-2743 not later than 14 days after each election.

COUNTY ELECTION REPORT

FOR THE 2006 PRIMARY ELECTION CONDUCTED ON MAY 2ND, 2006

REGISTRATION AND TURNOUT

- 1. Number of registered voters in county at close of registration for this election: 21,191
2. If the election was held only in part of the county, the number of registered voters in that part of the county at close of registration for this election: N/A
3. Number of voters voting in person at the polls: 4005
4. Number of all voters voting absentee: 359
5. Total number of voters who voted in this election (should equal #3 + #4): 4367 Sic - 4364

#6 - #8 are for General Elections Only - Otherwise, put NA

- 6. The combined total number of absentee ballots sent by county to military and overseas voters:
7. Total number of ballots in #6 returned by these voters (Include any Federal Write-in Absentee Ballots returned when voter did not return an official county ballot. Please note the number of these write-in ballots (FWABs) separately, as in "120 + 3 FWABs."):
8. Total number of ballots in #7 counted:

RECEIVED
06 MAY 15 AM 11:28
INDIANA ELECTION DIVISION

ELECTION BUDGET AND EQUIPMENT



- 9. BUDGETED cost for this election. Estimate if necessary: \$20,439.10
10. What types of voting systems did the county use in this election? (check each one that applies)
[] hand-counted paper ballot [X] direct recording electronic voting unit [] optical scan ballot

11. Name of the vendor of each voting system the county used in this election: MICROVOTE

ENCLOSURES (Please attach sheets or printouts with the following information)

- 12. Describe any malfunction or other problem with your voting system during the election. (Attach an extra page if necessary): NONE
13. Canvasser sheets (official election results by precinct). [] (check box if applicable) County has provided an electronic version of the canvasser sheets to the Election Division.
14. Number of registered voters for each precinct in the county.
15. Names and mailing addresses for your county election board members and any board of voter registration officers.
16. Any sheets provided by the Election Division containing requests for additional information (including training and education survey).
17. The total number of provisional ballots cast by voters in the county in this election: 6
18. Total number of provisional ballots not counted by county election board: 3
19. Total number of provisional ballots counted by county election board: 3

Table with 3 columns: County (WELLS), Signature (Beth Davis), Title (CLERK OF CIRCUIT COURT)



Attachment A

BETH DAVIS

Following is a list of Precinct Committeemen Elected May 2, 2006 (Primary Election)

All elected Precinct Committeemen are in the 6th Congressional District

Precinct: Harrison East: Dorothy Stinson
5650 S 600 E
Bluffton, IN 46714

Precinct: Rockcreek: Carol D. Hoffacker
5895 N Main, P.O. Box 17
Uniondale, IN 46791

Precinct: Bluffton 3: Betsy N Noe
517 W Washington St
Bluffton, IN 46714

Precinct: Liberty: Melba N Cole
2559 W 300 S, P.O. Box 222
Liberty Center, IN 46766



Precinct: Bluffton
Lancaster West: Larry L Tschannen
1427 Garr Street
Bluffton, IN 46714

RECEIVED
06 MAY 15 AM 11:28
INDIANA ELECTION
DIVISION

CERTIFIED, THIS THE 8th DAY OF MAY, 2006:

Beth Davis
SIGNATURE OF THE CIRCUIT COURT CLERK

Beth Davis
PRINTED NAME



BETH DAVIS

Wells County Election Board

Republican Member:

Roy Johnson
901 Parkway Dr
Bluffton, IN 46714
(260) 824-0500 – Day
(260) 824-0451 - Evening

Democratic Member:

Charles Decker III
1514 Bell Brook Blvd
Bluffton, IN 46714
(260) 824-2324 – Day
(26) 824-3337 – Evening

Clerk of Circuit Court:

Beth Davis
11831 S 500 W-90
Montpelier, IN 47359
(260) 824-6482 – Day
(765) 728-5019 - Evening

State of Indiana Voter Status Counts by Precinct

4-20-06

RECEIVED

06 MAY 15 AM 11:28

Township	INDIANA ELECTION DIVISION	Precinct	Active	InActive	Total Current Voters	Pending	InComplete	Cancelled
CHESTER			504	207	711	0	0	70
Chester Township Subtotal			504	207	711	0	0	70
HARRISON			496	649	1145	0	0	127
		BLUFFTON-2	496	649	1145	0	0	127
		BLUFFTON-3	402	576	978	0	0	123
		BLUFFTON-4	365	426	791	0	0	101
		BLUFFTON-5	522	378	900	0	0	154
		BLUFFTON-6	827	434	1261	0	0	169
		HARRISON-EAST	446	215	661	0	0	76
		HARRISON-WEST	503	340	843	0	0	95
		Harrison Township Subtotal	3561	3018	6579	0	0	845
JACKSON			383	234	617	0	0	92
		Jackson Township Subtotal	383	234	617	0	0	92
JEFFERSON			587	365	952	0	0	107
		JEFFERSON-EAST	587	365	952	0	0	107
		JEFFERSON-WEST	485	490	975	0	0	116
		OSSIAN-EAST	532	504	1036	0	0	181
		OSSIAN-WEST	778	744	1522	0	0	210
		Jefferson Township Subtotal	2382	2103	4485	0	0	614
LANCASTER			178	71	249	0	0	19
		BL-LAN III	178	71	249	0	0	19
		BLUFFTON-LANCASTER-EAST	711	645	1356	0	0	200
		BLUFFTON-LANCASTER-WEST	404	424	828	0	0	183
		LANCASTER-EAST	584	358	942	0	0	88
		LANCASTER-WEST	647	334	981	0	0	97
		Lancaster Township Subtotal	2524	1832	4356	0	0	587

State of Indiana Voter Status Counts by Precinct

Township	Precinct	Active	InActive	Total Current Voters	Pending	InComplete	Cancelled	
LIBERTY	LIBERTY	463	303	766	0	0	95	
	Liberty Township Subtotal		463	303	766	0	0	95
	NOTTINGHAM							
NOTTINGHAM	NOTTINGHAM	445	280	725	0	0	76	
	Nottingham Township Subtotal		445	280	725	0	0	76
	ROCKCREEK							
ROCKCREEK	ROCKCREEK	721	573	1294	0	0	156	
	Rockcreek Township Subtotal		721	573	1294	0	0	156
	UNION							
UNION	UNION	978	680	1658	0	0	174	
	Union Township Subtotal		978	680	1658	0	0	174
	Grand Total		11961	9230	21191	0	0	2709

Election Summary Report

Wells County, Indiana
 2006 Primary Election
 Election Date: 5/2/2006

A- # OF Absentee Ballots	359	NUMBER OF PRECINCTS:	22
M- # OF Machine Ballots	4005	# OF PRECINCTS REPORTED:	22
P- # OF Provisional Ballots	3	# OF PRECINCTS NOT REPORTED:	0
PUBLIC COUNT: 4367		# OF PRECINCTS INCOMPLETE:	0
VOTER TURNOUT: 20.61%			

RECEIVED
 06 MAY 15 AM 11:28
 INDIANA ELECTION
 DIVISION

----- VOTES -----				
A	M	P	TOTAL	%
VOTES= 2,978				
196	2781	1	2978	100.00%
(R) United States Senator VOTE FOR 1 RICHARD G. LUGAR				
VOTES= 0				
0	0	0	0	0.00%
(D) United States Senator VOTE FOR 1				
VOTES= 3,133				
30	436	1	467	14.91%
181	2484	1	2666	85.09%
(R) U.S. Rep District 6 VOTE FOR 1 GEORGE T. HOLLAND MIKE PENCE				
VOTES= 554				
18	147	1	166	29.96%
48	340	0	388	70.04%
(D) U.S. Rep District 6 VOTE FOR 1 RALPH SPELBRING BARRY A. WELSH				
VOTES= 2,956				
189	2766	1	2956	100.00%
(R) State Senator District 19 VOTE FOR 1 DAVID C. FORD				
VOTES= 0				
0	0	0	0	0.00%
(D) State Senator District 19 VOTE FOR 1 NO CANDIDATE				
VOTES= 268				
18	250	0	268	100.00%
(R) State Representative District 79 VOTE FOR 1 MICHAEL A. RIPLEY				
VOTES= 0				
0	0	0	0	0.00%
(D) State Representative District 79 VOTE FOR 1 NO CANDIDATE				
VOTES= 2,647				
168	2478	1	2647	100.00%
(R) State Representative District 82 VOTE FOR 1 JEFF ESPICH				
VOTES= 0				
0	0	0	0	0.00%
(D) State Representative District 82 VOTE FOR 1 NO CANDIDATE				
VOTES= 2,886				
188	2697	1	2886	100.00%
(R) Judge of the Circuit Court 28th VOTE FOR 1 DAVID L. HANSELMAN, SR.				
VOTES= 0				
0	0	0	0	0.00%
(D) Judge of the Circuit Court 28th VOTE FOR 1 NO CANDIDATE				
VOTES= 2,860				
182	2677	1	2860	100.00%
(R) Prosecuting Attorney 28th VOTE FOR 1 MICHAEL W. LAUTZENHEISER, SR				

Election Summary Report

Wells County, Indiana
2006 Primary Election
Election Date: 5/2/2006

A- # OF Absentee Ballots	359	NUMBER OF PRECINCTS:	22
M- # OF Machine Ballots	4005	# OF PRECINCTS REPORTED:	22
P- # OF Provisional Ballots	3	# OF PRECINCTS NOT REPORTED:	0
PUBLIC COUNT: 4367		# OF PRECINCTS INCOMPLETE:	0
VOTER TURNOUT: 20.61%			

----- VOTES -----					
A	M	P	TOTAL	%	
VOTES= 0					(D) Prosecuting Attorney 28th
0	0	0	0	0.00%	VOTE FOR 1 NO CANDIDATE
VOTES= 2,912					(R) Clerk Of Circuit Court
183	2727	2	2912	100.00%	VOTE FOR 1 BETH DAVIS
VOTES= 0					(D) Clerk Of Circuit Court
0	0	0	0	0.00%	VOTE FOR 1 NO CANDIDATE
VOTES= 2,690					(R) County Auditor
172	2517	1	2690	100.00%	VOTE FOR 1 LAURA A. BRUBAKER
VOTES= 497					(D) County Auditor
70	427	0	497	100.00%	VOTE FOR 1 DIANE L. HOLLAND
VOTES= 3,596					(R) County Sheriff
117	1605	1	1723	47.91%	VOTE FOR 1 MIKE GERWIG
140	1733	0	1873	52.09%	VOTE FOR 1 BARRY J. STORY
VOTES= 0					(D) County Sheriff
0	0	0	0	0.00%	VOTE FOR 1 NO CANDIDATE
VOTES= 3,455					(R) County Assessor
142	1585	1	1728	50.01%	VOTE FOR 1 JILL HOLLOWAY-ELLENBERGER
110	1616	1	1727	49.99%	VOTE FOR 1 SHAR MECHLING
VOTES= 0					(D) County Assessor
0	0	0	0	0.00%	VOTE FOR 1 NO CANDIDATE
VOTES= 3,481					(R) County Commissioner District 1
133	1805	2	1940	55.73%	VOTE FOR 1 SCOTT MOSSBURG
116	1425	0	1541	44.27%	VOTE FOR 1 RANDAL E. PLUMMER
VOTES= 515					(D) County Commissioner District 1
74	441	0	515	100.00%	VOTE FOR 1 DAVID L. LIEURANCE
VOTES= 974					(R) County Council Member District
49	925	0	974	100.00%	VOTE FOR 1 JAMES E. (JIM) OSWALT

Election Summary Report

Wells County, Indiana
2006 Primary Election
Election Date: 5/2/2006

A- # OF Absentee Ballots	359	NUMBER OF PRECINCTS:	22
M- # OF Machine Ballots	4005	# OF PRECINCTS REPORTED:	22
P- # OF Provisional Ballots	3	# OF PRECINCTS NOT REPORTED:	0
PUBLIC COUNT: 4367		# OF PRECINCTS INCOMPLETE:	0
VOTER TURNOUT: 20.61%			

-----VOTES-----					
A	M	P	TOTAL	%	
VOTES= 0					
0	0	0	0	0.00%	(D) County Council Member District VOTE FOR 1 NO CANDIDATE
VOTES= 721					
59	662	0	721	100.00%	(R) County Council Member District VOTE FOR 1 KAROLYNA FARLING
VOTES= 0					
0	0	0	0	0.00%	(D) County Council Member District VOTE FOR 1 NO CANDIDATE
VOTES= 498					
19	478	1	498	100.00%	(R) County Council Member District VOTE FOR 1 TRAVIS HOLDMAN
VOTES= 151					
7	144	0	151	100.00%	(D) County Council Member District VOTE FOR 1 MICHAEL D. TODD
VOTES= 0					
0	0	0	0	0.00%	(R) County Council Member District VOTE FOR 1 NO CANDIDATE
VOTES= 151					
14	137	0	151	100.00%	(D) County Council Member District VOTE FOR 1 MICHAEL (MIKE) KRACIUM
VOTES= 977					
58	919	0	977	100.00%	(R) Harrison Township Assessor VOTE FOR 1 BECKY MUSSER JOHNSON
VOTES= 0					
0	0	0	0	0.00%	(D) Harrison Township Assessor VOTE FOR 1 NO CANDIDATE
VOTES= 1,046					
59	987	0	1046	100.00%	(R) Harrison Township Trustee VOTE FOR 1 DORRANCE N. STINSON
VOTES= 149					
15	134	0	149	100.00%	(D) Harrison Township Trustee VOTE FOR 1 LYNN A. ELLIOTT
VOTES= 1,666					
51	789	0	840	50.42%	(R) Harrison Township Board VOTE FOR 3 ANDREW K. ANTRIM
55	771	0	826	49.58%	GERRY CLAGHORN

Election Summary Report

Wells County, Indiana

2006 Primary Election

Election Date: 5/2/2006

A- # OF Absentee Ballots	359	NUMBER OF PRECINCTS:	22
M- # OF Machine Ballots	4005	# OF PRECINCTS REPORTED:	22
P- # OF Provisional Ballots	3	# OF PRECINCTS NOT REPORTED:	0
PUBLIC COUNT: 4367		# OF PRECINCTS INCOMPLETE:	0
VOTER TURNOUT: 20.61%			

----- VOTES -----

A	M	P	TOTAL	%	
VOTES= 417					(D) Harrison Township Board
					VOTE FOR 3
17	106	0	123	29.50%	EDGAR (ED) GRIDER
17	134	0	151	36.21%	DAVID JASKIE
15	128	0	143	34.29%	LARRY SELL
VOTES= 172					(R) Nottingham Township Trustee
					VOTE FOR 1
9	163	0	172	100.00%	JAMES W. UPTGRAFT
VOTES= 36					(D) Nottingham Township Trustee
					VOTE FOR 1
1	35	0	36	100.00%	MARK SHAFFER
VOTES= 526					(R) Nottingham Township Board
					VOTE FOR 3
4	122	0	126	23.95%	VICKI S. ANDREWS
7	130	0	137	26.05%	ROBIN GENTIS
7	125	0	132	25.10%	ROBERT HALTERMAN
5	126	0	131	24.90%	ROB PEASE
VOTES= 104					(D) Nottingham Township Board
					VOTE FOR 3
1	33	0	34	32.69%	JEFF ADAMS
1	38	0	39	37.50%	TOM GENTIS
1	30	0	31	29.81%	PAMELA S. PROBST
VOTES= 141					(R) Chester Township Trustee
					VOTE FOR 1
9	132	0	141	100.00%	GARY STORY
VOTES= 0					(D) Chester Township Trustee
					VOTE FOR 1
0	0	0	0	0.00%	NO CANDIDATE
VOTES= 377					(R) Chester Township Board
					VOTE FOR 3
9	113	0	122	32.36%	STAN BALES
9	122	0	131	34.75%	MICHAEL L. CARROLL
8	116	0	124	32.89%	ROBERT A. (BOB) PRIBLE
VOTES= 0					(D) Chester Township Board
					VOTE FOR 3
0	0	0	0	0.00%	NO CANDIDATE
VOTES= 0					(R) Jackson Township Trustee
					VOTE FOR 1
0	0	0	0	0.00%	NO CANDIDATE
VOTES= 28					(D) Jackson Township Trustee
					VOTE FOR 1
1	27	0	28	100.00%	MARILYN K. LIEURANCE

Election Summary Report

Wells County, Indiana
2006 Primary Election
Election Date: 5/2/2006

A- # OF Absentee Ballots	359	NUMBER OF PRECINCTS:	22
M- # OF Machine Ballots	4005	# OF PRECINCTS REPORTED:	22
P- # OF Provisional Ballots	3	# OF PRECINCTS NOT REPORTED:	0
PUBLIC COUNT: 4367		# OF PRECINCTS INCOMPLETE:	0
VOTER TURNOUT: 20.61%			

----- VOTES -----				
A	M	P	TOTAL	%
VOTES= 223				
(R) Jackson Township Board				
VOTE FOR 3				
3	99	0	102	45.74%
6	115	0	121	54.26%
VOTES= 44				
(D) Jackson Township Board				
VOTE FOR 3				
1	23	0	24	54.55%
0	20	0	20	45.45%
VOTES= 214				
(R) Liberty Township Trustee				
VOTE FOR 1				
11	203	0	214	100.00%
VOTES= 0				
(D) Liberty Township Trustee				
VOTE FOR 1				
0	0	0	0	0.00%
VOTES= 346				
(R) Liberty Township Board				
VOTE FOR 3				
11	170	0	181	52.31%
9	156	0	165	47.69%
VOTES= 21				
(D) Liberty Township Board				
VOTE FOR 3				
0	8	0	8	38.10%
0	13	0	13	61.90%
VOTES= 0				
(R) Rockcreek Township Trustee				
VOTE FOR 1				
0	0	0	0	0.00%
VOTES= 29				
(D) Rockcreek Township Trustee				
VOTE FOR 1				
6	23	0	29	100.00%
VOTES= 243				
(R) Rockcreek Township Board				
VOTE FOR 3				
9	111	0	120	49.38%
11	112	0	123	50.62%
VOTES= 77				
(D) Rockcreek Township Board				
VOTE FOR 3				
5	25	0	30	38.96%
4	18	0	22	28.57%
5	20	0	25	32.47%
VOTES= 141				
(R) Union Township Trustee				
VOTE FOR 1				
5	135	1	141	100.00%

Election Summary Report

Wells County, Indiana

2006 Primary Election

Election Date: 5/2/2006

A- # OF Absentee Ballots	359	NUMBER OF PRECINCTS:	22
M- # OF Machine Ballots	4005	# OF PRECINCTS REPORTED:	22
P- # OF Provisional Ballots	3	# OF PRECINCTS NOT REPORTED:	0
PUBLIC COUNT: 4367		# OF PRECINCTS INCOMPLETE:	0
VOTER TURNOUT: 20.61%			

----- VOTES -----				
A	M	P	TOTAL	%
VOTES= 0				
0	0	0	0	0.00%
(D) Union Township Trustee VOTE FOR 1 NO CANDIDATE				
VOTES= 400				
4	132	0	136	34.00%
3	131	1	135	33.75%
5	124	0	129	32.25%
(R) Union Township Board Member VOTE FOR 3 KEDRIC BAILEY ROBERT L. CALEY JOHN M. WALMSLEY				
VOTES= 0				
0	0	0	0	0.00%
(D) Union Township Board Member VOTE FOR 3 NO CANDIDATE				
VOTES= 354				
17	337	0	354	100.00%
(R) Jefferson Township Trustee VOTE FOR 1 RICHARD MCCOY				
VOTES= 0				
0	0	0	0	0.00%
(D) Jefferson Township Trustee VOTE FOR 1 NO CANDIDATE				
VOTES= 1,100				
19	351	0	370	33.64%
20	351	0	371	33.73%
20	339	0	359	32.64%
(R) Jefferson Township Board VOTE FOR 3 NORMAN BUSHEE TODD MAHNENSMITH DAN RUPRIGHT				
VOTES= 0				
0	0	0	0	0.00%
(D) Jefferson Township Board VOTE FOR 3 NO CANDIDATE				
VOTES= 0				
0	0	0	0	0.00%
(R) Lancaster Township Trustee VOTE FOR 1 NO CANDIDATE				
VOTES= 110				
34	76	0	110	100.00%
(D) Lancaster Township Trustee VOTE FOR 1 WANDA LOBSIGER				
VOTES= 818				
41	444	0	485	59.29%
29	304	0	333	40.71%
(R) Lancaster Township Board VOTE FOR 3 RICK OATESS RAYMOND TEEPLE				
VOTES= 278				
30	69	0	99	35.61%
26	62	0	88	31.65%
25	66	0	91	32.73%
(D) Lancaster Township Board VOTE FOR 3 JANET (JAN) MOSER GLEN H. REINHARD DOYLE STERN				

Election Summary Report

Wells County, Indiana
2006 Primary Election
Election Date: 5/2/2006

A- # OF Absentee Ballots	359	NUMBER OF PRECINCTS:	22
M- # OF Machine Ballots	4005	# OF PRECINCTS REPORTED:	22
P- # OF Provisional Ballots	3	# OF PRECINCTS NOT REPORTED:	0
PUBLIC COUNT: 4367		# OF PRECINCTS INCOMPLETE:	0
VOTER TURNOUT: 20.61%			

-----VOTES-----

A	M	P	TOTAL	%	
VOTES= 920					Southern Wells School Board
					VOTE FOR 1
32	539	0	571	62.07%	RICK A. MOUNSEY
13	336	0	349	37.93%	JENNIFER L. PLATT
VOTES= 908					Southern Wells School Board
					VOTE FOR 1
12	204	0	216	23.79%	WENDELENE S. GARRETT
34	658	0	692	76.21%	CHRIS SMITH

R. Johnson
Charles W. Johnson
Beth Davis

