



INSTRUCTIONS: Each county election board shall submit a report to the Indiana Election Division after each primary, general, and special election. The report must be mailed or hand delivered to the Indiana Election Division, Indiana Government Center South, 302 West Washington Street, Room E-204, Indianapolis, IN 46204-2743 not later than 14 days after each election.

COUNTY ELECTION REPORT

FOR THE Primary ELECTION CONDUCTED ON May 2, 2006

REGISTRATION AND TURNOUT

- Number of registered voters in **county** at close of registration for this election: 79,512
- If the election was held only in part of the county, the number of registered voters in that part of the county at close of registration for this election:
NA
- Number of voters voting *in person at the polls*: 18,264
- Number of all voters voting *absentee*: 2,002
- Total number of voters who voted in this election (*should equal #3 + #4*): 20,266

#6 - #8 are for General Elections Only – Otherwise, put NA

- The combined total number of absentee ballots sent by county to military and overseas voters: NA
- Total number of ballots in #6 returned by these voters (*Include any Federal Write-in Absentee Ballots returned when voter did not return an official county ballot. Please note the number of these write-in ballots (FWABs) separately, as in "120 + 3 FWABs."*): NA
- Total number of ballots in #7 counted: NA

RECEIVED
 2006 MAY 16 AM 11:2
 INDIANA ELECTIONS DIVISION

ELECTION BUDGET AND EQUIPMENT

- BUDGETED cost for this election. Estimate if necessary: 371,051.25
- What types of voting systems did the county use in this election? (*check each one that applies*)
 hand-counted paper ballot direct recording electronic voting unit optical scan ballot
- Name of the vendor of each voting system the county used in this election: Elections Systems & Software

ENCLOSURES (Please attach sheets or printouts with the following information)

- Describe any malfunction or other problem with your voting system during the election.
(Attach an extra page if necessary): _____
- Canvasser sheets (official election results **by precinct**).
 (*check box if applicable*) County has provided an electronic version of the canvasser sheets to the Election Division.
- Number of registered voters **for each precinct in the county**.
- Names and mailing addresses for your county election board members and any board of voter registration officers.
- Any sheets provided by the Election Division containing requests for additional information (*including training and education survey*).
- The total number of provisional ballots cast by voters in the county in this election: 17
- Total number of provisional ballots not counted by county election board: 4
- Total number of provisional ballots counted by county election board: 13

County <u>Vigo</u>	Signature <u>Patricia R. Manser</u>	Title <u>Clerk, Vigo Circuit Court</u>
-----------------------	--	---

State of Indiana Voter Status Counts by Precinct

RECEIVED

2006 MAY 16 AM 11:12

INDIANA ELECTIONS DIVISION

Township
FAYETTE

HARRISON

Precinct	Active	InActive	Total Current Voters	Pending	InComplete	Cancelled
FA-A	1039	16	1055	0	0	46
FA-B	1014	31	1045	0	0	62
Fayette Township Subtotal	2053	47	2100	0	0	108
1-A	673	88	761	0	0	51
1-B	1205	39	1244	0	0	95
1-C	704	58	762	0	0	48
1-D	706	51	757	0	0	74
2-A	1049	46	1095	0	0	63
2-B	635	47	682	0	0	48
2-C	730	75	805	0	0	48
2-D	610	22	632	0	0	51
2-E	675	61	736	0	0	40
2-F	722	38	760	0	0	46
3-A	775	23	798	0	0	45
3-B	1025	61	1086	1	0	63
3-C	603	17	620	0	0	31
3-D	699	32	731	0	0	48
3-E	803	33	836	0	0	86
3-F	603	22	625	0	0	47
3-G	504	20	524	0	0	27
3-H	933	84	1017	0	0	60
4-A	525	37	562	0	0	29
4-B	654	42	696	0	0	41
4-C	901	29	930	2	0	61
4-D	1071	44	1115	0	0	56
5-A	735	40	775	0	0	45
5-B	778	77	855	0	0	44

RECEIVED
APR 19 2006
Patricia B. Harrison
Clerk of the
Vigo Circuit Court

State of Indiana Voter Status Counts by Precinct

Township	Precinct	Active	InActive	Total Current Voters	Pending	InComplete	Cancelled
HARRISON	5-C	1335	209	1544	0	0	113
	5-D	401	26	427	0	0	31
	5-E	923	23	946	0	0	42
	6-A	953	19	972	0	0	110
	6-B	1078	17	1095	0	0	79
	6-C	1210	25	1235	0	0	122
	7-A	854	37	891	1	0	62
	7-B	869	66	935	0	0	60
	7-C	813	32	845	0	0	45
	7-D	749	72	821	1	0	74
	7-E	1030	27	1057	0	0	75
	7-F	1148	43	1191	0	0	72
	7-G	828	18	846	0	0	44
	8-A	744	22	766	0	0	37
	8-B	798	9	807	0	0	73
8-C	966	18	984	2	0	85	
8-D	1131	48	1179	0	0	97	
8-E	575	17	592	0	0	43	
8-F	1214	32	1246	1	0	69	
8-G	738	19	757	1	0	66	
Harrison Township Subtotal		36675	1865	38540	9	0	2646
HONEY CREEK	9-A	764	19	783	0	0	137
	9-B	59	1	60	0	0	7
	HC-A	719	22	741	0	0	40
	HC-B	1261	20	1281	0	0	67
	HC-C	850	35	885	1	0	42
	HC-D	1006	43	1049	0	0	79
	HC-E	1112	31	1143	1	0	67
HC-F	1130	47	1177	2	0	111	
HC-G	1187	28	1215	1	0	65	

State of Indiana Voter Status Counts by Precinct

Township	Precinct	Active	Inactive	Total Current Voters	Pending	InComplete	Cancelled
HONEY CREEK	HC-H	1246	36	1282	0	0	120
	HC-I	1066	42	1108	0	0	72
	Honey Creek Township Subtotal	10400	324	10724	5	0	807
LINTON	LI-A	913	22	935	1	0	63
	Linton Township Subtotal	913	22	935	1	0	63
LOST CREEK	9-D	803	7	810	0	0	53
	9-E	531	24	555	0	0	42
	9-F	1192	86	1278	0	0	107
	9-G	984	13	997	0	0	66
	LC-A	1119	42	1161	0	0	61
	LC-B	668	19	687	0	0	41
	LC-C	920	25	945	0	0	56
	LC-D	1194	35	1229	0	0	60
	Lost Creek Township Subtotal	7411	251	7662	0	0	486
	NEVINS	NE-A	714	10	724	0	0
NE-B		799	14	813	0	0	47
Nevins Township Subtotal		1513	24	1537	0	0	98
OTTER CREEK	OC-A	1229	24	1253	0	0	58
	OC-B	1012	16	1028	0	0	45
	OC-C	785	23	808	0	0	52
	OC-D	936	18	954	0	0	47
	OC-E	990	12	1002	0	0	43
	OC-F	787	18	805	0	0	40
	OC-G	911	26	937	0	0	57
Otter Creek Township Subtotal	6650	137	6787	0	0	342	
PIERSON	PI-A	979	18	997	0	0	51

State of Indiana Voter Status Counts by Precinct

Township	Precinct	Active	InActive	Total Current Voters	Pending	InComplete	Cancelled
PRAIRIE CREEK	Pierson Township Subtotal	979	18	997	0	0	51
	PC-A	864	13	877	1	0	40
	Prairie Creek Township Subtotal	864	13	877	1	0	40
PRAIRIETON	PR-A	850	13	863	0	0	50
	Prairieton Township Subtotal	850	13	863	0	0	50
	RILEY	9-C	6	6	0	0	0
RILEY	RI-A	1331	30	1361	0	0	74
	RI-B	989	14	1003	1	0	63
	Riley Township Subtotal	2326	44	2370	1	0	137
SUGAR CREEK	SC-A	1186	28	1214	0	0	56
	SC-B	982	18	1000	0	0	84
	SC-C	729	19	748	0	0	36
	SC-D	1094	21	1115	0	0	45
	SC-E	1000	11	1011	0	0	101
	SC-F	1001	31	1032	0	0	56
	Sugar Creek Township Subtotal	5992	128	6120	0	0	378
Sugar Creek Township Subtotal		76626	2886	79512	17	0	5206

VIGO COUNTY ELECTION BOARD
3/23/2006

DEMOCRAT

President
Dean Myers
106 Barton Avenue
Terre Haute IN 47803
H Phone 812-232-2012
Cell 230-0283
psmyersjd@juno.com

12/23/1990, 3/23/2006

REPUBLICAN

Member
Tom Lorey
430 Nitsche Drive
Terre Haute IN 47803
H Phone 812-877-9453
Work Phone 238-6348
Fax
tloreya@yahoo.com

9/17/2004

Secretary

Patricia R Mansard
1516 Woodley Avenue
Terre Haute IN 47804
H Phone 812-234-0101
Clerk, Circuit Court
Phone 812-462-3214
Fax 812-462-3285
wlmanclerk@aol.com

Assistant

Jerry Arnold
3000 W. Spencer Dr
Terre Haute IN 47802
H Phone 812-299-5973
Cell
Fax
k9af@aol.com

3/23/2006

Assistant

Richard Shagley II
1923 S Fruitridge
Terre Haute IN 47803
H Phone 235-1792
Wright Law Firm
PO Box 8448
Terre Haute IN 47808
Phone 812-232-3388
Fax 812-232-8817
richards@wslfirm.com
12/30/2003

RECEIVED
2006 MAY 16 AM 11:12
INDIANA ELECTIONS DIVISION

MEMBERS OF THE VIGO COUNTY
BOARD OF VOTER REGISTRATION

812-462-3393, FAX 812-462-3254

9/13/2004

DEMOCRAT MEMBER

Debbie Kirk
428 4th Avenue
Terre Haute IN 47807
H Phone 812-235-8877
dskirk@vigocounty.org

REPUBLICAN MEMBER

William Treadway
1707 E Dallas DR
Terre Haute IN 47802
Fax 812-462-3254
H Phone 812-299-5482
betreadway@vigocounty.org

DEMOCRAT CHAIRMAN

Joseph Etling
23 Nitsche Dr
Terre Haute IN
H Phone 812-234-5554
Fax 812-238-1752
W Phone 812-238-1751
Cell Phone 208-4083

7/30/2004

REPUBLICAN CHAIRMAN

Brad Anderson
1707 E Dallas DR
Terre Haute IN 47802
H Phone 812-299-5482
Fax 812-238-2533
W Phone 812-238-2526
Cell Phone 249-4341

WITH 87 OF 87 PRECINCTS REPORTING

	TOTAL	PERCENT		TOTAL	PERCENT
01 = REGISTERED VOTERS - TOTAL VIGO COUNTY	79,519		05 = BALLOTS CAST - REPUBLICAN 17	2	
02 = BALLOTS CAST - TOTAL VIGO COUNTY	20,266		06 = BALLOTS CAST - DEMOCRATIC 17	14	.03
03 = BALLOTS CAST - REPUBLICAN	2,619	6.46	07 = VOTER TURNOUT - TOTAL VIGO COUNTY		25.49
04 = BALLOTS CAST - DEMOCRATIC	17,631	43.50			

	01	02	03	04	05	06	07
0001 FIRST A	761	144	13	131	0	0	18.92
0002 FIRST B	1243	213	50	161	1	1	17.14
0003 FIRST C	761	147	18	129	0	0	19.32
0004 FIRST D	757	111	12	97	1	1	14.66
0005 SECOND A	1095	250	30	220	0	0	22.83
0006 SECOND B	681	80	5	75	0	0	11.75
0007 SECOND C	805	72	7	65	0	0	8.94
0008 SECOND D	632	159	25	134	0	0	25.16
0009 SECOND E	736	129	25	104	0	0	17.53
0010 SECOND F	759	137	12	125	0	0	18.05
0011 THIRD A	798	229	31	198	0	0	28.70
0012 THIRD B	1086	162	22	139	0	1	14.92
0013 THIRD C	620	173	20	153	0	0	27.90
0014 THIRD D	731	199	30	168	0	1	27.22
0015 THIRD E	836	326	40	285	0	1	39.00
0016 THIRD F	625	193	24	169	0	0	30.88
0017 THIRD G	523	110	5	105	0	0	21.03
0018 THIRD H	1017	163	18	144	0	1	16.03
0019 FOURTH A	561	41	8	33	0	0	7.31
0020 FOURTH B	696	103	19	84	0	0	14.80
0021 FOURTH C	932	236	24	211	0	1	25.32
0022 FOURTH D	1115	198	13	185	0	0	17.76
0023 FIFTH A	775	163	11	152	0	0	21.03
0024 FIFTH B	855	114	6	108	0	0	13.33
0025 FIFTH C	1544	54	7	47	0	0	3.50
0026 FIFTH D	427	81	6	75	0	0	18.97
0027 FIFTH E	946	331	31	300	0	0	34.99
0028 SIXTH A	972	301	38	263	0	0	30.97
0029 SIXTH B	1095	327	31	296	0	0	29.86
0030 SIXTH C	1236	365	19	346	0	0	29.53
0031 SEVENTH A	892	170	17	153	0	0	19.06
0032 SEVENTH B	935	151	11	140	0	0	16.15
0033 SEVENTH C	845	168	13	155	0	0	19.88
0034 SEVENTH D	822	211	13	198	0	0	25.67
0035 SEVENTH E	1057	218	9	209	0	0	20.62
0036 SEVENTH F	1191	211	17	194	0	0	17.72
0037 SEVENTH G	846	226	16	210	0	0	26.71
0038 EIGHTH A	766	303	15	288	0	0	39.56
0039 EIGHTH B	807	254	19	235	0	0	31.47
0040 EIGHTH C	986	334	37	297	0	0	33.87
0041 EIGHTH D	1179	267	32	235	0	0	22.65
0042 EIGHTH E	592	167	14	153	0	0	28.21
0043 EIGHTH F	1247	406	45	359	0	2	32.56
0044 EIGHTH G	758	265	29	236	0	0	34.96
0045 NINTH A	783	277	91	186	0	0	35.38
0046 NINTH B	60	14	2	12	0	0	23.33
0047 NINTH C	6	2	0	2	0	0	33.33
0048 NINTH D	810	354	22	332	0	0	43.70
0049 NINTH E	555	90	10	80	0	0	16.22
0050 NINTH F	1278	283	45	238	0	0	22.14
0051 NINTH G	997	412	58	353	0	1	41.32
0052 FAYETTE A	1055	368	45	323	0	0	34.88
0053 FAYETTE B	1045	332	34	298	0	0	31.77

RECEIVED
2006 MAY 16 AM 11:15
INDIANA ELECTIONS DIVISION

WE, THE UNDERSIGNED, DO HEREBY CERTIFY THAT THE ABOVE RESULTS ARE A TRUE AND ACCURATE ACCOUNT OF ALL BALLOTS COUNTED AND THAT THE ELECTION WAS HELD IN ACCORDANCE WITH THE LAWS OF THE STATE.

Dean C. Myers
PRESIDENT VIGO COUNTY ELECTION BOARD

Thomas Long
MEMBER VIGO COUNTY ELECTION BOARD

Patricia R. Mansard
SECRETARY VIGO COUNTY ELECTION BOARD

WITH 87 OF 87 PRECINCTS REPORTING

01 = REGISTERED VOTERS - TOTAL VIGO COUNTY
 02 = BALLOTS CAST - TOTAL VIGO COUNTY
 03 = BALLOTS CAST - REPUBLICAN
 04 = BALLOTS CAST - DEMOCRATIC

TOTAL PERCENT
 79,519
 20,266
 2,619 6.46
 17,631 43.50

05 = BALLOTS CAST - REPUBLICAN 17
 06 = BALLOTS CAST - DEMOCRATIC 17
 07 = VOTER TURNOUT - TOTAL VIGO COUNTY 25.49

TOTAL PERCENT
 2
 14 .03
 25.49

(CONTINUED FROM PREVIOUS PAGE)

	01	02	03	04	05	06	07
0054 HONEY CREEK A	741	162	38	124	0	0	21.86
0055 HONEY CREEK B	1281	286	34	251	0	1	22.33
0056 HONEY CREEK C	887	220	33	187	0	0	24.80
0057 HONEY CREEK D	1049	241	32	209	0	0	22.97
0058 HONEY CREEK E	1143	247	52	194	0	1	21.61
0059 HONEY CREEK F	1177	247	35	212	0	0	20.99
0060 HONEY CREEK G	1216	314	55	259	0	0	25.82
0061 HONEY CREEK H	1282	291	50	241	0	0	22.70
0062 HONEY CREEK I	1108	173	31	142	0	0	15.61
0063 LINTON A	935	272	45	227	0	0	29.09
0064 LOST CREEK A	1161	370	84	286	0	0	31.87
0065 LOST CREEK B	687	211	94	117	0	0	30.71
0066 LOST CREEK C	945	239	67	172	0	0	25.29
0067 LOST CREEK D	1231	395	94	301	0	0	32.09
0068 NEVINS A	724	242	31	211	0	0	33.43
0069 NEVINS B	812	244	33	211	0	0	30.05
0070 OTTER CREEK A	1252	382	37	345	0	0	30.51
0071 OTTER CREEK B	1028	318	24	294	0	0	30.93
0072 OTTER CREEK C	808	216	13	203	0	0	26.73
0073 OTTER CREEK D	954	297	46	251	0	0	31.13
0074 OTTER CREEK E	1002	268	26	242	0	0	26.75
0075 OTTER CREEK F	805	227	20	206	0	1	28.20
0076 OTTER CREEK G	938	241	23	218	0	0	25.69
0077 PIERSON A	997	323	58	265	0	0	32.40
0078 PRAIRIE CREEK A	878	280	83	197	0	0	31.89
0079 PRAIRIETON A	863	271	64	207	0	0	31.40
0080 RILEY A	1360	375	59	316	0	0	27.57
0081 RILEY B	1003	331	51	280	0	0	33.00
0082 SUGAR CREEK A	1236	389	32	357	0	0	31.47
0083 SUGAR CREEK B	1000	205	6	199	0	0	20.50
0084 SUGAR CREEK C	749	282	17	265	0	0	37.65
0085 SUGAR CREEK D	1114	318	27	290	0	1	28.55
0086 SUGAR CREEK E	989	330	23	307	0	0	33.37
0087 SUGAR CREEK F	1032	265	8	257	0	0	25.68

WITH 87 OF 87 PRECINCTS REPORTING

US SENATOR

Vote For Not More than 1

- 01 = RICHARD G. LUGAR
- 02 = OVER VOTES

VOTES PERCENT
 2,341 100.00
 0

03 = UNDER VOTES

VOTES PERCENT
 280

	01	02	03
0001 FIRST A	10	0	3
0002 FIRST B	46	0	5
0003 FIRST C	16	0	2
0004 FIRST D	9	0	4
0005 SECOND A	27	0	3
0006 SECOND B	5	0	0
0007 SECOND C	7	0	0
0008 SECOND D	21	0	4
0009 SECOND E	24	0	1
0010 SECOND F	10	0	2
0011 THIRD A	28	0	3
0012 THIRD B	16	0	6
0013 THIRD C	18	0	2
0014 THIRD D	29	0	1
0015 THIRD E	35	0	5
0016 THIRD F	23	0	1
0017 THIRD G	4	0	1
0018 THIRD H	18	0	0
0019 FOURTH A	8	0	0
0020 FOURTH B	16	0	3
0021 FOURTH C	22	0	2
0022 FOURTH D	9	0	4
0023 FIFTH A	11	0	0
0024 FIFTH B	6	0	0
0025 FIFTH C	6	0	1
0026 FIFTH D	6	0	0
0027 FIFTH E	29	0	2
0028 SIXTH A	36	0	2
0029 SIXTH B	26	0	5
0030 SIXTH C	16	0	3
0031 SEVENTH A	16	0	1
0032 SEVENTH B	11	0	0
0033 SEVENTH C	13	0	0
0034 SEVENTH D	10	0	3
0035 SEVENTH E	8	0	1
0036 SEVENTH F	17	0	0
0037 SEVENTH G	14	0	2
0038 EIGHTH A	14	0	1
0039 EIGHTH B	19	0	0
0040 EIGHTH C	36	0	1
0041 EIGHTH D	27	0	5
0042 EIGHTH E	13	0	1
0043 EIGHTH F	38	0	7
0044 EIGHTH G	29	0	0
0045 NINTH A	86	0	5
0046 NINTH B	2	0	0
0047 NINTH C	0	0	0
0048 NINTH D	21	0	1
0049 NINTH E	9	0	1
0050 NINTH F	43	0	2
0051 NINTH G	50	0	8
0052 FAYETTE A	39	0	6
0053 FAYETTE B	33	0	1

NUMBERED KEY CANVASS

VIGO COUNTY, INDIANA
PRIMARY ELECTION
MAY 2, 2006
REPUBLICAN

OFFICIAL RESULTS

RUN DATE: 05/15/06 10:05 AM

REPORT-EL52 PAGE 0004

WITH 87 OF 87 PRECINCTS REPORTING

US SENATOR

Vote For Not More than 1

01 = RICHARD G. LUGAR
02 = OVER VOTES

VOTES PERCENT
2,341 100.00
0

03 = UNDER VOTES

VOTES PERCENT
280

(CONTINUED FROM PREVIOUS PAGE)

	01	02	03
0054 HONEY CREEK A	34	0	4
0055 HONEY CREEK B	31	0	3
0056 HONEY CREEK C	32	0	1
0057 HONEY CREEK D	30	0	2
0058 HONEY CREEK E	39	0	13
0059 HONEY CREEK F	31	0	4
0060 HONEY CREEK G	55	0	0
0061 HONEY CREEK H	46	0	4
0062 HONEY CREEK I	30	0	1
0063 LINTON A	40	0	5
0064 LOST CREEK A	76	0	8
0065 LOST CREEK B	77	0	17
0066 LOST CREEK C	58	0	9
0067 LOST CREEK D	77	0	17
0068 NEVINS A	30	0	1
0069 NEVINS B	29	0	4
0070 OTTER CREEK A	30	0	7
0071 OTTER CREEK B	19	0	5
0072 OTTER CREEK C	12	0	1
0073 OTTER CREEK D	39	0	7
0074 OTTER CREEK E	23	0	3
0075 OTTER CREEK F	17	0	3
0076 OTTER CREEK G	22	0	1
0077 PIERSON A	57	0	1
0078 PRAIRIE CREEK A	69	0	14
0079 PRAIRIETON A	54	0	10
0080 RILEY A	57	0	2
0081 RILEY B	43	0	8
0082 SUGAR CREEK A	27	0	5
0083 SUGAR CREEK B	4	0	2
0084 SUGAR CREEK C	13	0	4
0085 SUGAR CREEK D	25	0	2
0086 SUGAR CREEK E	22	0	1
0087 SUGAR CREEK F	8	0	0

WITH 87 OF 87 PRECINCTS REPORTING

UNITED STATES REP DIST 8
Vote For Not More than 1
01 = JOHN N. HOSTETTLER
02 = OVER VOTES

VOTES PERCENT

VOTES PERCENT

2,114 100.00
0

03 = UNDER VOTES

507

01 02 03

0001 FIRST A	13	0	0
0002 FIRST B	41	0	10
0003 FIRST C	12	0	6
0004 FIRST D	12	0	1
0005 SECOND A	27	0	3
0006 SECOND B	2	0	3
0007 SECOND C	7	0	0
0008 SECOND D	19	0	6
0009 SECOND E	19	0	6
0010 SECOND F	10	0	2
0011 THIRD A	28	0	3
0012 THIRD B	15	0	7
0013 THIRD C	11	0	9
0014 THIRD D	20	0	10
0015 THIRD E	36	0	4
0016 THIRD F	19	0	5
0017 THIRD G	4	0	1
0018 THIRD H	14	0	4
0019 FOURTH A	8	0	0
0020 FOURTH B	15	0	4
0021 FOURTH C	23	0	1
0022 FOURTH D	12	0	1
0023 FIFTH A	10	0	1
0024 FIFTH B	4	0	2
0025 FIFTH C	5	0	2
0026 FIFTH D	4	0	2
0027 FIFTH E	24	0	7
0028 SIXTH A	26	0	12
0029 SIXTH B	23	0	8
0030 SIXTH C	18	0	1
0031 SEVENTH A	15	0	2
0032 SEVENTH B	9	0	2
0033 SEVENTH C	12	0	1
0034 SEVENTH D	11	0	2
0035 SEVENTH E	8	0	1
0036 SEVENTH F	13	0	4
0037 SEVENTH G	13	0	3
0038 EIGHTH A	14	0	1
0039 EIGHTH B	15	0	4
0040 EIGHTH C	26	0	11
0041 EIGHTH D	25	0	7
0042 EIGHTH E	11	0	3
0043 EIGHTH F	39	0	6
0044 EIGHTH G	23	0	6
0045 NINTH A	80	0	11
0046 NINTH B	1	0	1
0047 NINTH C	0	0	0
0048 NINTH D	16	0	6
0049 NINTH E	8	0	2
0050 NINTH F	38	0	7
0051 NINTH G	43	0	15
0052 FAYETTE A	39	0	6
0053 FAYETTE B	29	0	5
0054 HONEY CREEK A	32	0	6

WITH 87 OF 87 PRECINCTS REPORTING

UNITED STATES REP DIST 8

Vote For Not More than 1

- 01 = JOHN N. HOSTETTLER
- 02 = OVER VOTES

VOTES PERCENT
 2,114 100.00
 0

03 = UNDER VOTES

VOTES PERCENT
 507

(CONTINUED FROM PREVIOUS PAGE)

	01	02	03
0055 HONEY CREEK B	29	0	5
0056 HONEY CREEK C	29	0	4
0057 HONEY CREEK D	25	0	7
0058 HONEY CREEK E	39	0	13
0059 HONEY CREEK F	30	0	5
0060 HONEY CREEK G	45	0	10
0061 HONEY CREEK H	41	0	9
0062 HONEY CREEK I	27	0	4
0063 LINTON A	37	0	8
0064 LOST CREEK A	66	0	18
0065 LOST CREEK B	58	0	36
0066 LOST CREEK C	54	0	13
0067 LOST CREEK D	72	0	22
0068 NEVINS A	25	0	6
0069 NEVINS B	26	0	7
0070 OTTER CREEK A	31	0	6
0071 OTTER CREEK B	22	0	2
0072 OTTER CREEK C	11	0	2
0073 OTTER CREEK D	38	0	8
0074 OTTER CREEK E	18	0	8
0075 OTTER CREEK F	17	0	3
0076 OTTER CREEK G	20	0	3
0077 PIERSON A	50	0	8
0078 PRAIRIE CREEK A	61	0	22
0079 PRAIRIETON A	54	0	10
0080 RILEY A	53	0	6
0081 RILEY B	41	0	10
0082 SUGAR CREEK A	24	0	8
0083 SUGAR CREEK B	4	0	2
0084 SUGAR CREEK C	12	0	5
0085 SUGAR CREEK D	25	0	2
0086 SUGAR CREEK E	21	0	2
0087 SUGAR CREEK F	8	0	0

WITH 69 OF 69 PRECINCTS REPORTING

STATE SENATOR DIST 38

Vote For Not More than 1

01 = NO CANDIDATE FILED

02 = OVER VOTES

VOTES PERCENT

VOTES PERCENT

0
0

03 = UNDER VOTES

1,808

	01	02	03
0001 FIRST A	0	0	13
0002 FIRST B	0	0	51
0003 FIRST C	0	0	18
0004 FIRST D	0	0	13
0005 SECOND A	0	0	30
0006 SECOND B	0	0	5
0007 SECOND C	0	0	7
0008 SECOND D	0	0	25
0009 SECOND E	0	0	25
0010 SECOND F	0	0	12
0011 THIRD A	0	0	31
0012 THIRD B	0	0	22
0013 THIRD C	0	0	20
0014 THIRD D	0	0	30
0015 THIRD E	0	0	40
0016 THIRD F	0	0	24
0017 THIRD G	0	0	5
0018 THIRD H	0	0	18
0019 FOURTH A	0	0	8
0020 FOURTH B	0	0	19
0021 FOURTH C	0	0	24
0022 FOURTH D	0	0	13
0023 FIFTH A	0	0	11
0024 FIFTH B	0	0	6
0025 FIFTH C	0	0	7
0026 FIFTH D	0	0	6
0027 FIFTH E	0	0	31
0028 SIXTH A	0	0	38
0029 SIXTH B	0	0	31
0030 SIXTH C	0	0	19
0031 SEVENTH A	0	0	17
0032 SEVENTH B	0	0	11
0033 SEVENTH C	0	0	13
0034 SEVENTH D	0	0	13
0035 SEVENTH E	0	0	9
0036 SEVENTH F	0	0	17
0037 SEVENTH G	0	0	16
0038 EIGHTH A	0	0	15
0039 EIGHTH B	0	0	19
0040 EIGHTH C	0	0	37
0041 EIGHTH D	0	0	32
0042 EIGHTH E	0	0	14
0043 EIGHTH F	0	0	45
0044 EIGHTH G	0	0	29
0048 NINTH D	0	0	22
0049 NINTH E	0	0	10
0050 NINTH F	0	0	45
0051 NINTH G	0	0	58
0052 FAYETTE A	0	0	45
0053 FAYETTE B	0	0	34
0064 LOST CREEK A	0	0	84
0065 LOST CREEK B	0	0	94
0066 LOST CREEK C	0	0	67
0067 LOST CREEK D	0	0	94

WITH 69 OF 69 PRECINCTS REPORTING

STATE SENATOR DIST 38

Vote For Not More than 1

01 = NO CANDIDATE FILED

02 = OVER VOTES

VOTES PERCENT

VOTES PERCENT

0

0

03 = UNDER VOTES

1,808

(CONTINUED FROM PREVIOUS PAGE)

	01	02	03
0068 NEVINS A	0	0	31
0069 NEVINS B	0	0	33
0070 OTTER CREEK A	0	0	37
0071 OTTER CREEK B	0	0	24
0072 OTTER CREEK C	0	0	13
0073 OTTER CREEK D	0	0	46
0074 OTTER CREEK E	0	0	26
0075 OTTER CREEK F	0	0	20
0076 OTTER CREEK G	0	0	23
0082 SUGAR CREEK A	0	0	32
0083 SUGAR CREEK B	0	0	6
0084 SUGAR CREEK C	0	0	17
0085 SUGAR CREEK D	0	0	27
0086 SUGAR CREEK E	0	0	23
0087 SUGAR CREEK F	0	0	8

WITH 18 OF 18 PRECINCTS REPORTING

STATE SENATOR DIST 39

Vote For Not More than 1

- 01 = JOHN M. WATERMAN
- 02 = OVER VOTES

VOTES PERCENT
700 100.00
0

03 = UNDER VOTES

VOTES PERCENT
113

01 02 03

0045 NINTH A	78	0	13
0046 NINTH B	2	0	0
0047 NINTH C	0	0	0
0054 HONEY CREEK A	33	0	5
0055 HONEY CREEK B	33	0	1
0056 HONEY CREEK C	32	0	1
0057 HONEY CREEK D	26	0	6
0058 HONEY CREEK E	38	0	14
0059 HONEY CREEK F	33	0	2
0060 HONEY CREEK G	50	0	5
0061 HONEY CREEK H	40	0	10
0062 HONEY CREEK I	29	0	2
0063 LINTON A	39	0	6
0077 PIERSON A	53	0	5
0078 PRAIRIE CREEK A	65	0	18
0079 PRAIRIETON A	54	0	10
0080 RILEY A	54	0	5
0081 RILEY B	41	0	10

NUMBERED KEY CANVASS

RUN DATE:05/15/06 10:05 AM

VIGO COUNTY, INDIANA
PRIMARY ELECTION
MAY 2, 2006
REPUBLICAN

OFFICIAL RESULTS

REPORT-EL52 PAGE 0010

WITH 6 OF 6 PRECINCTS REPORTING

STATE REPRESENTATIVE DIST 42

Vote For Not More than 1

01 = JEFFREY MCCOY

02 = OVER VOTES

VOTES PERCENT

140 100.00
0

03 = UNDER VOTES

VOTES PERCENT

27

01 02 03

0052 FAYETTE A	36	0	9
0053 FAYETTE B	29	0	5
0072 OTTER CREEK C	9	0	4
0075 OTTER CREEK F	16	0	4
0082 SUGAR CREEK A	28	0	4
0086 SUGAR CREEK E	22	0	1

WITH 47 OF 47 PRECINCTS REPORTING

STATE REPRESENTATIVE DIST 43

Vote For Not More than 1

01 = BOBBI ANN MCPEAK
 02 = OVER VOTES

VOTES PERCENT
 1,036 100.00
 0

03 = UNDER VOTES

VOTES PERCENT
 279

	01	02	03
0004 FIRST D	9	0	4
0006 SECOND B	2	0	3
0011 THIRD A	26	0	5
0012 THIRD B	14	0	8
0013 THIRD C	16	0	4
0014 THIRD D	24	0	6
0015 THIRD E	34	0	6
0016 THIRD F	16	0	8
0019 FOURTH A	8	0	0
0020 FOURTH B	12	0	7
0021 FOURTH C	22	0	2
0022 FOURTH D	9	0	4
0023 FIFTH A	10	0	1
0024 FIFTH B	4	0	2
0025 FIFTH C	5	0	2
0026 FIFTH D	6	0	0
0027 FIFTH E	25	0	6
0028 SIXTH A	30	0	8
0029 SIXTH B	26	0	5
0030 SIXTH C	15	0	4
0031 SEVENTH A	15	0	2
0032 SEVENTH B	10	0	1
0033 SEVENTH C	12	0	1
0034 SEVENTH D	8	0	5
0035 SEVENTH E	7	0	2
0036 SEVENTH F	15	0	2
0037 SEVENTH G	11	0	5
0038 EIGHTH A	14	0	1
0039 EIGHTH B	18	0	1
0040 EIGHTH C	32	0	5
0041 EIGHTH D	26	0	6
0042 EIGHTH E	13	0	1
0043 EIGHTH F	35	0	10
0044 EIGHTH G	22	0	7
0048 NINTH D	19	0	3
0049 NINTH E	7	0	3
0050 NINTH F	41	0	4
0051 NINTH G	47	0	11
0064 LOST CREEK A	68	0	16
0065 LOST CREEK B	64	0	30
0066 LOST CREEK C	47	0	20
0067 LOST CREEK D	70	0	24
0070 OTTER CREEK A	31	0	6
0071 OTTER CREEK B	19	0	5
0073 OTTER CREEK D	36	0	10
0074 OTTER CREEK E	17	0	9
0076 OTTER CREEK G	19	0	4

NUMBERED KEY CANVASS
RUN DATE:05/15/06 10:05 AM

VIGO COUNTY, INDIANA
PRIMARY ELECTION
MAY 2, 2006
REPUBLICAN

OFFICIAL RESULTS
REPORT-EL52 PAGE 0012

WITH 2 OF 2 PRECINCTS REPORTING

STATE REPRESENTATIVE DIST 44
Vote For Not More than 1
01 = ANDREW P. THOMAS
02 = OVER VOTES

VOTES PERCENT

VOTES PERCENT

57 100.00
0

03 = UNDER VOTES

7

01 02 03

29 0 2
28 0 5

0068 NEVINS A
0069 NEVINS B

NUMBERED KEY CANVASS

RUN DATE:05/15/06 10:05 AM

VIGO COUNTY,INDIANA
PRIMARY ELECTION
MAY 2,2006
REPUBLICAN

OFFICIAL RESULTS

REPORT-EL52

PAGE 0013

WITH 6 OF 6 PRECINCTS REPORTING

STATE REPRESENTATIVE DIST 45
Vote For Not More than 1
01 = BRUCE ALAN BORDERS
02 = OVER VOTES

VOTES PERCENT

VOTES PERCENT

179 100.00
0

03 = UNDER VOTES

26

01 02 03

0078 PRAIRIE CREEK A	65	0	18
0079 PRAIRIETON A	59	0	5
0083 SUGAR CREEK B	6	0	0
0084 SUGAR CREEK C	15	0	2
0085 SUGAR CREEK D	27	0	0
0087 SUGAR CREEK F	7	0	1

NUMBERED KEY CANVASS

RUN DATE:05/15/06 10:05 AM

VIGO COUNTY, INDIANA
PRIMARY ELECTION
MAY 2, 2006
REPUBLICAN

OFFICIAL RESULTS

REPORT-EL52 PAGE 0014

WITH 26 OF 26 PRECINCTS REPORTING

STATE REPRESENTATIVE DIST 46
Vote For Not More than 1
01 = REID DALLAS
02 = OVER VOTES

VOTES PERCENT

VOTES PERCENT

663 100.00
0

03 = UNDER VOTES

207

	01	02	03
0001 FIRST A	11	0	2
0002 FIRST B	36	0	15
0003 FIRST C	14	0	4
0005 SECOND A	26	0	4
0007 SECOND C	6	0	1
0008 SECOND D	22	0	3
0009 SECOND E	21	0	4
0010 SECOND F	9	0	3
0017 THIRD G	3	0	2
0018 THIRD H	14	0	4
0045 NINTH A	67	0	24
0046 NINTH B	1	0	1
0047 NINTH C	0	0	0
0054 HONEY CREEK A	30	0	8
0055 HONEY CREEK B	29	0	5
0056 HONEY CREEK C	27	0	6
0057 HONEY CREEK D	24	0	8
0058 HONEY CREEK E	35	0	17
0059 HONEY CREEK F	26	0	9
0060 HONEY CREEK G	41	0	14
0061 HONEY CREEK H	34	0	16
0062 HONEY CREEK I	22	0	9
0063 LINTON A	35	0	10
0077 PIERSON A	43	0	15
0080 RILEY A	48	0	11
0081 RILEY B	39	0	12

NUMBERED KEY CANVASS

RUN DATE:05/15/06 10:05 AM

VIGO COUNTY,INDIANA
PRIMARY ELECTION
MAY 2,2006
REPUBLICAN

OFFICIAL RESULTS

REPORT-EL52

PAGE 0015

WITH 87 OF 87 PRECINCTS REPORTING

SUPERIOR COURT JUDGE NO. 6
Vote For Not More than 1
01 = JAMES R. (JIM) WALKER
02 = OVER VOTES

VOTES PERCENT

VOTES PERCENT

2,062 100.00
0

03 = UNDER VOTES

559

	01	02	03
0001 FIRST A	12	0	1
0002 FIRST B	37	0	14
0003 FIRST C	14	0	4
0004 FIRST D	9	0	4
0005 SECOND A	26	0	4
0006 SECOND B	3	0	2
0007 SECOND C	7	0	0
0008 SECOND D	23	0	2
0009 SECOND E	23	0	2
0010 SECOND F	10	0	2
0011 THIRD A	25	0	6
0012 THIRD B	10	0	12
0013 THIRD C	18	0	2
0014 THIRD D	25	0	5
0015 THIRD E	35	0	5
0016 THIRD F	19	0	5
0017 THIRD G	5	0	0
0018 THIRD H	15	0	3
0019 FOURTH A	8	0	0
0020 FOURTH B	14	0	5
0021 FOURTH C	22	0	2
0022 FOURTH D	10	0	3
0023 FIFTH A	9	0	2
0024 FIFTH B	5	0	1
0025 FIFTH C	4	0	3
0026 FIFTH D	6	0	0
0027 FIFTH E	23	0	8
0028 SIXTH A	28	0	10
0029 SIXTH B	25	0	6
0030 SIXTH C	15	0	4
0031 SEVENTH A	16	0	1
0032 SEVENTH B	9	0	2
0033 SEVENTH C	11	0	2
0034 SEVENTH D	8	0	5
0035 SEVENTH E	8	0	1
0036 SEVENTH F	14	0	3
0037 SEVENTH G	12	0	4
0038 EIGHTH A	13	0	2
0039 EIGHTH B	19	0	0
0040 EIGHTH C	32	0	5
0041 EIGHTH D	24	0	8
0042 EIGHTH E	13	0	1
0043 EIGHTH F	33	0	12
0044 EIGHTH G	23	0	6
0045 NINTH A	77	0	14
0046 NINTH B	1	0	1
0047 NINTH C	0	0	0
0048 NINTH D	21	0	1
0049 NINTH E	8	0	2
0050 NINTH F	39	0	6
0051 NINTH G	47	0	11
0052 FAYETTE A	35	0	10
0053 FAYETTE B	26	0	8
0054 HONEY CREEK A	31	0	7

NUMBERED KEY CANVASS

RUN DATE:05/15/06 10:05 AM

VIGO COUNTY,INDIANA
PRIMARY ELECTION
MAY 2,2006
REPUBLICAN

OFFICIAL RESULTS

REPORT-EL52 PAGE 0016

WITH 87 OF 87 PRECINCTS REPORTING

SUPERIOR COURT JUDGE NO. 6
Vote For Not More than 1
01 = JAMES R. (JIM) WALKER
02 = OVER VOTES

VOTES PERCENT
2,062 100.00
0

VOTES PERCENT
559

03 = UNDER VOTES

(CONTINUED FROM PREVIOUS PAGE)

	01	02	03
0055 HONEY CREEK B	27	0	7
0056 HONEY CREEK C	29	0	4
0057 HONEY CREEK D	26	0	6
0058 HONEY CREEK E	34	0	18
0059 HONEY CREEK F	30	0	5
0060 HONEY CREEK G	42	0	13
0061 HONEY CREEK H	35	0	15
0062 HONEY CREEK I	29	0	2
0063 LINTON A	31	0	14
0064 LOST CREEK A	68	0	16
0065 LOST CREEK B	59	0	35
0066 LOST CREEK C	46	0	21
0067 LOST CREEK D	66	0	28
0068 NEVINS A	26	0	5
0069 NEVINS B	24	0	9
0070 OTTER CREEK A	28	0	9
0071 OTTER CREEK B	19	0	5
0072 OTTER CREEK C	10	0	3
0073 OTTER CREEK D	38	0	8
0074 OTTER CREEK E	19	0	7
0075 OTTER CREEK F	13	0	7
0076 OTTER CREEK G	20	0	3
0077 PIERSON A	47	0	11
0078 PRAIRIE CREEK A	60	0	23
0079 PRAIRIETON A	47	0	17
0080 RILEY A	53	0	6
0081 RILEY B	37	0	14
0082 SUGAR CREEK A	23	0	9
0083 SUGAR CREEK B	5	0	1
0084 SUGAR CREEK C	13	0	4
0085 SUGAR CREEK D	25	0	2
0086 SUGAR CREEK E	21	0	2
0087 SUGAR CREEK F	7	0	1

NUMBERED KEY CANVASS

VIGO COUNTY, INDIANA
PRIMARY ELECTION
MAY 2, 2006
REPUBLICAN

OFFICIAL RESULTS

RUN DATE: 05/15/06 10:05 AM

REPORT-EL52 PAGE 0017

WITH 87 OF 87 PRECINCTS REPORTING

VOTES PERCENT

VOTES PERCENT

PROSECUTING ATTORNEY

Vote For Not More than 1

01 = TERRY R. MODESITT

02 = OVER VOTES

2,287 100.00
0

03 = UNDER VOTES

334

01 02 03

0001 FIRST A	12	0	1
0002 FIRST B	44	0	7
0003 FIRST C	16	0	2
0004 FIRST D	11	0	2
0005 SECOND A	28	0	2
0006 SECOND B	3	0	2
0007 SECOND C	6	0	1
0008 SECOND D	23	0	2
0009 SECOND E	24	0	1
0010 SECOND F	11	0	1
0011 THIRD A	28	0	3
0012 THIRD B	14	0	8
0013 THIRD C	15	0	5
0014 THIRD D	24	0	6
0015 THIRD E	35	0	5
0016 THIRD F	20	0	4
0017 THIRD G	5	0	0
0018 THIRD H	17	0	1
0019 FOURTH A	6	0	2
0020 FOURTH B	17	0	2
0021 FOURTH C	23	0	1
0022 FOURTH D	10	0	3
0023 FIFTH A	11	0	0
0024 FIFTH B	5	0	1
0025 FIFTH C	4	0	3
0026 FIFTH D	6	0	0
0027 FIFTH E	29	0	2
0028 SIXTH A	29	0	9
0029 SIXTH B	28	0	3
0030 SIXTH C	18	0	1
0031 SEVENTH A	16	0	1
0032 SEVENTH B	11	0	0
0033 SEVENTH C	12	0	1
0034 SEVENTH D	12	0	1
0035 SEVENTH E	6	0	3
0036 SEVENTH F	16	0	1
0037 SEVENTH G	13	0	3
0038 EIGHTH A	12	0	3
0039 EIGHTH B	17	0	2
0040 EIGHTH C	35	0	2
0041 EIGHTH D	27	0	5
0042 EIGHTH E	13	0	1
0043 EIGHTH F	41	0	4
0044 EIGHTH G	27	0	2
0045 NINTH A	80	0	11
0046 NINTH B	2	0	0
0047 NINTH C	0	0	0
0048 NINTH D	21	0	1
0049 NINTH E	8	0	2
0050 NINTH F	42	0	3
0051 NINTH G	51	0	7
0052 FAYETTE A	39	0	6
0053 FAYETTE B	31	0	3
0054 HONEY CREEK A	31	0	7

WITH 87 OF 87 PRECINCTS REPORTING

PROSECUTING ATTORNEY

VOTES PERCENT

VOTES PERCENT

Vote For Not More than 1

01 = TERRY R. MODESITT

2,287 100.00

02 = OVER VOTES

0

03 = UNDER VOTES

334

(CONTINUED FROM PREVIOUS PAGE)

01 02 03

	01	02	03
0055 HONEY CREEK B	32	0	2
0056 HONEY CREEK C	28	0	5
0057 HONEY CREEK D	30	0	2
0058 HONEY CREEK E	46	0	6
0059 HONEY CREEK F	30	0	5
0060 HONEY CREEK G	49	0	6
0061 HONEY CREEK H	45	0	5
0062 HONEY CREEK I	28	0	3
0063 LINTON A	37	0	8
0064 LOST CREEK A	75	0	9
0065 LOST CREEK B	74	0	20
0066 LOST CREEK C	55	0	12
0067 LOST CREEK D	78	0	16
0068 NEVINS A	30	0	1
0069 NEVINS B	28	0	5
0070 OTTER CREEK A	32	0	5
0071 OTTER CREEK B	22	0	2
0072 OTTER CREEK C	11	0	2
0073 OTTER CREEK D	42	0	4
0074 OTTER CREEK E	20	0	6
0075 OTTER CREEK F	16	0	4
0076 OTTER CREEK G	21	0	2
0077 PIERSON A	54	0	4
0078 PRAIRIE CREEK A	66	0	17
0079 PRAIRIETON A	54	0	10
0080 RILEY A	56	0	3
0081 RILEY B	44	0	7
0082 SUGAR CREEK A	29	0	3
0083 SUGAR CREEK B	4	0	2
0084 SUGAR CREEK C	15	0	2
0085 SUGAR CREEK D	23	0	4
0086 SUGAR CREEK E	21	0	2
0087 SUGAR CREEK F	7	0	1

WITH 87 OF 87 PRECINCTS REPORTING

COUNTY SHERIFF

Vote For Not More than 1

01 = NO CANDIDATE FILED

02 = OVER VOTES

VOTES PERCENT

VOTES PERCENT

0
0

03 = UNDER VOTES

2,621

01 02 03

0001 FIRST A	0	0	13
0002 FIRST B	0	0	51
0003 FIRST C	0	0	18
0004 FIRST D	0	0	13
0005 SECOND A	0	0	30
0006 SECOND B	0	0	5
0007 SECOND C	0	0	7
0008 SECOND D	0	0	25
0009 SECOND E	0	0	25
0010 SECOND F	0	0	12
0011 THIRD A	0	0	31
0012 THIRD B	0	0	22
0013 THIRD C	0	0	20
0014 THIRD D	0	0	30
0015 THIRD E	0	0	40
0016 THIRD F	0	0	24
0017 THIRD G	0	0	5
0018 THIRD H	0	0	18
0019 FOURTH A	0	0	8
0020 FOURTH B	0	0	19
0021 FOURTH C	0	0	24
0022 FOURTH D	0	0	13
0023 FIFTH A	0	0	11
0024 FIFTH B	0	0	6
0025 FIFTH C	0	0	7
0026 FIFTH D	0	0	6
0027 FIFTH E	0	0	31
0028 SIXTH A	0	0	38
0029 SIXTH B	0	0	31
0030 SIXTH C	0	0	19
0031 SEVENTH A	0	0	17
0032 SEVENTH B	0	0	11
0033 SEVENTH C	0	0	13
0034 SEVENTH D	0	0	13
0035 SEVENTH E	0	0	9
0036 SEVENTH F	0	0	17
0037 SEVENTH G	0	0	16
0038 EIGHTH A	0	0	15
0039 EIGHTH B	0	0	19
0040 EIGHTH C	0	0	37
0041 EIGHTH D	0	0	32
0042 EIGHTH E	0	0	14
0043 EIGHTH F	0	0	45
0044 EIGHTH G	0	0	29
0045 NINTH A	0	0	91
0046 NINTH B	0	0	2
0047 NINTH C	0	0	0
0048 NINTH D	0	0	22
0049 NINTH E	0	0	10
0050 NINTH F	0	0	45
0051 NINTH G	0	0	58
0052 FAYETTE A	0	0	45
0053 FAYETTE B	0	0	34
0054 HONEY CREEK A	0	0	38

WITH 87 OF 87 PRECINCTS REPORTING

COUNTY SHERIFF

VOTES PERCENT

VOTES PERCENT

Vote For Not More than 1

01 = NO CANDIDATE FILED

02 = OVER VOTES

0
 0

03 = UNDER VOTES

2,621

(CONTINUED FROM PREVIOUS PAGE)

	01	02	03
0055 HONEY CREEK B	0	0	34
0056 HONEY CREEK C	0	0	33
0057 HONEY CREEK D	0	0	32
0058 HONEY CREEK E	0	0	52
0059 HONEY CREEK F	0	0	35
0060 HONEY CREEK G	0	0	55
0061 HONEY CREEK H	0	0	50
0062 HONEY CREEK I	0	0	31
0063 LINTON A	0	0	45
0064 LOST CREEK A	0	0	84
0065 LOST CREEK B	0	0	94
0066 LOST CREEK C	0	0	67
0067 LOST CREEK D	0	0	94
0068 NEVINS A	0	0	31
0069 NEVINS B	0	0	33
0070 OTTER CREEK A	0	0	37
0071 OTTER CREEK B	0	0	24
0072 OTTER CREEK C	0	0	13
0073 OTTER CREEK D	0	0	46
0074 OTTER CREEK E	0	0	26
0075 OTTER CREEK F	0	0	20
0076 OTTER CREEK G	0	0	23
0077 PIERSON A	0	0	58
0078 PRAIRIE CREEK A	0	0	83
0079 PRAIRIETON A	0	0	64
0080 RILEY A	0	0	59
0081 RILEY B	0	0	51
0082 SUGAR CREEK A	0	0	32
0083 SUGAR CREEK B	0	0	6
0084 SUGAR CREEK C	0	0	17
0085 SUGAR CREEK D	0	0	27
0086 SUGAR CREEK E	0	0	23
0087 SUGAR CREEK F	0	0	8

WITH 87 OF 87 PRECINCTS REPORTING

COUNTY SURVEYOR

VOTES PERCENT

VOTES PERCENT

Vote For Not More than 1

01 = WILLIAM R. MOULTON

02 = OVER VOTES

2,104 100.00
0

03 = UNDER VOTES

517

01 02 03

0001 FIRST A	13	0	0
0002 FIRST B	41	0	10
0003 FIRST C	17	0	1
0004 FIRST D	10	0	3
0005 SECOND A	26	0	4
0006 SECOND B	3	0	2
0007 SECOND C	6	0	1
0008 SECOND D	20	0	5
0009 SECOND E	20	0	5
0010 SECOND F	11	0	1
0011 THIRD A	28	0	3
0012 THIRD B	14	0	8
0013 THIRD C	12	0	8
0014 THIRD D	25	0	5
0015 THIRD E	35	0	5
0016 THIRD F	18	0	6
0017 THIRD G	5	0	0
0018 THIRD H	16	0	2
0019 FOURTH A	8	0	0
0020 FOURTH B	13	0	6
0021 FOURTH C	21	0	3
0022 FOURTH D	10	0	3
0023 FIFTH A	9	0	2
0024 FIFTH B	4	0	2
0025 FIFTH C	5	0	2
0026 FIFTH D	6	0	0
0027 FIFTH E	21	0	10
0028 SIXTH A	28	0	10
0029 SIXTH B	27	0	4
0030 SIXTH C	16	0	3
0031 SEVENTH A	14	0	3
0032 SEVENTH B	9	0	2
0033 SEVENTH C	10	0	3
0034 SEVENTH D	9	0	4
0035 SEVENTH E	9	0	0
0036 SEVENTH F	14	0	3
0037 SEVENTH G	11	0	5
0038 EIGHTH A	11	0	4
0039 EIGHTH B	17	0	2
0040 EIGHTH C	27	0	10
0041 EIGHTH D	21	0	11
0042 EIGHTH E	10	0	4
0043 EIGHTH F	34	0	11
0044 EIGHTH G	25	0	4
0045 NINTH A	73	0	18
0046 NINTH B	1	0	1
0047 NINTH C	0	0	0
0048 NINTH D	18	0	4
0049 NINTH E	7	0	3
0050 NINTH F	41	0	4
0051 NINTH G	46	0	12
0052 FAYETTE A	35	0	10
0053 FAYETTE B	30	0	4
0054 HONEY CREEK A	33	0	5

WITH 87 OF 87 PRECINCTS REPORTING

COUNTY SURVEYOR

Vote For Not More than 1

01 = WILLIAM R. MOULTON

02 = OVER VOTES

VOTES PERCENT

2,104 100.00
0

03 = UNDER VOTES

VOTES PERCENT

517

(CONTINUED FROM PREVIOUS PAGE)

	01	02	03
0055 HONEY CREEK B	29	0	5
0056 HONEY CREEK C	32	0	1
0057 HONEY CREEK D	28	0	4
0058 HONEY CREEK E	38	0	14
0059 HONEY CREEK F	32	0	3
0060 HONEY CREEK G	46	0	9
0061 HONEY CREEK H	40	0	10
0062 HONEY CREEK I	27	0	4
0063 LINTON A	36	0	9
0064 LOST CREEK A	66	0	18
0065 LOST CREEK B	61	0	33
0066 LOST CREEK C	48	0	19
0067 LOST CREEK D	65	0	29
0068 NEVINS A	28	0	3
0069 NEVINS B	27	0	6
0070 OTTER CREEK A	32	0	5
0071 OTTER CREEK B	18	0	6
0072 OTTER CREEK C	12	0	1
0073 OTTER CREEK D	37	0	9
0074 OTTER CREEK E	17	0	9
0075 OTTER CREEK F	16	0	4
0076 OTTER CREEK G	21	0	2
0077 PIERSON A	49	0	9
0078 PRAIRIE CREEK A	60	0	23
0079 PRAIRIETON A	54	0	10
0080 RILEY A	53	0	6
0081 RILEY B	42	0	9
0082 SUGAR CREEK A	25	0	7
0083 SUGAR CREEK B	4	0	2
0084 SUGAR CREEK C	14	0	3
0085 SUGAR CREEK D	26	0	1
0086 SUGAR CREEK E	22	0	1
0087 SUGAR CREEK F	6	0	2

WITH 87 OF 87 PRECINCTS REPORTING

COUNTY ASSESSOR

Vote For Not More than 1

01 = NO CANDIDATE FILED

02 = OVER VOTES

VOTES PERCENT

VOTES PERCENT

0
0

03 = UNDER VOTES

2,621

	01	02	03
0001 FIRST A	0	0	13
0002 FIRST B	0	0	51
0003 FIRST C	0	0	18
0004 FIRST D	0	0	13
0005 SECOND A	0	0	30
0006 SECOND B	0	0	5
0007 SECOND C	0	0	7
0008 SECOND D	0	0	25
0009 SECOND E	0	0	25
0010 SECOND F	0	0	12
0011 THIRD A	0	0	31
0012 THIRD B	0	0	22
0013 THIRD C	0	0	20
0014 THIRD D	0	0	30
0015 THIRD E	0	0	40
0016 THIRD F	0	0	24
0017 THIRD G	0	0	5
0018 THIRD H	0	0	18
0019 FOURTH A	0	0	8
0020 FOURTH B	0	0	19
0021 FOURTH C	0	0	24
0022 FOURTH D	0	0	13
0023 FIFTH A	0	0	11
0024 FIFTH B	0	0	6
0025 FIFTH C	0	0	7
0026 FIFTH D	0	0	6
0027 FIFTH E	0	0	31
0028 SIXTH A	0	0	38
0029 SIXTH B	0	0	31
0030 SIXTH C	0	0	19
0031 SEVENTH A	0	0	17
0032 SEVENTH B	0	0	11
0033 SEVENTH C	0	0	13
0034 SEVENTH D	0	0	13
0035 SEVENTH E	0	0	9
0036 SEVENTH F	0	0	17
0037 SEVENTH G	0	0	16
0038 EIGHTH A	0	0	15
0039 EIGHTH B	0	0	19
0040 EIGHTH C	0	0	37
0041 EIGHTH D	0	0	32
0042 EIGHTH E	0	0	14
0043 EIGHTH F	0	0	45
0044 EIGHTH G	0	0	29
0045 NINTH A	0	0	91
0046 NINTH B	0	0	2
0047 NINTH C	0	0	0
0048 NINTH D	0	0	22
0049 NINTH E	0	0	10
0050 NINTH F	0	0	45
0051 NINTH G	0	0	58
0052 FAYETTE A	0	0	45
0053 FAYETTE B	0	0	34
0054 HONEY CREEK A	0	0	38

WITH 87 OF 87 PRECINCTS REPORTING

COUNTY ASSESSOR

Vote For Not More than 1

01 = NO CANDIDATE FILED

02 = OVER VOTES

VOTES PERCENT

VOTES PERCENT

0

0

03 = UNDER VOTES

2.621

(CONTINUED FROM PREVIOUS PAGE)

	01	02	03
0055 HONEY CREEK B	0	0	34
0056 HONEY CREEK C	0	0	33
0057 HONEY CREEK D	0	0	32
0058 HONEY CREEK E	0	0	52
0059 HONEY CREEK F	0	0	35
0060 HONEY CREEK G	0	0	55
0061 HONEY CREEK H	0	0	50
0062 HONEY CREEK I	0	0	31
0063 LINTON A	0	0	45
0064 LOST CREEK A	0	0	84
0065 LOST CREEK B	0	0	94
0066 LOST CREEK C	0	0	67
0067 LOST CREEK D	0	0	94
0068 NEVINS A	0	0	31
0069 NEVINS B	0	0	33
0070 OTTER CREEK A	0	0	37
0071 OTTER CREEK B	0	0	24
0072 OTTER CREEK C	0	0	13
0073 OTTER CREEK D	0	0	46
0074 OTTER CREEK E	0	0	26
0075 OTTER CREEK F	0	0	20
0076 OTTER CREEK G	0	0	23
0077 PIERSON A	0	0	58
0078 PRAIRIE CREEK A	0	0	83
0079 PRAIRIETON A	0	0	64
0080 RILEY A	0	0	59
0081 RILEY B	0	0	51
0082 SUGAR CREEK A	0	0	32
0083 SUGAR CREEK B	0	0	6
0084 SUGAR CREEK C	0	0	17
0085 SUGAR CREEK D	0	0	27
0086 SUGAR CREEK E	0	0	23
0087 SUGAR CREEK F	0	0	8

NUMBERED KEY CANVASS

VIGO COUNTY, INDIANA
PRIMARY ELECTION
MAY 2, 2006
REPUBLICAN

OFFICIAL RESULTS

RUN DATE: 05/15/06 10:05 AM

REPORT-EL52 PAGE 0025

WITH 87 OF 87 PRECINCTS REPORTING

COUNTY COMMISSIONER DIST 1
Vote For Not More than 1
01 = GORDON PLEUS
02 = OVER VOTES

VOTES PERCENT

VOTES PERCENT

2,012 100.00
0

03 = UNDER VOTES

609

	01	02	03
0001 FIRST A	12	0	1
0002 FIRST B	38	0	13
0003 FIRST C	15	0	3
0004 FIRST D	10	0	3
0005 SECOND A	26	0	4
0006 SECOND B	4	0	1
0007 SECOND C	6	0	1
0008 SECOND D	19	0	6
0009 SECOND E	20	0	5
0010 SECOND F	9	0	3
0011 THIRD A	25	0	6
0012 THIRD B	13	0	9
0013 THIRD C	13	0	7
0014 THIRD D	23	0	7
0015 THIRD E	36	0	4
0016 THIRD F	18	0	6
0017 THIRD G	5	0	0
0018 THIRD H	15	0	3
0019 FOURTH A	8	0	0
0020 FOURTH B	13	0	6
0021 FOURTH C	22	0	2
0022 FOURTH D	8	0	5
0023 FIFTH A	9	0	2
0024 FIFTH B	4	0	2
0025 FIFTH C	4	0	3
0026 FIFTH D	5	0	1
0027 FIFTH E	21	0	10
0028 SIXTH A	29	0	9
0029 SIXTH B	26	0	5
0030 SIXTH C	14	0	5
0031 SEVENTH A	15	0	2
0032 SEVENTH B	9	0	2
0033 SEVENTH C	10	0	3
0034 SEVENTH D	8	0	5
0035 SEVENTH E	8	0	1
0036 SEVENTH F	16	0	1
0037 SEVENTH G	9	0	7
0038 EIGHTH A	11	0	4
0039 EIGHTH B	17	0	2
0040 EIGHTH C	25	0	12
0041 EIGHTH D	20	0	12
0042 EIGHTH E	11	0	3
0043 EIGHTH F	33	0	12
0044 EIGHTH G	22	0	7
0045 NINTH A	71	0	20
0046 NINTH B	1	0	1
0047 NINTH C	0	0	0
0048 NINTH D	18	0	4
0049 NINTH E	8	0	2
0050 NINTH F	37	0	8
0051 NINTH G	40	0	18
0052 FAYETTE A	33	0	12
0053 FAYETTE B	29	0	5
0054 HONEY CREEK A	28	0	10

NUMBERED KEY CANVASS

RUN DATE:05/15/06 10:05 AM

VIGO COUNTY,INDIANA
PRIMARY ELECTION
MAY 2,2006
REPUBLICAN

OFFICIAL RESULTS

REPORT-EL52

PAGE 0026

WITH 87 OF 87 PRECINCTS REPORTING

COUNTY COMMISSIONER DIST 1
Vote For Not More than 1
01 = GORDON PLEUS
02 = OVER VOTES

VOTES PERCENT
2,012 100.00
0

03 = UNDER VOTES

VOTES PERCENT
609

(CONTINUED FROM PREVIOUS PAGE)

	01	02	03
0055 HONEY CREEK B	27	0	7
0056 HONEY CREEK C	27	0	6
0057 HONEY CREEK D	26	0	6
0058 HONEY CREEK E	34	0	18
0059 HONEY CREEK F	31	0	4
0060 HONEY CREEK G	44	0	11
0061 HONEY CREEK H	39	0	11
0062 HONEY CREEK I	25	0	6
0063 LINTON A	37	0	8
0064 LOST CREEK A	67	0	17
0065 LOST CREEK B	62	0	32
0066 LOST CREEK C	42	0	25
0067 LOST CREEK D	59	0	35
0068 NEVINS A	26	0	5
0069 NEVINS B	26	0	7
0070 OTTER CREEK A	29	0	8
0071 OTTER CREEK B	19	0	5
0072 OTTER CREEK C	10	0	3
0073 OTTER CREEK D	40	0	6
0074 OTTER CREEK E	17	0	9
0075 OTTER CREEK F	14	0	6
0076 OTTER CREEK G	22	0	1
0077 PIERSON A	44	0	14
0078 PRAIRIE CREEK A	61	0	22
0079 PRAIRIETON A	52	0	12
0080 RILEY A	50	0	9
0081 RILEY B	36	0	15
0082 SUGAR CREEK A	27	0	5
0083 SUGAR CREEK B	3	0	3
0084 SUGAR CREEK C	13	0	4
0085 SUGAR CREEK D	25	0	2
0086 SUGAR CREEK E	22	0	1
0087 SUGAR CREEK F	7	0	1

NUMBERED KEY CANVASS

RUN DATE:05/15/06 10:05 AM

VIGO COUNTY,INDIANA
PRIMARY ELECTION
MAY 2,2006
REPUBLICAN

OFFICIAL RESULTS

REPORT-EL52

PAGE 0027

WITH 22 OF 22 PRECINCTS REPORTING

COUNTY COUNCIL DIST 1

VOTES PERCENT

VOTES PERCENT

Vote For Not More than 1

01 = SCOTT R. HARPOLE

02 = LARRY J. SMITH

274 41.20

391 58.80

03 = OVER VOTES

04 = UNDER VOTES

0

172

	01	02	03	04
0028 SIXTH A	11	20	0	7
0029 SIXTH B	19	9	0	3
0030 SIXTH C	6	11	0	2
0034 SEVENTH D	6	5	0	2
0035 SEVENTH E	3	4	0	2
0048 NINTH D	8	10	0	4
0049 NINTH E	3	4	0	3
0050 NINTH F	14	21	0	10
0051 NINTH G	10	29	0	19
0064 LOST CREEK A	24	42	0	18
0065 LOST CREEK B	34	35	0	25
0066 LOST CREEK C	17	32	0	18
0067 LOST CREEK D	27	40	0	27
0068 NEVINS A	13	15	0	3
0069 NEVINS B	14	13	0	6
0070 OTTER CREEK A	11	23	0	3
0071 OTTER CREEK B	8	14	0	2
0072 OTTER CREEK C	5	6	0	2
0073 OTTER CREEK D	17	23	0	6
0074 OTTER CREEK E	9	13	0	4
0075 OTTER CREEK F	6	11	0	3
0076 OTTER CREEK G	9	11	0	3

NUMBERED KEY CANVASS

VIGO COUNTY, INDIANA
PRIMARY ELECTION
MAY 2, 2006
REPUBLICAN

OFFICIAL RESULTS

RUN DATE: 05/15/06 10:05 AM

REPORT-EL52 PAGE 0028

WITH 18 OF 18 PRECINCTS REPORTING

COUNTY COUNCIL DIST 2

Vote For Not More than 1

01 = JOHN WAYNE CUNNINGHAM

02 = OVER VOTES

VOTES PERCENT

VOTES PERCENT

299 100.00
0

03 = UNDER VOTES

75

01 02 03

0001 FIRST A	12	0	1
0002 FIRST B	37	0	14
0003 FIRST C	15	0	3
0004 FIRST D	10	0	3
0007 SECOND C	6	0	1
0009 SECOND E	19	0	6
0023 FIFTH A	8	0	3
0024 FIFTH B	4	0	2
0025 FIFTH C	6	0	1
0027 FIFTH E	21	0	10
0052 FAYETTE A	35	0	10
0053 FAYETTE B	29	0	5
0082 SUGAR CREEK A	26	0	6
0083 SUGAR CREEK B	4	0	2
0084 SUGAR CREEK C	11	0	6
0085 SUGAR CREEK D	26	0	1
0086 SUGAR CREEK E	23	0	0
0087 SUGAR CREEK F	7	0	1

NUMBERED KEY CANVASS

RUN DATE:05/15/06 10:05 AM

VIGO COUNTY,INDIANA
PRIMARY ELECTION
MAY 2,2006
REPUBLICAN

OFFICIAL RESULTS

REPORT-EL52

PAGE 0029

WITH 24 OF 24 PRECINCTS REPORTING

COUNTY COUNCIL DIST 3

VOTES PERCENT

VOTES PERCENT

Vote For Not More than 1

01 = JEFFREY HARPOLE

02 = OVER VOTES

359 100.00

0

03 = UNDER VOTES

92

	01	02	03
0006 SECOND B	4	0	1
0010 SECOND F	10	0	2
0011 THIRD A	26	0	5
0012 THIRD B	13	0	9
0013 THIRD C	12	0	8
0014 THIRD D	26	0	4
0015 THIRD E	34	0	6
0016 THIRD F	17	0	7
0017 THIRD G	5	0	0
0018 THIRD H	16	0	2
0019 FOURTH A	8	0	0
0020 FOURTH B	12	0	7
0021 FOURTH C	23	0	1
0022 FOURTH D	8	0	5
0026 FIFTH D	6	0	0
0031 SEVENTH A	14	0	3
0032 SEVENTH B	10	0	1
0033 SEVENTH C	10	0	3
0036 SEVENTH F	15	0	2
0037 SEVENTH G	11	0	5
0038 EIGHTH A	11	0	4
0039 EIGHTH B	17	0	2
0040 EIGHTH C	27	0	10
0044 EIGHTH G	24	0	5

WITH 23 OF 23 PRECINCTS REPORTING

COUNTY COUNCIL DIST 4

Vote For Not More than 1

01 = BRAD ANDERSON

02 = OVER VOTES

VOTES PERCENT

VOTES PERCENT

843 100.00
0

03 = UNDER VOTES

116

01 02 03

0005 SECOND A	27	0	3
0008 SECOND D	22	0	3
0041 EIGHTH D	27	0	5
0042 EIGHTH E	13	0	1
0043 EIGHTH F	36	0	9
0045 NINTH A	79	0	12
0046 NINTH B	2	0	0
0047 NINTH C	0	0	0
0054 HONEY CREEK A	34	0	4
0055 HONEY CREEK B	31	0	3
0056 HONEY CREEK C	31	0	2
0057 HONEY CREEK D	30	0	2
0058 HONEY CREEK E	48	0	4
0059 HONEY CREEK F	32	0	3
0060 HONEY CREEK G	48	0	7
0061 HONEY CREEK H	42	0	8
0062 HONEY CREEK I	29	0	2
0063 LINTON A	39	0	6
0077 PIERSON A	50	0	8
0078 PRAIRIE CREEK A	66	0	17
0079 PRAIRIETON A	59	0	5
0080 RILEY A	54	0	5
0081 RILEY B	44	0	7

NUMBERED KEY CANVASS

RUN DATE:05/15/06 10:05 AM

VIGO COUNTY, INDIANA
PRIMARY ELECTION
MAY 2, 2006
REPUBLICAN

OFFICIAL RESULTS

REPORT-EL52

PAGE 0031

WITH 2 OF 2 PRECINCTS REPORTING

FAYETTE TOWNSHIP TRUSTEE

VOTES PERCENT

VOTES PERCENT

Vote For Not More than 1

01 = NO CANDIDATE FILED

02 = OVER VOTES

0

0

03 = UNDER VOTES

79

01	02	03

0052 FAYETTE A

0 0 45

0053 FAYETTE B

0 0 34

NUMBERED KEY CANVASS

RUN DATE:05/15/06 10:05 AM

VIGO COUNTY,INDIANA
PRIMARY ELECTION
MAY 2,2006
REPUBLICAN

OFFICIAL RESULTS

REPORT-EL52

PAGE 0032

WITH 2 OF 2 PRECINCTS REPORTING

FAYETTE TOWNSHIP BOARD MEMBERS

VOTES PERCENT

VOTES PERCENT

Vote For Not More than 3

01 = NO CANDIDATE FILED

02 = OVER VOTES

0

0

03 = UNDER VOTES

237

01 02 03

0 0 135
0 0 102

0052 FAYETTE A

0053 FAYETTE B

WITH 44 OF 44 PRECINCTS REPORTING

HARRISON TOWNSHIP ASSESSOR
Vote For Not More than 1
01 = NO CANDIDATE FILED
02 = OVER VOTES

VOTES PERCENT

VOTES PERCENT

0
0

03 = UNDER VOTES

889

01 02 03

0001 FIRST A	0	0	13
0002 FIRST B	0	0	51
0003 FIRST C	0	0	18
0004 FIRST D	0	0	13
0005 SECOND A	0	0	30
0006 SECOND B	0	0	5
0007 SECOND C	0	0	7
0008 SECOND D	0	0	25
0009 SECOND E	0	0	25
0010 SECOND F	0	0	12
0011 THIRD A	0	0	31
0012 THIRD B	0	0	22
0013 THIRD C	0	0	20
0014 THIRD D	0	0	30
0015 THIRD E	0	0	40
0016 THIRD F	0	0	24
0017 THIRD G	0	0	5
0018 THIRD H	0	0	18
0019 FOURTH A	0	0	8
0020 FOURTH B	0	0	19
0021 FOURTH C	0	0	24
0022 FOURTH D	0	0	13
0023 FIFTH A	0	0	11
0024 FIFTH B	0	0	6
0025 FIFTH C	0	0	7
0026 FIFTH D	0	0	6
0027 FIFTH E	0	0	31
0028 SIXTH A	0	0	38
0029 SIXTH B	0	0	31
0030 SIXTH C	0	0	19
0031 SEVENTH A	0	0	17
0032 SEVENTH B	0	0	11
0033 SEVENTH C	0	0	13
0034 SEVENTH D	0	0	13
0035 SEVENTH E	0	0	9
0036 SEVENTH F	0	0	17
0037 SEVENTH G	0	0	16
0038 EIGHTH A	0	0	15
0039 EIGHTH B	0	0	19
0040 EIGHTH C	0	0	37
0041 EIGHTH D	0	0	32
0042 EIGHTH E	0	0	14
0043 EIGHTH F	0	0	45
0044 EIGHTH G	0	0	29

WITH 44 OF 44 PRECINCTS REPORTING

HARRISON TOWNSHIP TRUSTEE
Vote For Not More than 1
01 = NO CANDIDATE FILED
02 = OVER VOTES

VOTES PERCENT

VOTES PERCENT

0
0

03 = UNDER VOTES

889

	01	02	03
0001 FIRST A	0	0	13
0002 FIRST B	0	0	51
0003 FIRST C	0	0	18
0004 FIRST D	0	0	13
0005 SECOND A	0	0	30
0006 SECOND B	0	0	5
0007 SECOND C	0	0	7
0008 SECOND D	0	0	25
0009 SECOND E	0	0	25
0010 SECOND F	0	0	12
0011 THIRD A	0	0	31
0012 THIRD B	0	0	22
0013 THIRD C	0	0	20
0014 THIRD D	0	0	30
0015 THIRD E	0	0	40
0016 THIRD F	0	0	24
0017 THIRD G	0	0	5
0018 THIRD H	0	0	18
0019 FOURTH A	0	0	8
0020 FOURTH B	0	0	19
0021 FOURTH C	0	0	24
0022 FOURTH D	0	0	13
0023 FIFTH A	0	0	11
0024 FIFTH B	0	0	6
0025 FIFTH C	0	0	7
0026 FIFTH D	0	0	6
0027 FIFTH E	0	0	31
0028 SIXTH A	0	0	38
0029 SIXTH B	0	0	31
0030 SIXTH C	0	0	19
0031 SEVENTH A	0	0	17
0032 SEVENTH B	0	0	11
0033 SEVENTH C	0	0	13
0034 SEVENTH D	0	0	13
0035 SEVENTH E	0	0	9
0036 SEVENTH F	0	0	17
0037 SEVENTH G	0	0	16
0038 EIGHTH A	0	0	15
0039 EIGHTH B	0	0	19
0040 EIGHTH C	0	0	37
0041 EIGHTH D	0	0	32
0042 EIGHTH E	0	0	14
0043 EIGHTH F	0	0	45
0044 EIGHTH G	0	0	29

WITH 44 OF 44 PRECINCTS REPORTING

HARRISON TOWNSHIP BOARD MEMBERS

Vote For Not More than 3

01 = NO CANDIDATE FILED

02 = OVER VOTES

VOTES PERCENT

VOTES PERCENT

0
0

03 = UNDER VOTES

2,667

01 02 03

0001 FIRST A	0	0	39
0002 FIRST B	0	0	153
0003 FIRST C	0	0	54
0004 FIRST D	0	0	39
0005 SECOND A	0	0	90
0006 SECOND B	0	0	15
0007 SECOND C	0	0	21
0008 SECOND D	0	0	75
0009 SECOND E	0	0	75
0010 SECOND F	0	0	36
0011 THIRD A	0	0	93
0012 THIRD B	0	0	66
0013 THIRD C	0	0	60
0014 THIRD D	0	0	90
0015 THIRD E	0	0	120
0016 THIRD F	0	0	72
0017 THIRD G	0	0	15
0018 THIRD H	0	0	54
0019 FOURTH A	0	0	24
0020 FOURTH B	0	0	57
0021 FOURTH C	0	0	72
0022 FOURTH D	0	0	39
0023 FIFTH A	0	0	33
0024 FIFTH B	0	0	18
0025 FIFTH C	0	0	21
0026 FIFTH D	0	0	18
0027 FIFTH E	0	0	93
0028 SIXTH A	0	0	114
0029 SIXTH B	0	0	93
0030 SIXTH C	0	0	57
0031 SEVENTH A	0	0	51
0032 SEVENTH B	0	0	33
0033 SEVENTH C	0	0	39
0034 SEVENTH D	0	0	39
0035 SEVENTH E	0	0	27
0036 SEVENTH F	0	0	51
0037 SEVENTH G	0	0	48
0038 EIGHTH A	0	0	45
0039 EIGHTH B	0	0	57
0040 EIGHTH C	0	0	111
0041 EIGHTH D	0	0	96
0042 EIGHTH E	0	0	42
0043 EIGHTH F	0	0	135
0044 EIGHTH G	0	0	87

NUMBERED KEY CANVASS

RUN DATE:05/15/06 10:05 AM

VIGO COUNTY, INDIANA
PRIMARY ELECTION
MAY 2, 2006
REPUBLICAN

OFFICIAL RESULTS

REPORT-EL52

PAGE 0036

WITH 11 OF 11 PRECINCTS REPORTING

HONEY CREEK TOWNSHIP ASSESSOR

VOTES PERCENT

VOTES PERCENT

Vote For Not More than 1

01 = KARA G. ANDERSON

02 = OVER VOTES

393 100.00

0

03 = UNDER VOTES

60

01 02 03

0045 NINTH A	78	0	13
0046 NINTH B	1	0	1
0054 HONEY CREEK A	35	0	3
0055 HONEY CREEK B	30	0	4
0056 HONEY CREEK C	30	0	3
0057 HONEY CREEK D	25	0	7
0058 HONEY CREEK E	45	0	7
0059 HONEY CREEK F	30	0	5
0060 HONEY CREEK G	48	0	7
0061 HONEY CREEK H	42	0	8
0062 HONEY CREEK I	29	0	2



NUMBERED KEY CANVASS

RUN DATE:05/15/06 10:05 AM

VIGO COUNTY, INDIANA
PRIMARY ELECTION
MAY 2, 2006
REPUBLICAN

OFFICIAL RESULTS

REPORT-EL52

PAGE 0037

WITH 11 OF 11 PRECINCTS REPORTING

HONEY CREEK TOWNSHIP TRUSTEE
Vote For Not More than 1
01 = CHARLES R. BECKWITH
02 = OVER VOTES

VOTES PERCENT

VOTES PERCENT

381 100.00
0

03 = UNDER VOTES

72

	01	02	03
0045 NINTH A	77	0	14
0046 NINTH B	1	0	1
0054 HONEY CREEK A	31	0	7
0055 HONEY CREEK B	29	0	5
0056 HONEY CREEK C	31	0	2
0057 HONEY CREEK D	27	0	5
0058 HONEY CREEK E	37	0	15
0059 HONEY CREEK F	32	0	3
0060 HONEY CREEK G	49	0	6
0061 HONEY CREEK H	41	0	9
0062 HONEY CREEK I	26	0	5

NUMBERED KEY CANVASS

RUN DATE:05/15/06 10:05 AM

VIGO COUNTY, INDIANA
PRIMARY ELECTION
MAY 2, 2006
REPUBLICAN

OFFICIAL RESULTS

REPORT-EL52

PAGE 0038

WITH 11 OF 11 PRECINCTS REPORTING

HONEY CREEK TOWNSHIP BOARD MEMBERS

Vote For Not More than 3

- 01 = JONATHAN (JON) FORD
- 02 = JOSEPH E. KENWORTHY, II
- 03 = STEVEN K. SCHROEDER

VOTES PERCENT

VOTES PERCENT

310 31.96

331 34.12

329 33.92

04 = OVER VOTES

05 = UNDER VOTES

0

389

	01	02	03	04	05
0045 NINTH A ✓	61	61	65	0	86
0046 NINTH B	0	1	0	0	5
0054 HONEY CREEK A	23	28	27	0	36
0055 HONEY CREEK B	26	24	28	0	24
0056 HONEY CREEK C	21	26	21	0	31
0057 HONEY CREEK D	24	24	25	0	23
0058 HONEY CREEK E	32	30	34	0	60
0059 HONEY CREEK F	26	29	28	0	22
0060 HONEY CREEK G	39	43	39	0	44
0061 HONEY CREEK H	36	43	37	0	34
0062 HONEY CREEK I	22	22	25	0	24

NUMBERED KEY CANVASS

RUN DATE:05/15/06 10:05 AM

VIGO COUNTY,INDIANA
PRIMARY ELECTION
MAY 2,2006
REPUBLICAN

OFFICIAL RESULTS

REPORT-EL52

PAGE 0039

WITH 1 OF 1 PRECINCTS REPORTING

LINTON TOWNSHIP TRUSTEE
Vote For Not More than 1
01 = NO CANDIDATE FILED
02 = OVER VOTES

VOTES PERCENT

VOTES PERCENT

0
0

03 = UNDER VOTES

45

01	02	03

0	0	45

0063 LINTON A

NUMBERED KEY CANVASS

RUN DATE:05/15/06 10:05 AM

VIGO COUNTY, INDIANA
PRIMARY ELECTION
MAY 2, 2006
REPUBLICAN

OFFICIAL RESULTS

REPORT-EL52

PAGE 0040

WITH 1 OF 1 PRECINCTS REPORTING

LINTON TOWNSHIP BOARD MEMBERS

Vote For Not More than 3

01 = JEFF GORMONG

02 = DEBRA (DEBBY) HASKELL

VOTES PERCENT

35 53.85

30 46.15

03 = OVER VOTES

04 = UNDER VOTES

VOTES PERCENT

0

70

01	02	03	04

35	30	0	70

0063 LINTON A

NUMBERED KEY CANVASS

RUN DATE:05/15/06 10:05 AM

VIGO COUNTY, INDIANA
PRIMARY ELECTION
MAY 2, 2006
REPUBLICAN

OFFICIAL RESULTS

REPORT-EL52

PAGE 0041

WITH 8 OF 8 PRECINCTS REPORTING

LOST CREEK TOWNSHIP ASSESSOR

VOTES PERCENT

VOTES PERCENT

Vote For Not More than 1

01 = BRIAN J. BOMAR

349 100.00

02 = OVER VOTES

0

03 = UNDER VOTES

125

	01	02	03
0048 NINTH D	18	0	4
0049 NINTH E	7	0	3
0050 NINTH F	40	0	5
0051 NINTH G	44	0	14
0064 LOST CREEK A	66	0	18
0065 LOST CREEK B	64	0	30
0066 LOST CREEK C	44	0	23
0067 LOST CREEK D	66	0	28

NUMBERED KEY CANVASS

RUN DATE:05/15/06 10:05 AM

VIGO COUNTY, INDIANA
PRIMARY ELECTION
MAY 2, 2006
REPUBLICAN

OFFICIAL RESULTS

REPORT-EL52 PAGE 0042

WITH 8 OF 8 PRECINCTS REPORTING

LOST CREEK TOWNSHIP TRUSTEE
Vote For Not More than 1
01 = BEN EVANS
02 = RICK D. LONG

VOTES PERCENT

VOTES PERCENT

150 32.75
308 67.25

03 = OVER VOTES
04 = UNDER VOTES

0
16

	01	02	03	04
0048 NINTH D	10	10	0	2
0049 NINTH E	0	9	0	1
0050 NINTH F	19	24	0	2
0051 NINTH G	23	32	0	3
0064 LOST CREEK A	35	44	0	5
0065 LOST CREEK B	13	80	0	1
0066 LOST CREEK C	21	44	0	2
0067 LOST CREEK D	29	65	0	0

NUMBERED KEY CANVASS

RUN DATE:05/15/06 10:05 AM

VIGO COUNTY,INDIANA
PRIMARY ELECTION
MAY 2,2006
REPUBLICAN

OFFICIAL RESULTS

REPORT-EL52

PAGE 0043

WITH 8 OF 8 PRECINCTS REPORTING

LOST CREEK TOWNSHIP BOARD MEMBERS

VOTES PERCENT

VOTES PERCENT

Vote For Not More than 3

01 = ROBERT (BOB) ALL	316	33.76
02 = DAVID J. MASON	316	33.76
03 = THOMAS EUGENE NICOSON	304	32.48

04 = OVER VOTES	0
05 = UNDER VOTES	486

01 02 03 04 05

0048 NINTH D	20	16	18	0	12
0049 NINTH E	4	7	4	0	15
0050 NINTH F	36	35	32	0	32
0051 NINTH G	45	30	34	0	65
0064 LOST CREEK A	62	63	60	0	67
0065 LOST CREEK B	55	58	54	0	115
0066 LOST CREEK C	38	44	44	0	75
0067 LOST CREEK D	56	63	58	0	105

NUMBERED KEY CANVASS

RUN DATE:05/15/06 10:05 AM

VIGO COUNTY,INDIANA
PRIMARY ELECTION
MAY 2,2006
REPUBLICAN

OFFICIAL RESULTS

REPORT-EL52 PAGE 0044

WITH 2 OF 2 PRECINCTS REPORTING

	VOTES	PERCENT		VOTES	PERCENT
NEVINS TOWNSHIP TRUSTEE					
Vote For Not More than 1					
01 = NO CANDIDATE FILED	0				
02 = OVER VOTES	0		03 = UNDER VOTES	64	

	01	02	03		

0068 NEVINS A	0	0	31		
0069 NEVINS B	0	0	33		

NUMBERED KEY CANVASS

RUN DATE:05/15/06 10:05 AM

VIGO COUNTY, INDIANA
PRIMARY ELECTION
MAY 2, 2006
REPUBLICAN

OFFICIAL RESULTS

REPORT-EL52

PAGE 0045

WITH 2 OF 2 PRECINCTS REPORTING

NEVINS TOWNSHIP BOARD MEMBERS

VOTES PERCENT

VOTES PERCENT

Vote For Not More than 3

01 = NO CANDIDATE FILED

02 = OVER VOTES

0

0

03 = UNDER VOTES

192

01 02 03

0068 NEVINS A

0 0 93

0069 NEVINS B

0 0 99

NUMBERED KEY CANVASS
RUN DATE:05/15/06 10:05 AM

VIGO COUNTY, INDIANA
PRIMARY ELECTION
MAY 2, 2006
REPUBLICAN

OFFICIAL RESULTS
REPORT-EL52 PAGE 0046

WITH 7 OF 7 PRECINCTS REPORTING

OTTER CREEK TOWNSHIP ASSESSOR
Vote For Not More than 1
01 = NO CANDIDATE FILED
02 = OVER VOTES

VOTES PERCENT

VOTES PERCENT

0
0

03 = UNDER VOTES

189

	01	02	03
0070 OTTER CREEK A	0	0	37
0071 OTTER CREEK B	0	0	24
0072 OTTER CREEK C	0	0	13
0073 OTTER CREEK D	0	0	46
0074 OTTER CREEK E	0	0	26
0075 OTTER CREEK F	0	0	20
0076 OTTER CREEK G	0	0	23

NUMBERED KEY CANVASS
RUN DATE:05/15/06 10:05 AM

VIGO COUNTY,INDIANA
PRIMARY ELECTION
MAY 2,2006
REPUBLICAN

OFFICIAL RESULTS
REPORT-EL52 PAGE 0047

OTTER CREEK TOWNSHIP TRUSTEE
Vote For Not More than 1
01 = NO CANDIDATE FILED
02 = OVER VOTES

VOTES PERCENT

WITH 7 OF 7 PRECINCTS REPORTING

VOTES PERCENT

0
0

03 = UNDER VOTES

189

01 02 03

0070 OTTER CREEK A	0	0	37
0071 OTTER CREEK B	0	0	24
0072 OTTER CREEK C	0	0	13
0073 OTTER CREEK D	0	0	46
0074 OTTER CREEK E	0	0	26
0075 OTTER CREEK F	0	0	20
0076 OTTER CREEK G	0	0	23

NUMBERED KEY CANVASS

RUN DATE:05/15/06 10:05 AM

VIGO COUNTY, INDIANA
PRIMARY ELECTION
MAY 2, 2006
REPUBLICAN

OFFICIAL RESULTS

REPORT-EL52 PAGE 0048

WITH 7 OF 7 PRECINCTS REPORTING

OTTER CREEK TOWNSHIP BOARD MEMBERS
Vote For Not More than 3
01 = JOHN A. (JACK) SHIPMAN, SR.
02 = OVER VOTES

VOTES PERCENT

VOTES PERCENT

158 100.00
0

03 = UNDER VOTES

409

01 02 03

0070 OTTER CREEK A	33	0	78
0071 OTTER CREEK B	22	0	50
0072 OTTER CREEK C	8	0	31
0073 OTTER CREEK D	41	0	97
0074 OTTER CREEK E	18	0	60
0075 OTTER CREEK F	16	0	44
0076 OTTER CREEK G	20	0	49

NUMBERED KEY CANVASS

RUN DATE:05/15/06 10:05 AM

VIGO COUNTY,INDIANA
PRIMARY ELECTION
MAY 2,2006
REPUBLICAN

OFFICIAL RESULTS

REPORT-EL52

PAGE 0049

WITH 1 OF 1 PRECINCTS REPORTING

PIERSON TOWNSHIP TRUSTEE
Vote For Not More than 1
01 = ROBIN J. BROWN
02 = OVER VOTES

VOTES PERCENT

VOTES PERCENT

48 100.00
0

03 = UNDER VOTES

10

01 02 03

48 0 10

0077 PIERSON A

NUMBERED KEY CANVASS

RUN DATE:05/15/06 10:05 AM

VIGO COUNTY, INDIANA
PRIMARY ELECTION
MAY 2, 2006
REPUBLICAN

OFFICIAL RESULTS

REPORT-EL52

PAGE 0050

WITH 1 OF 1 PRECINCTS REPORTING

PIERSON TOWNSHIP BOARD MEMBERS

VOTES PERCENT

VOTES PERCENT

Vote For Not More than 3

01 = DAVID W. BROWN

41 46.07

03 = OVER VOTES

0

02 = DUANE DEE DALTON

48 53.93

04 = UNDER VOTES

85

01 02 03 04

41 48 0 85

0077 PIERSON A

NUMBERED KEY CANVASS
RUN DATE:05/15/06 10:05 AM

VIGO COUNTY, INDIANA
PRIMARY ELECTION
MAY 2, 2006
REPUBLICAN

OFFICIAL RESULTS
REPORT-EL52 PAGE 0051

WITH 1 OF 1 PRECINCTS REPORTING

PRAIRIE CREEK TOWNSHIP TRUSTEE
Vote For Not More than 1
01 = TOBY LONG
02 = C. DOYLE PIETY

VOTES PERCENT

VOTES PERCENT

23 28.40
58 71.60

03 = OVER VOTES
04 = UNDER VOTES

0
2

01 02 03 04

23 58 0 2

0078 PRAIRIE CREEK A

NUMBERED KEY CANVASS

RUN DATE:05/15/06 10:05 AM

VIGO COUNTY, INDIANA
PRIMARY ELECTION
MAY 2, 2006
REPUBLICAN

OFFICIAL RESULTS

REPORT-EL52

PAGE 0052

WITH 1 OF 1 PRECINCTS REPORTING

PRAIRIE CREEK TOWNSHIP BOARD MEMBERS

VOTES PERCENT

VOTES PERCENT

Vote For Not More than 3

01 = BETH M. EVERSOLE

37 26.43

02 = ALLAN HODGES

65 46.43

03 = DEBRA J. SMITH

38 27.14

04 = OVER VOTES

0

05 = UNDER VOTES

109

01 02 03 04 05

0078 PRAIRIE CREEK A

37 65 38 0 109

NUMBERED KEY CANVASS
RUN DATE:05/15/06 10:05 AM

VIGO COUNTY, INDIANA
PRIMARY ELECTION
MAY 2, 2006
REPUBLICAN

OFFICIAL RESULTS
REPORT-EL52 PAGE 0053

WITH 1 OF 1 PRECINCTS REPORTING

PRAIRIETON TOWNSHIP TRUSTEE
Vote For Not More than 1
01 = DAVID F. PHELPS
02 = OVER VOTES

VOTES PERCENT
57 100.00
0


03 = UNDER VOTES

VOTES PERCENT
7

01 02 03

57 0 7

0079 PRAIRIETON A



NUMBERED KEY CANVASS
RUN DATE:05/15/06 10:05 AM

VIGO COUNTY, INDIANA
PRIMARY ELECTION
MAY 2, 2006
REPUBLICAN

OFFICIAL RESULTS
REPORT-EL52 PAGE 0054

PRAIRIETON TOWNSHIP BOARD MEMBERS

WITH 1 OF 1 PRECINCTS REPORTING

VOTES PERCENT

VOTES PERCENT

Vote For Not More than 3

01 = KIM A. MAXWELL
02 = DAN L. SHIELDS

49 52.13
45 47.87

03 = OVER VOTES
04 = UNDER VOTES

0
98

01 02 03 04

49 45 0 98

0079 PRAIRIETON A

NUMBERED KEY CANVASS
RUN DATE:05/15/06 10:05 AM

VIGO COUNTY, INDIANA
PRIMARY ELECTION
MAY 2, 2006
REPUBLICAN

OFFICIAL RESULTS
REPORT-EL52 PAGE 0055

WITH 3 OF 3 PRECINCTS REPORTING

RILEY TOWNSHIP TRUSTEE
Vote For Not More than 1
01 = ROBERT (BOB) FLESHER
02 = OVER VOTES

VOTES PERCENT

VOTES PERCENT

98 100.00
0

03 = UNDER VOTES

12

01 02 03

0 0 0
55 0 4
43 0 8

0047 NINTH C
0080 RILEY A
0081 RILEY B

NUMBERED KEY CANVASS

RUN DATE:05/15/06 10:05 AM

VIGO COUNTY,INDIANA
PRIMARY ELECTION
MAY 2,2006
REPUBLICAN

OFFICIAL RESULTS

REPORT-EL52 PAGE 0056

WITH 3 OF 3 PRECINCTS REPORTING

RILEY TOWNSHIP BOARD MEMBERS

Vote For Not More than 3

01 = ERNEST WEDDLE, JR.

02 = OVER VOTES

VOTES PERCENT

VOTES PERCENT

103 100.00
0

03 = UNDER VOTES

227

01 02 03

0047 NINTH C

0 0 0

0080 RILEY A

57 0 120

0081 RILEY B

46 0 107

NUMBERED KEY CANVASS
RUN DATE:05/15/06 10:05 AM

VIGO COUNTY, INDIANA
PRIMARY ELECTION
MAY 2, 2006
REPUBLICAN

OFFICIAL RESULTS
REPORT-EL52 PAGE 0057

WITH 6 OF 6 PRECINCTS REPORTING

VOTES PERCENT

VOTES PERCENT

SUGAR CREEK TOWNSHIP ASSESSOR
Vote For Not More than 1
01 = NO CANDIDATE FILED
02 = OVER VOTES

0
0

03 = UNDER VOTES

113

01 02 03

0082 SUGAR CREEK A	0	0	32
0083 SUGAR CREEK B	0	0	6
0084 SUGAR CREEK C	0	0	17
0085 SUGAR CREEK D	0	0	27
0086 SUGAR CREEK E	0	0	23
0087 SUGAR CREEK F	0	0	8

NUMBERED KEY CANVASS

RUN DATE:05/15/06 10:05 AM

VIGO COUNTY, INDIANA
PRIMARY ELECTION
MAY 2, 2006
REPUBLICAN

OFFICIAL RESULTS

REPORT-EL52

PAGE 0058

WITH 6 OF 6 PRECINCTS REPORTING

SUGAR CREEK TOWNSHIP TRUSTEE

Vote For Not More than 1

01 = NO CANDIDATE FILED

02 = OVER VOTES

VOTES PERCENT

VOTES PERCENT

0

0

03 = UNDER VOTES

113

01 02 03

0082 SUGAR CREEK A

0 0 32

0083 SUGAR CREEK B

0 0 6

0084 SUGAR CREEK C

0 0 17

0085 SUGAR CREEK D


0 0 27

0086 SUGAR CREEK E

0 0 23

0087 SUGAR CREEK F

0 0 8



NUMBERED KEY CANVASS

RUN DATE:05/15/06 10:05 AM

VIGO COUNTY, INDIANA
PRIMARY ELECTION
MAY 2, 2006
REPUBLICAN

OFFICIAL RESULTS

REPORT-EL52

PAGE 0059

WITH 6 OF 6 PRECINCTS REPORTING

SUGAR CREEK TOWNSHIP BOARD MEMBERS

Vote For Not More than 3

01 = NO CANDIDATE FILED

02 = OVER VOTES

VOTES PERCENT

VOTES PERCENT

0

0

03 = UNDER VOTES

339

01 02 03

0082 SUGAR CREEK A	0	0	96
0083 SUGAR CREEK B	0	0	18
0084 SUGAR CREEK C	0	0	51
0085 SUGAR CREEK D	0	0	81
0086 SUGAR CREEK E	0	0	69
0087 SUGAR CREEK F	0	0	24

NUMBERED KEY CANVASS

RUN DATE:05/15/06 10:05 AM

VIGO COUNTY, INDIANA
PRIMARY ELECTION
MAY 2, 2006
REPUBLICAN

OFFICIAL RESULTS

REPORT-EL52 PAGE 0060

WITH 1 OF 1 PRECINCTS REPORTING

PRECINCT COMMITTEEMAN 1ST WARD A
Vote For Not More than 1
01 = CHARLES C. TURMAN
02 = OVER VOTES

VOTES PERCENT

VOTES PERCENT

13 100.00
0

03 = UNDER VOTES

0

01 02 03

13 0 0

0001 FIRST A

NUMBERED KEY CANVASS

RUN DATE:05/15/06 10:05 AM

VIGO COUNTY,INDIANA
PRIMARY ELECTION
MAY 2,2006
REPUBLICAN

OFFICIAL RESULTS

REPORT-EL52

PAGE 0061

WITH 1 OF 1 PRECINCTS REPORTING

PRECINCT COMMITTEEMAN 1ST WARD B

VOTES PERCENT

VOTES PERCENT

Vote For Not More than 1

01 = VADA L. LONG

39 100.00

02 = OVER VOTES

0

03 = UNDER VOTES

11

01 02 03

39 0 11

0002 FIRST B

NUMBERED KEY CANVASS
RUN DATE:05/15/06 10:05 AM

VIGO COUNTY, INDIANA
PRIMARY ELECTION
MAY 2, 2006
REPUBLICAN

OFFICIAL RESULTS
REPORT-EL52 PAGE 0062

WITH 1 OF 1 PRECINCTS REPORTING

PRECINCT COMMITTEEMAN 1ST WARD C

VOTES PERCENT

VOTES PERCENT

Vote For Not More than 1
01 = NO CANDIDATE FILED
02 = OVER VOTES

0
0

03 = UNDER VOTES

18

01 02 03

0 0 18

0003 FIRST C

NUMBERED KEY CANVASS
RUN DATE:05/15/06 10:05 AM

VIGO COUNTY, INDIANA
PRIMARY ELECTION
MAY 2, 2006
REPUBLICAN

OFFICIAL RESULTS
REPORT-EL52 PAGE 0063

WITH 1 OF 1 PRECINCTS REPORTING

PRECINCT COMMITTEEMAN 1ST WARD D
Vote For Not More than 1
01 = NO CANDIDATE FILED
02 = OVER VOTES

VOTES PERCENT

VOTES PERCENT

0

0

03 = UNDER VOTES

12

01 02 03

0 0 12

0004 FIRST D

NUMBERED KEY CANVASS

RUN DATE:05/15/06 10:05 AM

VIGO COUNTY, INDIANA
PRIMARY ELECTION
MAY 2, 2006
REPUBLICAN

OFFICIAL RESULTS

REPORT-EL52 PAGE 0064

WITH 1 OF 1 PRECINCTS REPORTING

PRECINCT COMMITTEEMAN 2ND WARD A

Vote For Not More than 1

01 = ALLISON PRICE

02 = OVER VOTES

VOTES PERCENT

26 100.00

0

03 = UNDER VOTES

VOTES PERCENT

4

01 02 03

26 0 4

0005 SECOND A

NUMBERED KEY CANVASS

RUN DATE:05/15/06 10:05 AM

VIGO COUNTY,INDIANA
PRIMARY ELECTION
MAY 2,2006
REPUBLICAN

OFFICIAL RESULTS

REPORT-EL52

PAGE 0065

WITH 1 OF 1 PRECINCTS REPORTING

PRECINCT COMMITTEEMAN 2ND WARD B

VOTES PERCENT

VOTES PERCENT

Vote For Not More than 1

01 = NO CANDIDATE FILED

02 = OVER VOTES

0

0

03 = UNDER VOTES

5

01 02 03

0 0 5

0006 SECOND B

NUMBERED KEY CANVASS

RUN DATE:05/15/06 10:05 AM

VIGO COUNTY,INDIANA
PRIMARY ELECTION
MAY 2,2006
REPUBLICAN

OFFICIAL RESULTS

REPORT-EL52 PAGE 0066

WITH 1 OF 1 PRECINCTS REPORTING

PRECINCT COMMITTEEMAN 2ND WARD C

Vote For Not More than 1

01 = CHARLES B. LEE

02 = OVER VOTES

VOTES PERCENT

7 100.00
0

03 = UNDER VOTES

VOTES PERCENT

0

01 02 03

7 0 0

0007 SECOND C

NUMBERED KEY CANVASS

RUN DATE:05/15/06 10:05 AM

VIGO COUNTY,INDIANA
PRIMARY ELECTION
MAY 2,2006
REPUBLICAN

OFFICIAL RESULTS

REPORT-EL52 PAGE 0067

WITH 1 OF 1 PRECINCTS REPORTING

PRECINCT COMMITTEEMAN 2ND WARD D

Vote For Not More than 1

01 = NO CANDIDATE FILED

02 = OVER VOTES

VOTES PERCENT

0

0

03 = UNDER VOTES

VOTES PERCENT

25

01 02 03

0 0 25

0008 SECOND D

NUMBERED KEY CANVASS

VIGO COUNTY, INDIANA
PRIMARY ELECTION
MAY 2, 2006
REPUBLICAN

OFFICIAL RESULTS

RUN DATE: 05/15/06 10:05 AM

REPORT-EL52

PAGE 0068

WITH 1 OF 1 PRECINCTS REPORTING

PRECINCT COMMITTEEMAN 2ND WARD E

Vote For Not More than 1

01 = JAMES BOPP, JR.

02 = OVER VOTES

VOTES PERCENT

22 100.00
0

03 = UNDER VOTES

VOTES PERCENT

3

01 02 03

22 0 3

0009 SECOND E

NUMBERED KEY CANVASS

RUN DATE:05/15/06 10:05 AM

VIGO COUNTY,INDIANA
PRIMARY ELECTION
MAY 2,2006
REPUBLICAN

OFFICIAL RESULTS

REPORT-EL52 PAGE 0069

WITH 1 OF 1 PRECINCTS REPORTING

PRECINCT COMMITTEEMAN 2ND WARD F

VOTES PERCENT

VOTES PERCENT

Vote For Not More than 1

01 = NO CANDIDATE FILED

02 = OVER VOTES

0

0

03 = UNDER VOTES

12

01 02 03

0 0 12

0010 SECOND F

NUMBERED KEY CANVASS

RUN DATE:05/15/06 10:05 AM

VIGO COUNTY, INDIANA
PRIMARY ELECTION
MAY 2, 2006
REPUBLICAN

OFFICIAL RESULTS

REPORT-EL52 PAGE 0070

WITH 1 OF 1 PRECINCTS REPORTING

PRECINCT COMMITTEEMAN 3RD WARD A

Vote For Not More than 1

01 = JOHN S. PIPER

02 = OVER VOTES

VOTES PERCENT

26 100.00
0

03 = UNDER VOTES

VOTES PERCENT

5

01 02 03

26 0 5

0011 THIRD A

NUMBERED KEY CANVASS

VIGO COUNTY, INDIANA
PRIMARY ELECTION
MAY 2, 2006
REPUBLICAN

OFFICIAL RESULTS

RUN DATE: 05/15/06 10:05 AM

REPORT-EL52 PAGE 0071

WITH 1 OF 1 PRECINCTS REPORTING

PRECINCT COMMITTEEMAN 3RD WARD B

VOTES PERCENT

VOTES PERCENT

Vote For Not More than 1

01 = NO CANDIDATE FILED

0

02 = OVER VOTES

0

03 = UNDER VOTES

22

01 02 03

0 0 22

0012 THIRD B

NUMBERED KEY CANVASS

RUN DATE:05/15/06 10:05 AM

VIGO COUNTY, INDIANA
PRIMARY ELECTION
MAY 2, 2006
REPUBLICAN

OFFICIAL RESULTS

REPORT-EL52

PAGE 0072

WITH 1 OF 1 PRECINCTS REPORTING

PRECINCT COMMITTEEMAN 3RD WARD C

Vote For Not More than 1

01 = NO CANDIDATE FILED

02 = OVER VOTES

VOTES PERCENT

VOTES PERCENT

0

0

03 = UNDER VOTES

20

01 02 03

0 0 20

0013 THIRD C

NUMBERED KEY CANVASS

RUN DATE:05/15/06 10:05 AM

VIGO COUNTY, INDIANA
PRIMARY ELECTION
MAY 2, 2006
REPUBLICAN

OFFICIAL RESULTS

REPORT-EL52

PAGE 0073

WITH 1 OF 1 PRECINCTS REPORTING

PRECINCT COMMITTEEMAN 3RD WARD D

Vote For Not More than 1

01 = ROBERT T. PFRANK

02 = OVER VOTES

VOTES PERCENT

26 100.00
0

03 = UNDER VOTES

VOTES PERCENT

4

01 02 03

26 0 4

0014 THIRD D

NUMBERED KEY CANVASS

RUN DATE:05/15/06 10:05 AM

VIGO COUNTY, INDIANA
PRIMARY ELECTION
MAY 2, 2006
REPUBLICAN

OFFICIAL RESULTS

REPORT-EL52

PAGE 0074

WITH 1 OF 1 PRECINCTS REPORTING

PRECINCT COMMITTEEMAN 3RD WARD E

Vote For Not More than 1

01 = NO CANDIDATE FILED

02 = OVER VOTES

VOTES PERCENT

VOTES PERCENT

0

0

03 = UNDER VOTES

40

01 02 03

0 0 40

0015 THIRD E

NUMBERED KEY CANVASS

RUN DATE:05/15/06 10:05 AM

VIGO COUNTY,INDIANA
PRIMARY ELECTION
MAY 2,2006
REPUBLICAN

OFFICIAL RESULTS

REPORT-EL52

PAGE 0075

WITH 1 OF 1 PRECINCTS REPORTING

PRECINCT COMMITTEEMAN 3RD WARD F

Vote For Not More than 1

01 = ROY L. ALLAWAY

02 = OVER VOTES

VOTES PERCENT

16 100.00

0

03 = UNDER VOTES

VOTES PERCENT

8

01 02 03

0016 THIRD F

16 0 8

NUMBERED KEY CANVASS
RUN DATE:05/15/06 10:05 AM

VIGO COUNTY, INDIANA
PRIMARY ELECTION
MAY 2, 2006
REPUBLICAN

OFFICIAL RESULTS
REPORT-EL52 PAGE 0076

WITH 1 OF 1 PRECINCTS REPORTING

PRECINCT COMMITTEEMAN 3RD WARD G
Vote For Not More than 1
01 = NO CANDIDATE FILED
02 = OVER VOTES

VOTES PERCENT

VOTES PERCENT

0
0

03 = UNDER VOTES

5

01 02 03

0 0 5

0017 THIRD G

NUMBERED KEY CANVASS

RUN DATE:05/15/06 10:05 AM

VIGO COUNTY, INDIANA
PRIMARY ELECTION
MAY 2, 2006
REPUBLICAN

OFFICIAL RESULTS

REPORT-EL52 PAGE 0077

WITH 1 OF 1 PRECINCTS REPORTING

PRECINCT COMMITTEEMAN 3RD WARD H

Vote For Not More than 1

01 = NO CANDIDATE FILED

02 = OVER VOTES

VOTES PERCENT

VOTES PERCENT

0

0

03 = UNDER VOTES

18

01 02 03

0 0 18

0018 THIRD H

NUMBERED KEY CANVASS
RUN DATE:05/15/06 10:05 AM

VIGO COUNTY, INDIANA
PRIMARY ELECTION
MAY 2, 2006
REPUBLICAN

OFFICIAL RESULTS
REPORT-EL52 PAGE 0078

PRECINCT COMMITTEEMAN 4TH WARD A
Vote For Not More than 1
01 = NO CANDIDATE FILED
02 = OVER VOTES

WITH 1 OF 1 PRECINCTS REPORTING

VOTES	PERCENT	VOTES	PERCENT
0			
0		03 = UNDER VOTES	8

01	02	03	

0	0	8	

0019 FOURTH A

NUMBERED KEY CANVASS
RUN DATE:05/15/06 10:05 AM

VIGO COUNTY, INDIANA
PRIMARY ELECTION
MAY 2, 2006
REPUBLICAN

OFFICIAL RESULTS
REPORT-EL52 PAGE 0079

WITH 1 OF 1 PRECINCTS REPORTING

PRECINCT COMMITTEEMAN 4TH WARD B
Vote For Not More than 1
01 = NO CANDIDATE FILED
02 = OVER VOTES

VOTES PERCENT

VOTES PERCENT

0
0

03 = UNDER VOTES

19

01 02 03

0 0 19

0020 FOURTH B

NUMBERED KEY CANVASS

RUN DATE:05/15/06 10:05 AM

VIGO COUNTY, INDIANA
PRIMARY ELECTION
MAY 2, 2006
REPUBLICAN

OFFICIAL RESULTS

REPORT-EL52 PAGE 0080

WITH 1 OF 1 PRECINCTS REPORTING

PRECINCT COMMITTEEMAN 4TH WARD C

Vote For Not More than 1

01 = DAVID L. LITTLEJOHN

02 = OVER VOTES

VOTES PERCENT

21 100.00

0

03 = UNDER VOTES

VOTES PERCENT

3

01 02 03

21 0 3

0021 FOURTH C

NUMBERED KEY CANVASS
RUN DATE:05/15/06 10:05 AM

VIGO COUNTY, INDIANA
PRIMARY ELECTION
MAY 2, 2006
REPUBLICAN

OFFICIAL RESULTS
REPORT-EL52 PAGE 0081

WITH 1 OF 1 PRECINCTS REPORTING

PRECINCT COMMITTEEMAN 4TH WARD D
Vote For Not More than 1
01 = ROBERT L. FLOTT
02 = OVER VOTES

VOTES PERCENT
9 100.00
0

03 = UNDER VOTES

VOTES PERCENT
4

01 02 03

9 0 4

0022 FOURTH D

NUMBERED KEY CANVASS

RUN DATE:05/15/06 10:05 AM

VIGO COUNTY, INDIANA
PRIMARY ELECTION
MAY 2, 2006
REPUBLICAN

OFFICIAL RESULTS

REPORT-EL52

PAGE 0082

WITH 1 OF 1 PRECINCTS REPORTING

PRECINCT COMMITTEEMAN 5TH WARD A

Vote For Not More than 1

01 = NO CANDIDATE FILED

02 = OVER VOTES

VOTES PERCENT

0

0

03 = UNDER VOTES

VOTES PERCENT

11

01 02 03

0 0 11

0023 FIFTH A

NUMBERED KEY CANVASS

RUN DATE:05/15/06 10:05 AM

VIGO COUNTY,INDIANA
PRIMARY ELECTION
MAY 2,2006
REPUBLICAN

OFFICIAL RESULTS

REPORT-EL52

PAGE 0083

WITH 1 OF 1 PRECINCTS REPORTING

PRECINCT COMMITTEEMAN 5TH WARD B

Vote For Not More than 1

01 = NO CANDIDATE FILED

02 = OVER VOTES

VOTES PERCENT

0

0

03 = UNDER VOTES

VOTES PERCENT

6

01 02 03

0 0 6

0024 FIFTH B

NUMBERED KEY CANVASS
RUN DATE:05/15/06 10:05 AM

VIGO COUNTY, INDIANA
PRIMARY ELECTION
MAY 2, 2006
REPUBLICAN

OFFICIAL RESULTS
REPORT-EL52 PAGE 0084

WITH 1 OF 1 PRECINCTS REPORTING

PRECINCT COMMITTEEMAN 5TH WARD C
Vote For Not More than 1
01 = NO CANDIDATE FILED
02 = OVER VOTES

VOTES PERCENT

VOTES PERCENT

0
0

03 = UNDER VOTES

7

01 02 03

0 0 7

0025 FIFTH C

NUMBERED KEY CANVASS

RUN DATE:05/15/06 10:05 AM

VIGO COUNTY,INDIANA
PRIMARY ELECTION
MAY 2,2006
REPUBLICAN

OFFICIAL RESULTS

REPORT-EL52 PAGE 0085

WITH 1 OF 1 PRECINCTS REPORTING

PRECINCT COMMITTEEMAN 5TH WARD D

Vote For Not More than 1

01 = NO CANDIDATE FILED

02 = OVER VOTES

VOTES PERCENT

VOTES PERCENT

0

0

03 = UNDER VOTES

6

01 02 03

0 0 6

0026 FIFTH D

NUMBERED KEY CANVASS

RUN DATE:05/15/06 10:05 AM

VIGO COUNTY,INDIANA
PRIMARY ELECTION
MAY 2,2006
REPUBLICAN

OFFICIAL RESULTS

REPORT-EL52 PAGE 0086

WITH 1 OF 1 PRECINCTS REPORTING

PRECINCT COMMITTEEMAN 5TH WARD E

Vote For Not More than 1

01 = JAMES W. COOK

02 = OVER VOTES

VOTES PERCENT

28 100.00
0

03 = UNDER VOTES

VOTES PERCENT

3

01	02	03

28	0	3

0027 FIFTH E

NUMBERED KEY CANVASS

RUN DATE:05/15/06 10:05 AM

VIGO COUNTY, INDIANA
PRIMARY ELECTION
MAY 2, 2006
REPUBLICAN

OFFICIAL RESULTS

REPORT-EL52

PAGE 0087

WITH 1 OF 1 PRECINCTS REPORTING

PRECINCT COMMITTEEMAN 6TH WARD A

Vote For Not More than 1

01 = NO CANDIDATE FILED

02 = OVER VOTES

VOTES PERCENT

VOTES PERCENT

0

0

03 = UNDER VOTES

38

01 02 03

0 0 38

0028 SIXTH A

NUMBERED KEY CANVASS

VIGO COUNTY, INDIANA
PRIMARY ELECTION
MAY 2, 2006
REPUBLICAN

OFFICIAL RESULTS

RUN DATE: 05/15/06 10:05 AM

REPORT-EL52 PAGE 0088

PRECINCT COMMITTEEMAN 6TH WARD B

VOTES PERCENT

WITH 1 OF 1 PRECINCTS REPORTING

VOTES PERCENT

Vote For Not More than 1

01 = BILL TREADWAY

31 100.00

02 = OVER VOTES

0

03 = UNDER VOTES

0

01 02 03

31 0 0

0029 SIXTH B

NUMBERED KEY CANVASS

RUN DATE:05/15/06 10:05 AM

VIGO COUNTY,INDIANA
PRIMARY ELECTION
MAY 2,2006
REPUBLICAN

OFFICIAL RESULTS

REPORT-EL52

PAGE 0089

WITH 1 OF 1 PRECINCTS REPORTING

PRECINCT COMMITTEEMAN 6TH WARD C

VOTES PERCENT

VOTES PERCENT

Vote For Not More than 1

01 = CHARLES E. TREADWAY

02 = OVER VOTES

17 100.00

0

03 = UNDER VOTES

2

01 02 03

17 0 2

0030 SIXTH C

NUMBERED KEY CANVASS
RUN DATE:05/15/06 10:05 AM

VIGO COUNTY, INDIANA
PRIMARY ELECTION
MAY 2, 2006
REPUBLICAN

OFFICIAL RESULTS
REPORT-EL52 PAGE 0090

PRECINCT COMMITTEEMAN 7TH WARD A
Vote For Not More than 1
01 = NO CANDIDATE FILED
02 = OVER VOTES

WITH 1 OF 1 PRECINCTS REPORTING

VOTES	PERCENT	VOTES	PERCENT
0			
0		03 = UNDER VOTES	17

01	02	03	

0	0	17	

0031 SEVENTH A

NUMBERED KEY CANVASS

RUN DATE:05/15/06 10:05 AM

VIGO COUNTY, INDIANA
PRIMARY ELECTION
MAY 2, 2006
REPUBLICAN

OFFICIAL RESULTS

REPORT-EL52

PAGE 0091.

WITH 1 OF 1 PRECINCTS REPORTING

PRECINCT COMMITTEEMAN 7TH WARD B

VOTES PERCENT

VOTES PERCENT

Vote For Not More than 1

01 = NO CANDIDATE FILED

0

02 = OVER VOTES

0

03 = UNDER VOTES

11

01 02 03

0 0 11

0032 SEVENTH B

NUMBERED KEY CANVASS

RUN DATE:05/15/06 10:05 AM

VIGO COUNTY, INDIANA
PRIMARY ELECTION
MAY 2, 2006
REPUBLICAN

OFFICIAL RESULTS

REPORT-EL52 PAGE 0092

WITH 1 OF 1 PRECINCTS REPORTING

PRECINCT COMMITTEEMAN 7TH WARD C

VOTES PERCENT

VOTES PERCENT

Vote For Not More than 1

01 = NO CANDIDATE FILED

0

02 = OVER VOTES

0

03 = UNDER VOTES

13

01 02 03

0 0 13

0033 SEVENTH C

NUMBERED KEY CANVASS

RUN DATE:05/15/06 10:05 AM

VIGO COUNTY, INDIANA
PRIMARY ELECTION
MAY 2, 2006
REPUBLICAN

OFFICIAL RESULTS

REPORT-EL52 PAGE 0093

WITH 1 OF 1 PRECINCTS REPORTING

PRECINCT COMMITTEEMAN 7TH WARD D

VOTES PERCENT

VOTES PERCENT

Vote For Not More than 1

01 = SCOTT R. HARPOLE

02 = OVER VOTES

10 100.00

0

03 = UNDER VOTES

3

01 02 03

10 0 3

0034 SEVENTH D

NUMBERED KEY CANVASS

RUN DATE:05/15/06 10:05 AM

VIGO COUNTY, INDIANA
PRIMARY ELECTION
MAY 2, 2006
REPUBLICAN

OFFICIAL RESULTS

REPORT-EL52

PAGE 0094

WITH 1 OF 1 PRECINCTS REPORTING

PRECINCT COMMITTEEMAN 7TH WARD E

VOTES PERCENT

VOTES PERCENT

Vote For Not More than 1

01 = KEVIN A. PADGETT

02 = OVER VOTES

9 100.00

0

03 = UNDER VOTES

0

01 02 03

9 0 0

0035 SEVENTH E

NUMBERED KEY CANVASS

RUN DATE:05/15/06 10:05 AM

VIGO COUNTY,INDIANA
PRIMARY ELECTION
MAY 2,2006
REPUBLICAN

OFFICIAL RESULTS

REPORT-EL52

PAGE 0095

WITH 1 OF 1 PRECINCTS REPORTING

PRECINCT COMMITTEEMAN 7TH WARD F

VOTES PERCENT

VOTES PERCENT

Vote For Not More than 1

01 = SALLY STOKES

16 100.00

02 = OVER VOTES

0

03 = UNDER VOTES

1

01 02 03

16 0 1

0036 SEVENTH F

NUMBERED KEY CANVASS

RUN DATE:05/15/06 10:05 AM

VIGO COUNTY,INDIANA
PRIMARY ELECTION
MAY 2,2006
REPUBLICAN

OFFICIAL RESULTS

REPORT-EL52

PAGE 0096

WITH 1 OF 1 PRECINCTS REPORTING

PRECINCT COMMITTEEMAN 7TH WARD G

VOTES PERCENT

VOTES PERCENT

Vote For Not More than 1

01 = NO CANDIDATE FILED

02 = OVER VOTES

0

0

03 = UNDER VOTES

16

01 02 03

0 0 16

0037 SEVENTH G

NUMBERED KEY CANVASS
RUN DATE:05/15/06 10:05 AM

VIGO COUNTY, INDIANA
PRIMARY ELECTION
MAY 2, 2006
REPUBLICAN

OFFICIAL RESULTS
REPORT-EL52 PAGE 0097

WITH 1 OF 1 PRECINCTS REPORTING

PRECINCT COMMITTEEMAN 8TH WARD A
Vote For Not More than 1
01 = ARNOLD H. BRAMES
02 = JEFFREY HARPOLE

VOTES PERCENT

VOTES PERCENT

5 38.46
8 61.54

03 = OVER VOTES
04 = UNDER VOTES

0
2

01 02 03 04

5 8 0 2

0038 EIGHTH A

NUMBERED KEY CANVASS
RUN DATE:05/15/06 10:05 AM

VIGO COUNTY, INDIANA
PRIMARY ELECTION
MAY 2, 2006
REPUBLICAN

OFFICIAL RESULTS
REPORT-EL52 PAGE 0098

PRECINCT COMMITTEEMAN 8TH WARD B
Vote For Not More than 1
01 = JEANIE R. WILLIAMS
02 = OVER VOTES

VOTES PERCENT

WITH 1 OF 1 PRECINCTS REPORTING

VOTES PERCENT

18 100.00
0

03 = UNDER VOTES

1

01 02 03

0039 EIGHTH B

18 0 1

NUMBERED KEY CANVASS

RUN DATE:05/15/06 10:05 AM

VIGO COUNTY,INDIANA
PRIMARY ELECTION
MAY 2,2006
REPUBLICAN

OFFICIAL RESULTS

REPORT-EL52

PAGE 0099

WITH 1 OF 1 PRECINCTS REPORTING

PRECINCT COMMITTEEMAN 8TH WARD C

VOTES PERCENT

VOTES PERCENT

Vote For Not More than 1

01 = RYAN J. CUMMINS

33 100.00

02 = OVER VOTES

0

03 = UNDER VOTES

4

01 02 03

33 0 4

0040 EIGHTH C

NUMBERED KEY CANVASS

RUN DATE:05/15/06 10:05 AM

VIGO COUNTY, INDIANA
PRIMARY ELECTION
MAY 2, 2006
REPUBLICAN

OFFICIAL RESULTS

REPORT-EL52

PAGE 0100

WITH 1 OF 1 PRECINCTS REPORTING

PRECINCT COMMITTEEMAN 8TH WARD D

VOTES PERCENT

VOTES PERCENT

Vote For Not More than 1

01 = VICKIE R. HANNA

02 = OVER VOTES

27 100.00

0

03 = UNDER VOTES

5

01 02 03

27 0 5

0041 EIGHTH D

NUMBERED KEY CANVASS

RUN DATE:05/15/06 10:05 AM

VIGO COUNTY, INDIANA
PRIMARY ELECTION
MAY 2, 2006
REPUBLICAN

OFFICIAL RESULTS

REPORT-EL52 PAGE 0101

WITH 1 OF 1 PRECINCTS REPORTING

PRECINCT COMMITTEEMAN 8TH WARD E

VOTES PERCENT

VOTES PERCENT

Vote For Not More than 1

01 = NO CANDIDATE FILED

02 = OVER VOTES

0

0

03 = UNDER VOTES

14

01 02 03

0 0 14

0042 EIGHTH E

NUMBERED KEY CANVASS

RUN DATE:05/15/06 10:05 AM

VIGO COUNTY,INDIANA
PRIMARY ELECTION
MAY 2,2006
REPUBLICAN

OFFICIAL RESULTS

REPORT-EL52

PAGE 0102

WITH 1 OF 1 PRECINCTS REPORTING

PRECINCT COMMITTEEMAN 8TH WARD F

VOTES PERCENT

VOTES PERCENT

Vote For Not More than 1

01 = RANDALL P. GENTRY

02 = OVER VOTES

35 100.00

0

03 = UNDER VOTES

10

01 02 03

35 0 10

0043 EIGHTH F

NUMBERED KEY CANVASS

RUN DATE:05/15/06 10:05 AM

VIGO COUNTY,INDIANA
PRIMARY ELECTION
MAY 2,2006
REPUBLICAN

OFFICIAL RESULTS

REPORT-EL52

PAGE 0103

WITH 1 OF 1 PRECINCTS REPORTING

PRECINCT COMMITTEEMAN 8TH WARD G

VOTES PERCENT

VOTES PERCENT

Vote For Not More than 1

01 = BRIAN M. BAUER

25 100.00

02 = OVER VOTES

0

03 = UNDER VOTES

4

01 02 03

25 0 4

0044 EIGHTH G

NUMBERED KEY CANVASS

RUN DATE:05/15/06 10:05 AM

VIGO COUNTY,INDIANA
PRIMARY ELECTION
MAY 2,2006
REPUBLICAN

OFFICIAL RESULTS

REPORT-EL52

PAGE 0104

WITH 1 OF 1 PRECINCTS REPORTING

PRECINCT COMMITTEEMAN 9TH WARD A

VOTES PERCENT

VOTES PERCENT

Vote For Not More than 1

01 = ROBERT (BOB) SMITH

02 = OVER VOTES

83 100.00

0

03 = UNDER VOTES

8

01 02 03

83 0 8

0045 NINTH A

NUMBERED KEY CANVASS

RUN DATE:05/15/06 10:05 AM

VIGO COUNTY,INDIANA
PRIMARY ELECTION
MAY 2,2006
REPUBLICAN

OFFICIAL RESULTS

REPORT-EL52

PAGE 0105

WITH 1 OF 1 PRECINCTS REPORTING

PRECINCT COMMITTEEMAN 9TH WARD B

VOTES PERCENT

VOTES PERCENT

Vote For Not More than 1

01 = NO CANDIDATE FILED

0

02 = OVER VOTES

0

03 = UNDER VOTES

2

01 02 03

0 0 2

0046 NINTH B

NUMBERED KEY CANVASS

RUN DATE:05/15/06 10:05 AM

VIGO COUNTY,INDIANA
PRIMARY ELECTION
MAY 2,2006
REPUBLICAN

OFFICIAL RESULTS

REPORT-EL52 PAGE 0106

WITH 1 OF 1 PRECINCTS REPORTING

PRECINCT COMMITTEEMAN 9TH WARD C

Vote For Not More than 1

01 = NO CANDIDATE FILED

02 = OVER VOTES

VOTES PERCENT

0

0

03 = UNDER VOTES

VOTES PERCENT

0

01	02	03

0	0	0

0047 NINTH C

NUMBERED KEY CANVASS

RUN DATE:05/15/06 10:05 AM

VIGO COUNTY,INDIANA
PRIMARY ELECTION
MAY 2,2006
REPUBLICAN

OFFICIAL RESULTS

REPORT-EL52

PAGE 0107

WITH 1 OF 1 PRECINCTS REPORTING

PRECINCT COMMITTEEMAN 9TH WARD D
Vote For Not More than 1
01 = NO CANDIDATE FILED
02 = OVER VOTES

VOTES PERCENT

VOTES PERCENT

0
0

03 = UNDER VOTES

22

01	02	03

0	0	22

0048 NINTH D

NUMBERED KEY CANVASS

RUN DATE:05/15/06 10:05 AM

VIGO COUNTY, INDIANA
PRIMARY ELECTION
MAY 2, 2006
REPUBLICAN

OFFICIAL RESULTS

REPORT-EL52 PAGE 0108

WITH 1 OF 1 PRECINCTS REPORTING

PRECINCT COMMITTEEMAN 9TH WARD E

VOTES PERCENT

VOTES PERCENT

Vote For Not More than 1

01 = NO CANDIDATE FILED

0

02 = OVER VOTES

0

03 = UNDER VOTES

10

01 02 03

0 0 10

0049 NINTH E

NUMBERED KEY CANVASS

RUN DATE:05/15/06 10:05 AM

VIGO COUNTY,INDIANA
PRIMARY ELECTION
MAY 2,2006
REPUBLICAN

OFFICIAL RESULTS

REPORT-EL52

PAGE 0109

WITH 1 OF 1 PRECINCTS REPORTING

PRECINCT COMMITTEEMAN 9TH WARD F

Vote For Not More than 1

01 = NO CANDIDATE FILED

02 = OVER VOTES

VOTES PERCENT

0

0

03 = UNDER VOTES

VOTES PERCENT

45

01 02 03

0 0 45

0050 NINTH F

NUMBERED KEY CANVASS

RUN DATE:05/15/06 10:05 AM

VIGO COUNTY,INDIANA
PRIMARY ELECTION
MAY 2,2006
REPUBLICAN

OFFICIAL RESULTS

REPORT-EL52

PAGE 0110

WITH 1 OF 1 PRECINCTS REPORTING

PRECINCT COMMITTEEMAN 9TH WARD G

VOTES PERCENT

VOTES PERCENT

Vote For Not More than 1

01 = ROBERT (BOB) ALL

02 = THOMAS LOREY

32 68.09

15 31.91

03 = OVER VOTES

04 = UNDER VOTES

0

11

01 02 03 04

32 15 0 11

0051 NINTH G

NUMBERED KEY CANVASS

RUN DATE:05/15/06 10:05 AM

VIGO COUNTY,INDIANA
PRIMARY ELECTION
MAY 2,2006
REPUBLICAN

OFFICIAL RESULTS

REPORT-EL52

PAGE 0111

WITH 1 OF 1 PRECINCTS REPORTING

PRECINCT COMMITTEEMAN FAYETTE A

VOTES PERCENT

VOTES PERCENT

Vote For Not More than 1

01 = PAMELA HOOPINGARNER

02 = OVER VOTES

40 100.00

0

03 = UNDER VOTES

5

01 02 03

40 0 5

0052 FAYETTE A

NUMBERED KEY CANVASS

RUN DATE:05/15/06 10:05 AM

VIGO COUNTY,INDIANA
PRIMARY ELECTION
MAY 2,2006
REPUBLICAN

OFFICIAL RESULTS

REPORT-EL52 PAGE 0112

WITH 1 OF 1 PRECINCTS REPORTING

PRECINCT COMMITTEEMAN FAYETTE B
Vote For Not More than 1
01 = RAEANNA S. MOORE
02 = M. MARGUERITE SWEITZER

VOTES PERCENT

VOTES PERCENT

12 36.36
21 63.64

03 = OVER VOTES
04 = UNDER VOTES

0
1

01	02	03	04

12	21	0	1

0053 FAYETTE B

NUMBERED KEY CANVASS

RUN DATE:05/15/06 10:05 AM

VIGO COUNTY,INDIANA
PRIMARY ELECTION
MAY 2,2006
REPUBLICAN

OFFICIAL RESULTS

REPORT-EL52

PAGE 0113

WITH 1 OF 1 PRECINCTS REPORTING

PRECINCT COMMITTEEMAN HONEY CREEK A

Vote For Not More than 1

01 = WILLIAM R. MOULTON

02 = OVER VOTES

VOTES PERCENT

34 100.00

0

03 = UNDER VOTES

VOTES PERCENT

4

01 02 03

34 0 4

0054 HONEY CREEK A

NUMBERED KEY CANVASS

RUN DATE:05/15/06 10:05 AM

VIGO COUNTY,INDIANA
PRIMARY ELECTION
MAY 2,2006
REPUBLICAN

OFFICIAL RESULTS

REPORT-EL52

PAGE 0114

WITH 1 OF 1 PRECINCTS REPORTING

PRECINCT COMMITTEEMAN HONEY CREEK B

VOTES PERCENT

VOTES PERCENT

Vote For Not More than 1

01 = NO CANDIDATE FILED

02 = OVER VOTES

0

0

03 = UNDER VOTES

34

01 02 03

0 0 34

0055 HONEY CREEK B

NUMBERED KEY CANVASS

RUN DATE:05/15/06 10:05 AM

VIGO COUNTY, INDIANA
PRIMARY ELECTION
MAY 2, 2006
REPUBLICAN

OFFICIAL RESULTS

REPORT-EL52 PAGE 0115

WITH 1 OF 1 PRECINCTS REPORTING

PRECINCT COMMITTEEMAN HONEY CREEK C

Vote For Not More than 1

01 = MIKE MORRIS

02 = OVER VOTES

VOTES PERCENT

31 100.00

0

03 = UNDER VOTES

VOTES PERCENT

2

01 02 03

0056 HONEY CREEK C

31 0 2

NUMBERED KEY CANVASS

RUN DATE:05/15/06 10:05 AM

VIGO COUNTY, INDIANA
PRIMARY ELECTION
MAY 2, 2006
REPUBLICAN

OFFICIAL RESULTS

REPORT-EL52

PAGE 0116

WITH 1 OF 1 PRECINCTS REPORTING

PRECINCT COMMITTEEMAN HONEY CREEK D

VOTES PERCENT

VOTES PERCENT

Vote For Not More than 1

01 = NO CANDIDATE FILED

0

02 = OVER VOTES

0

03 = UNDER VOTES

32

01 02 03

0 0 32

0057 HONEY CREEK D

NUMBERED KEY CANVASS

VIGO COUNTY, INDIANA
PRIMARY ELECTION
MAY 2, 2006
REPUBLICAN

OFFICIAL RESULTS

RUN DATE: 05/15/06 10:05 AM

REPORT-EL52 PAGE 0117

WITH 1 OF 1 PRECINCTS REPORTING

PRECINCT COMMITTEEMAN HONEY CREEK E

VOTES PERCENT

VOTES PERCENT

Vote For Not More than 1

01 = JAY D. BATES

11 28.95

03 = OVER VOTES

1

02 = R. VERNON MATTOX

27 71.05

04 = UNDER VOTES

13

01 02 03 04

11 27 1 13

0058 HONEY CREEK E

NUMBERED KEY CANVASS

RUN DATE:05/15/06 10:05 AM

VIGO COUNTY,INDIANA
PRIMARY ELECTION
MAY 2,2006
REPUBLICAN

OFFICIAL RESULTS

REPORT-EL52

PAGE 0118

WITH 1 OF 1 PRECINCTS REPORTING

PRECINCT COMMITTEEMAN HONEY CREEK F

VOTES PERCENT

VOTES PERCENT

Vote For Not More than 1

01 = NO CANDIDATE FILED

0

02 = OVER VOTES

0

03 = UNDER VOTES

35

01 02 03

0 0 35

0059 HONEY CREEK F

NUMBERED KEY CANVASS

VIGO COUNTY, INDIANA
PRIMARY ELECTION
MAY 2, 2006
REPUBLICAN

OFFICIAL RESULTS

RUN DATE: 05/15/06 10:05 AM

REPORT-EL52 PAGE 0119

WITH 1 OF 1 PRECINCTS REPORTING

	VOTES	PERCENT		VOTES	PERCENT
PRECINCT COMMITTEEMAN HONEY CREEK G					
Vote For Not More than 1					
01 = JONATHAN (JON) FORD	45	100.00			
02 = OVER VOTES	0		03 = UNDER VOTES	10	

	01	02	03		

0060 HONEY CREEK G	45	0	10		

NUMBERED KEY CANVASS

RUN DATE:05/15/06 10:05 AM

VIGO COUNTY, INDIANA
PRIMARY ELECTION
MAY 2, 2006
REPUBLICAN

OFFICIAL RESULTS

REPORT-EL52 PAGE 0120

WITH 1 OF 1 PRECINCTS REPORTING

PRECINCT COMMITTEEMAN HONEY CREEK H

Vote For Not More than 1

01 = DERRIK HAGERMAN

02 = OVER VOTES

VOTES PERCENT

40 100.00

0

03 = UNDER VOTES

VOTES PERCENT

10

01 02 03

40 0 10

0061 HONEY CREEK H

NUMBERED KEY CANVASS

RUN DATE:05/15/06 10:05 AM

VIGO COUNTY,INDIANA
PRIMARY ELECTION
MAY 2,2006
REPUBLICAN

OFFICIAL RESULTS

REPORT-EL52

PAGE 0121

WITH 1 OF 1 PRECINCTS REPORTING

PRECINCT COMMITTEEMAN HONEY CREEK I

VOTES PERCENT

VOTES PERCENT

Vote For Not More than 1

01 = BRAD ANDERSON

30 100.00

02 = OVER VOTES

0

03 = UNDER VOTES

1

01 02 03

0062 HONEY CREEK I

30 0 1

NUMBERED KEY CANVASS

VIGO COUNTY, INDIANA
PRIMARY ELECTION
MAY 2, 2006
REPUBLICAN

OFFICIAL RESULTS

RUN DATE: 05/15/06 10:05 AM

REPORT-EL52

PAGE 0122

WITH 1 OF 1 PRECINCTS REPORTING

VOTES PERCENT

VOTES PERCENT

PRECINCT COMMITTEEMAN LINTON A

Vote For Not More than 1

01 = DEBRA (DEBBY) HASKELL

02 = OVER VOTES

40 100.00

0

03 = UNDER VOTES

5

01 02 03

40 0 5

0063 LINTON A

NUMBERED KEY CANVASS

VIGO COUNTY, INDIANA
PRIMARY ELECTION
MAY 2, 2006
REPUBLICAN

OFFICIAL RESULTS

RUN DATE: 05/15/06 10:05 AM

REPORT-EL52

PAGE 0123

WITH 1 OF 1 PRECINCTS REPORTING

PRECINCT COMMITTEEMAN LOST CREEK A

VOTES PERCENT

VOTES PERCENT

Vote For Not More than 1

01 = JOHN J. PIPER

65 100.00

02 = OVER VOTES

0

03 = UNDER VOTES

19

01 02 03

65 0 19

0064 LOST CREEK A

NUMBERED KEY CANVASS

VIGO COUNTY, INDIANA
PRIMARY ELECTION
MAY 2, 2006
REPUBLICAN

OFFICIAL RESULTS

RUN DATE: 05/15/06 10:05 AM

REPORT-EL52

PAGE 0124

WITH 1 OF 1 PRECINCTS REPORTING

PRECINCT COMMITTEEMAN LOST CREEK B

VOTES PERCENT

VOTES PERCENT

Vote For Not More than 1

01 = RICK D. LONG

74 81.32

04 = RON TORRENCE

5 5.49

02 = BETTY J. MASON

10 10.99

05 = OVER VOTES

0

03 = SCOTT A. TIMBS

2 2.20

06 = UNDER VOTES

3

01 02 03 04 05 06

0065 LOST CREEK B

74 10 2 5 0 3

NUMBERED KEY CANVASS

VIGO COUNTY, INDIANA
PRIMARY ELECTION
MAY 2, 2006
REPUBLICAN

OFFICIAL RESULTS

RUN DATE: 05/15/06 10:05 AM

REPORT-EL52 PAGE 0125

WITH 1 OF 1 PRECINCTS REPORTING

PRECINCT COMMITTEEMAN LOST CREEK C

VOTES PERCENT

VOTES PERCENT

Vote For Not More than 1

01 = BRIAN J. BOMAR

45 100.00

02 = OVER VOTES

0

03 = UNDER VOTES

22

01 02 03

0066 LOST CREEK C

45 0 22

NUMBERED KEY CANVASS

RUN DATE:05/15/06 10:05 AM

VIGO COUNTY,INDIANA
PRIMARY ELECTION
MAY 2,2006
REPUBLICAN

OFFICIAL RESULTS

REPORT-EL52

PAGE 0126

WITH 1 OF 1 PRECINCTS REPORTING

PRECINCT COMMITTEEMAN LOST CREEK D

VOTES PERCENT

VOTES PERCENT

Vote For Not More than 1

01 = NO CANDIDATE FILED

0

02 = OVER VOTES

0

03 = UNDER VOTES

94

01	02	03

0	0	94

0067 LOST CREEK D

NUMBERED KEY CANVASS

VIGO COUNTY, INDIANA
PRIMARY ELECTION
MAY 2, 2006
REPUBLICAN

OFFICIAL RESULTS

RUN DATE: 05/15/06 10:05 AM

REPORT-EL52 PAGE 0127

WITH 1 OF 1 PRECINCTS REPORTING

PRECINCT COMMITTEEMAN NEVINS A

Vote For Not More than 1

01 = PATRICK DAUGHERTY

02 = OVER VOTES

VOTES PERCENT

VOTES PERCENT

28 100.00
0

03 = UNDER VOTES

3

01	02	03
28	0	3

0068 NEVINS A

NUMBERED KEY CANVASS

RUN DATE:05/15/06 10:05 AM

VIGO COUNTY,INDIANA
PRIMARY ELECTION
MAY 2,2006
REPUBLICAN

OFFICIAL RESULTS

REPORT-EL52

PAGE 0128

WITH 1 OF 1 PRECINCTS REPORTING

PRECINCT COMMITTEEMAN NEVINS B

Vote For Not More than 1

01 = DOUG BALES

02 = OVER VOTES

VOTES PERCENT

30 100.00

0

03 = UNDER VOTES

VOTES PERCENT

3

01 02 03

30 0 3

0069 NEVINS B

NUMBERED KEY CANVASS

VIGO COUNTY, INDIANA
PRIMARY ELECTION
MAY 2, 2006
REPUBLICAN

OFFICIAL RESULTS

RUN DATE: 05/15/06 10:05 AM

REPORT-EL52

PAGE 0129

WITH 1 OF 1 PRECINCTS REPORTING

PRECINCT COMMITTEEMAN OTTER CREEK A

VOTES PERCENT

VOTES PERCENT

Vote For Not More than 1

01 = JOHN A. (JACK) SHIPMAN

33 100.00

02 = OVER VOTES

0

03 = UNDER VOTES

4

01 02 03

33 0 4

0070 OTTER CREEK A

NUMBERED KEY CANVASS

RUN DATE:05/15/06 10:05 AM

VIGO COUNTY,INDIANA
PRIMARY ELECTION
MAY 2,2006
REPUBLICAN

OFFICIAL RESULTS

REPORT-EL52 PAGE 0130

WITH 1 OF 1 PRECINCTS REPORTING

PRECINCT COMMITTEEMAN OTTER CREEK B

VOTES PERCENT

VOTES PERCENT

Vote For Not More than 1

01 = NO CANDIDATE FILED

02 = OVER VOTES

0

0


03 = UNDER VOTES

24

01 02 03

0071 OTTER CREEK B

0 0 24



NUMBERED KEY CANVASS

RUN DATE:05/15/06 10:05 AM

VIGO COUNTY,INDIANA
PRIMARY ELECTION
MAY 2,2006
REPUBLICAN

OFFICIAL RESULTS

REPORT-EL52

PAGE 0131

WITH 1 OF 1 PRECINCTS REPORTING

PRECINCT COMMITTEEMAN OTTER CREEK C	VOTES	PERCENT		VOTES	PERCENT
Vote For Not More than 1					
01 = NO CANDIDATE FILED	0				
02 = OVER VOTES	0		03 = UNDER VOTES	13	
	01	02	03		
0072 OTTER CREEK C	0	0	13		

NUMBERED KEY CANVASS

VIGO COUNTY, INDIANA
PRIMARY ELECTION
MAY 2, 2006
REPUBLICAN

OFFICIAL RESULTS

RUN DATE: 05/15/06 10:05 AM

REPORT-EL52 PAGE 0132

WITH 1 OF 1 PRECINCTS REPORTING

PRECINCT COMMITTEEMAN OTTER CREEK D

VOTES PERCENT

VOTES PERCENT

Vote For Not More than 1

01 = JASON WEST

40 100.00

02 = OVER VOTES

0

03 = UNDER VOTES

6

01 02 03

0073 OTTER CREEK D

40 0 6

NUMBERED KEY CANVASS

RUN DATE:05/15/06 10:05 AM

VIGO COUNTY, INDIANA
PRIMARY ELECTION
MAY 2, 2006
REPUBLICAN

OFFICIAL RESULTS

REPORT-EL52 PAGE 0133

WITH 1 OF 1 PRECINCTS REPORTING

PRECINCT COMMITTEEMAN OTTER CREEK E

VOTES PERCENT

VOTES PERCENT

Vote For Not More than 1

01 = JANET C. JENKINS

19 100.00

02 = OVER VOTES

0

03 = UNDER VOTES

7

01 02 03

0074 OTTER CREEK E

19 0 7

NUMBERED KEY CANVASS

RUN DATE:05/15/06 10:05 AM

VIGO COUNTY,INDIANA
PRIMARY ELECTION
MAY 2,2006
REPUBLICAN

OFFICIAL RESULTS

REPORT-EL52

PAGE 0134

WITH 1 OF 1 PRECINCTS REPORTING

PRECINCT COMMITTEEMAN OTTER CREEK F

Vote For Not More than 1

01 = NO CANDIDATE FILED

02 = OVER VOTES

VOTES PERCENT

VOTES PERCENT

0

0

03 = UNDER VOTES

20

01 02 03

0 0 20

0075 OTTER CREEK F

NUMBERED KEY CANVASS

VIGO COUNTY, INDIANA
PRIMARY ELECTION
MAY 2, 2006
REPUBLICAN

OFFICIAL RESULTS

RUN DATE: 05/15/06 10:05 AM

REPORT-EL52 PAGE 0135

WITH 1 OF 1 PRECINCTS REPORTING

PRECINCT COMMITTEEMAN OTTER CREEK G

VOTES PERCENT

VOTES PERCENT

Vote For Not More than 1

01 = NO CANDIDATE FILED

0

02 = OVER VOTES

0

03 = UNDER VOTES

23

01 02 03

0076 OTTER CREEK G

0 0 23

NUMBERED KEY CANVASS

RUN DATE:05/15/06 10:05 AM

VIGO COUNTY, INDIANA
PRIMARY ELECTION
MAY 2, 2006
REPUBLICAN

OFFICIAL RESULTS

REPORT-EL52

PAGE 0136

WITH 1 OF 1 PRECINCTS REPORTING

PRECINCT COMMITTEEMAN PIERSON A
Vote For Not More than 1
01 = ROBIN J. BROWN
02 = OVER VOTES

VOTES PERCENT
48 100.00
0

VOTES PERCENT
10

03 = UNDER VOTES

01 02 03

48 0 10

0077 PIERSON A

NUMBERED KEY CANVASS

RUN DATE:05/15/06 10:05 AM

VIGO COUNTY, INDIANA
PRIMARY ELECTION
MAY 2, 2006
REPUBLICAN

OFFICIAL RESULTS

REPORT-EL52

PAGE 0137

WITH 1 OF 1 PRECINCTS REPORTING

PRECINCT COMMITTEEMAN PRAIRIE CREEK A

Vote For Not More than 1

01 = TOBY LONG

02 = OVER VOTES

VOTES PERCENT

62 100.00

0

03 = UNDER VOTES

VOTES PERCENT

21

01 02 03

62 0 21

0078 PRAIRIE CREEK A

NUMBERED KEY CANVASS

RUN DATE:05/15/06 10:05 AM

VIGO COUNTY,INDIANA
PRIMARY ELECTION
MAY 2,2006
REPUBLICAN

OFFICIAL RESULTS

REPORT-EL52

PAGE 0138

WITH 1 OF 1 PRECINCTS REPORTING

PRECINCT COMMITTEEMAN PRAIRIETON A

Vote For Not More than 1

01 = KIM A. MAXWELL

02 = OVER VOTES

VOTES PERCENT

57 100.00

0

03 = UNDER VOTES

VOTES PERCENT

7

01	02	03

57	0	7

0079 PRAIRIETON A

NUMBERED KEY CANVASS
RUN DATE:05/15/06 10:05 AM

VIGO COUNTY, INDIANA
PRIMARY ELECTION
MAY 2, 2006
REPUBLICAN

OFFICIAL RESULTS
REPORT-EL52 PAGE 0139

PRECINCT COMMITTEEMAN RILEY A
Vote For Not More than 1
01 = NO CANDIDATE FILED
02 = OVER VOTES

VOTES PERCENT WITH 1 OF 1 PRECINCTS REPORTING

VOTES PERCENT

0
0

03 = UNDER VOTES

59

01	02	03

0	0	59

0080 RILEY A

NUMBERED KEY CANVASS

RUN DATE:05/15/06 10:05 AM

VIGO COUNTY,INDIANA
PRIMARY ELECTION
MAY 2,2006
REPUBLICAN

OFFICIAL RESULTS

REPORT-EL52

PAGE 0140

WITH 1 OF 1 PRECINCTS REPORTING

PRECINCT COMMITTEEMAN RILEY B
Vote For Not More than 1
01 = ROBERT (BOB) ROGERS
02 = OVER VOTES

VOTES PERCENT

VOTES PERCENT

44 100.00
0

03 = UNDER VOTES

7

01 02 03

44 0 7

0081 RILEY B

NUMBERED KEY CANVASS

RUN DATE:05/15/06 10:05 AM

VIGO COUNTY, INDIANA
PRIMARY ELECTION
MAY 2, 2006
REPUBLICAN

OFFICIAL RESULTS

REPORT-EL52

PAGE 0141

WITH 1 OF 1 PRECINCTS REPORTING

PRECINCT COMMITTEEMAN SUGAR CREEK A

Vote For Not More than 1

01 = SHIRLEY PADGETT

02 = JULIE A. SHUMAN

VOTES PERCENT

10 32.26
21 67.74

03 = OVER VOTES
04 = UNDER VOTES

VOTES PERCENT

0
1

01 02 03 04

0082 SUGAR CREEK A

10 21 0 1

NUMBERED KEY CANVASS

RUN DATE:05/15/06 10:05 AM

VIGO COUNTY,INDIANA
PRIMARY ELECTION
MAY 2,2006
REPUBLICAN

OFFICIAL RESULTS

REPORT-EL52

PAGE 0142

WITH 1 OF 1 PRECINCTS REPORTING

PRECINCT COMMITTEEMAN SUGAR CREEK B

VOTES PERCENT

VOTES PERCENT

Vote For Not More than 1

01 = NO CANDIDATE FILED

0

02 = OVER VOTES

0

03 = UNDER VOTES

6

01 02 03

0 0 6

0083 SUGAR CREEK B

NUMBERED KEY CANVASS

RUN DATE:05/15/06 10:05 AM

VIGO COUNTY, INDIANA
PRIMARY ELECTION
MAY 2, 2006
REPUBLICAN

OFFICIAL RESULTS

REPORT-EL52

PAGE 0143

WITH 1 OF 1 PRECINCTS REPORTING

PRECINCT COMMITTEEMAN SUGAR CREEK C

Vote For Not More than 1

01 = NO CANDIDATE FILED

02 = OVER VOTES

VOTES PERCENT

VOTES PERCENT

0

0

03 = UNDER VOTES

17

01 02 03

0084 SUGAR CREEK C

0 0 17

NUMBERED KEY CANVASS

VIGO COUNTY, INDIANA
PRIMARY ELECTION
MAY 2, 2006
REPUBLICAN

OFFICIAL RESULTS

RUN DATE: 05/15/06 10:05 AM

REPORT-EL52

PAGE 0144

WITH 1 OF 1 PRECINCTS REPORTING

PRECINCT COMMITTEEMAN SUGAR CREEK D

Vote For Not More than 1

01 = NO CANDIDATE FILED

02 = OVER VOTES

VOTES PERCENT

VOTES PERCENT

0

0

03 = UNDER VOTES

27

01 02 03

0 0 27

0085 SUGAR CREEK D

NUMBERED KEY CANVASS

RUN DATE:05/15/06 10:05 AM

VIGO COUNTY, INDIANA
PRIMARY ELECTION
MAY 2, 2006
REPUBLICAN

OFFICIAL RESULTS

REPORT-EL52 PAGE 0145

WITH 1 OF 1 PRECINCTS REPORTING

PRECINCT COMMITTEEMAN SUGAR CREEK E

Vote For Not More than 1

01 = NO CANDIDATE FILED

02 = OVER VOTES

VOTES PERCENT

VOTES PERCENT

0

0

03 = UNDER VOTES

23

01 02 03

0 0 23

0086 SUGAR CREEK E

NUMBERED KEY CANVASS

RUN DATE:05/15/06 10:05 AM

VIGO COUNTY,INDIANA
PRIMARY ELECTION
MAY 2,2006
REPUBLICAN

OFFICIAL RESULTS

REPORT-EL52

PAGE 0146

WITH 1 OF 1 PRECINCTS REPORTING

PRECINCT COMMITTEEMAN SUGAR CREEK F

Vote For Not More than 1

01 = NO CANDIDATE FILED

02 = OVER VOTES

VOTES PERCENT

VOTES PERCENT

0

0

03 = UNDER VOTES

8

01 02 03

0 0 8

0087 SUGAR CREEK F

WITH 79 OF 79 PRECINCTS REPORTING


STATE CONVENTION DELEGATE AT-LARGE AT LARGE

Vote For Not More than 18

	VOTES	PERCENT
01 = BRAD ANDERSON	1,065	7.53
02 = KARA G. ANDERSON	762	5.39
03 = BRIAN M. BAUER	594	4.20
04 = JAMES BOPP, JR.	887	6.28
05 = ARNOLD H. BRAMES	565	4.00
06 = DAVID W. BROWN	595	4.21
07 = ROBIN J. BROWN	574	4.06
08 = RYAN J. CUMMINS	1,148	8.12

	VOTES	PERCENT
09 = JEFFREY GALLANT	425	3.01
10 = RANDALL P. GENTRY	555	3.93
11 = VICKIE R. HANNA	524	3.71
12 = DEBRA (DEBBY) HASKELL	653	4.62
13 = CHARLES B. LEE	547	3.87
14 = VADA L. LONG	541	3.83
15 = BOBBI ANN MCPEAK	701	4.96
16 = RAEANNA S. MOORE	477	3.37

	01	02	03	04	05	06	07	08	09	10	11	12	13	14	15	16
0001 FIRST A	8	6	2	8	6	5	4	10	1	5	1	3	4	7	6	2
0002 FIRST B	20	13	15	19	9	7	8	21	5	7	13	10	8	17	12	8
0003 FIRST C	3	5	5	10	5	5	3	9	4	2	4	5	6	4	4	4
0004 FIRST D	8	6	4	6	7	8	7	7	8	7	6	6	5	5	4	6
0005 SECOND A	16	8	9	15	8	6	5	16	5	5	6	9	6	5	9	4
0006 SECOND B	3	2	2	3	2	2	2	3	2	2	2	2	2	3	2	2
0007 SECOND C	5	2	2	3	1	2	2	3	1	2	3	2	3	2	2	2
0008 SECOND D	20	11	6	12	5	6	4	14	4	7	5	9	6	3	5	5
0009 SECOND E	14	11	12	12	6	8	12	17	8	8	10	12	4	10	11	9
0010 SECOND F	7	6	4	3	1	2	4	3	2	1	5	5	2	4	4	4
0011 THIRD A	15	6	9	10	8	7	5	12	7	10	8	12	6	6	8	6
0012 THIRD B	12	5	4	9	4	4	3	12	3	6	4	4	3	2	5	2
0013 THIRD C	10	8	3	5	7	3	6	11	3	2	5	3	5	6	11	4
0014 THIRD D	14	12	7	11	4	7	9	21	5	6	8	9	7	8	13	6
0015 THIRD E	19	15	9	15	11	9	9	24	4	8	7	8	7	8	11	8
0016 THIRD F	4	5	4	6	2	4	4	8	4	4	5	5	4	3	7	4
0017 THIRD G	3	1	0	1	1	0	1	1	1	0	2	1	0	1	1	0
0018 THIRD H	8	3	8	10	5	6	4	11	4	7	7	8	5	5	7	5
0019 FOURTH A	4	2	3	3	2	4	1	3	2	4	1	1	4	1	2	4
0020 FOURTH B	6	9	6	7	8	9	6	10	2	6	9	5	5	7	8	8
0021 FOURTH C	12	8	9	14	8	6	7	17	4	7	8	6	8	11	9	6
0022 FOURTH D	4	2	1	2	0	0	2	4	1	1	0	2	1	2	2	2
0023 FIFTH A	6	3	1	4	3	1	3	7	0	3	2	3	0	2	4	1
0024 FIFTH B	3	2	1	1	1	1	1	2	1	1	0	3	1	1	1	1
0025 FIFTH C	4	3	3	3	2	3	4	3	2	4	4	3	3	5	3	3
0026 FIFTH D	3	3	5	3	4	4	3	4	4	4	4	1	4	3	3	2
0027 FIFTH E	17	13	8	19	10	10	8	17	9	6	8	11	10	12	15	12
0028 SIXTH A	16	11	10	18	9	10	8	21	5	4	9	6	8	8	11	7
0029 SIXTH B	17	12	9	13	11	8	6	20	6	9	9	10	8	11	15	7
0030 SIXTH C	6	8	3	8	6	6	5	11	2	5	2	5	8	9	5	3
0031 SEVENTH A	8	6	3	5	7	5	6	6	2	6	5	6	3	6	2	5
0032 SEVENTH B	3	2	2	3	2	3	3	6	3	2	3	3	1	5	3	3
0033 SEVENTH C	4	1	4	4	4	2	2	5	4	4	3	4	3	4	4	1
0034 SEVENTH D	5	2	1	4	0	1	4	4	1	2	1	4	1	0	2	2
0035 SEVENTH E	2	2	1	3	0	2	2	3	3	0	1	0	2	0	1	2
0036 SEVENTH F	11	9	5	6	7	6	5	9	3	6	5	6	2	5	6	5
0037 SEVENTH G	3	3	2	6	1	1	3	7	0	1	2	3	1	3	2	1
0038 EIGHTH A	6	4	4	5	3	3	4	7	4	2	6	5	1	3	9	3
0039 EIGHTH B	7	5	5	5	4	4	6	8	1	5	4	5	4	2	7	3
0040 EIGHTH C	19	9	10	19	14	11	9	27	7	11	12	12	11	7	20	6
0041 EIGHTH D	17	10	6	13	7	6	8	16	3	6	12	8	4	10	11	6
0042 EIGHTH E	12	9	7	6	3	5	5	12	2	6	1	5	3	6	9	2
0043 EIGHTH F	27	14	15	20	12	12	13	31	8	16	8	10	13	9	17	9
0044 EIGHTH G	7	6	8	11	5	3	5	15	1	2	1	4	4	4	9	0
0045 NINTH A	41	25	18	33	27	23	19	43	16	26	18	21	22	21	33	19
0046 NINTH B	1	0	1	1	1	1	0	1	1	1	1	1	1	1	1	1
0047 NINTH C	0	0	0	0	0	0	0	0	0	0	0	0	0	0	0	0
0052 FAYETTE A	22	14	12	20	13	13	13	21	11	12	9	15	12	11	12	14



WITH 79 OF 79 PRECINCTS REPORTING

STATE CONVENTION DELEGATE AT-LARGE AT LARGE

Vote For Not More than 18

	VOTES	PERCENT		VOTES	PERCENT
01 = BRAD ANDERSON	1,065	7.53	09 = JEFFREY GALLANT	425	3.01
02 = KARA G. ANDERSON	762	5.39	10 = RANDALL P. GENTRY	555	3.93
03 = BRIAN M. BAUER	594	4.20	11 = VICKIE R. HANNA	524	3.71
04 = JAMES BOPP, JR.	887	6.28	12 = DEBRA (DEBBY) HASKELL	653	4.62
05 = ARNOLD H. BRAMES	565	4.00	13 = CHARLES B. LEE	547	3.87
06 = DAVID W. BROWN	595	4.21	14 = VADA L. LONG	541	3.83
07 = ROBIN J. BROWN	574	4.06	15 = BOBBI ANN MCPEAK	701	4.96
08 = RYAN J. CUMMINS	1,148	8.12	16 = RAEANNA S. MOORE	477	3.37

(CONTINUED FROM PREVIOUS PAGE)

	01	02	03	04	05	06	07	08	09	10	11	12	13	14	15	16
0053 FAYETTE B	18	14	10	17	9	9	8	19	10	11	10	14	12	10	12	14
0054 HONEY CREEK A	22	19	15	18	14	8	14	22	12	14	13	16	13	13	14	14
0055 HONEY CREEK B	18	15	11	14	9	8	8	22	7	10	9	7	7	5	11	5
0056 HONEY CREEK C	19	18	10	14	11	14	11	18	7	11	9	12	11	9	10	7
0057 HONEY CREEK D	16	15	11	15	8	14	10	15	6	7	7	10	8	9	9	4
0058 HONEY CREEK E	28	28	10	15	11	9	6	26	6	10	7	14	8	9	13	9
0059 HONEY CREEK F	23	16	14	18	12	9	12	24	8	11	8	13	13	9	15	11
0060 HONEY CREEK G	25	25	8	24	25	12	12	33	11	12	11	13	23	8	22	12
0061 HONEY CREEK H	35	30	14	25	18	22	15	33	15	18	18	17	18	15	20	16
0062 HONEY CREEK I	18	18	11	10	4	8	9	17	10	12	10	11	12	12	11	9
0063 LINTON A	21	19	11	13	12	10	12	23	9	13	11	23	11	11	13	14
0068 NEVINS A	17	9	7	11	9	10	10	15	10	9	9	10	9	7	11	7
0069 NEVINS B	14	6	9	14	5	9	8	14	7	10	7	9	9	10	9	6
0070 OTTER CREEK A	17	9	12	13	10	12	8	18	8	10	9	12	11	9	12	8
0071 OTTER CREEK B	13	8	7	10	7	9	8	13	5	7	7	12	7	9	8	10
0072 OTTER CREEK C	4	2	2	7	1	3	2	7	0	2	0	3	2	2	2	1
0073 OTTER CREEK D	24	10	18	22	14	13	13	31	12	13	13	12	11	15	14	7
0074 OTTER CREEK E	8	8	7	12	7	8	9	13	4	8	4	9	7	4	9	6
0075 OTTER CREEK F	5	3	4	8	5	5	4	9	7	4	4	2	7	3	6	7
0076 OTTER CREEK G	12	10	10	13	9	10	9	9	10	10	8	10	12	7	11	7
0077 PIERSON A	30	23	13	19	14	26	30	29	10	11	11	12	14	17	16	10
0078 PRAIRIE CREEK A	46	29	21	36	18	23	23	44	16	19	19	40	19	12	26	16
0079 PRAIRIETON A	35	26	17	21	13	15	17	31	13	14	15	18	11	14	17	11
0080 RILEY A	30	20	20	27	13	16	14	33	11	11	15	20	21	12	14	10
0081 RILEY B	28	24	10	26	7	17	15	24	4	8	9	12	9	9	17	8
0082 SUGAR CREEK A	11	7	12	11	9	11	7	14	9	11	8	10	8	6	8	6
0083 SUGAR CREEK B	2	1	1	1	1	1	1	2	1	1	0	1	1	1	0	1
0084 SUGAR CREEK C	10	6	5	8	5	3	4	10	3	2	4	4	3	4	5	2
0085 SUGAR CREEK D	19	12	13	17	11	15	13	21	10	12	11	12	9	12	9	10
0086 SUGAR CREEK E	12	8	11	8	6	11	8	11	4	10	9	10	9	9	8	9
0087 SUGAR CREEK F	3	2	2	3	2	1	1	5	1	3	0	4	1	2	1	1

WITH 79 OF 79 PRECINCTS REPORTING

STATE CONVENTION DELEGATE AT-LARGE AT LARGE

VOTES PERCENT

VOTES PERCENT

Vote For Not More than 18

01 = MIKE MORRIS	854	3.02		
02 = SHIRLEY PADGETT	629	2.22	05 = BILL TREADWAY	724 2.56
03 = JULIE A. SHUMAN	537	1.90	06 = OVER VOTES	108
04 = SALLY STOKES	778	2.75	07 = UNDER VOTES	24,367

	01	02	03	04	05	06	07
0001 FIRST A	8	5	1	4	5	0	133
0002 FIRST B	20	13	9	14	14	0	638
0003 FIRST C	5	5	5	7	5	18	201
0004 FIRST D	7	6	4	6	6	0	87
0005 SECOND A	11	5	5	8	10	0	369
0006 SECOND B	3	1	1	0	0	0	49
0007 SECOND C	2	2	2	2	2	0	79
0008 SECOND D	13	8	4	6	8	0	289
0009 SECOND E	12	11	13	13	10	0	227
0010 SECOND F	4	5	4	6	3	18	119
0011 THIRD A	13	7	3	8	10	0	382
0012 THIRD B	10	7	2	6	7	0	282
0013 THIRD C	9	5	7	8	7	0	232
0014 THIRD D	10	8	4	12	12	18	329
0015 THIRD E	16	9	9	12	11	0	491
0016 THIRD F	7	6	3	4	6	0	333
0017 THIRD G	0	1	2	1	2	0	70
0018 THIRD H	10	7	7	7	6	0	184
0019 FOURTH A	4	3	2	2	4	0	88
0020 FOURTH B	11	4	7	10	7	0	192
0021 FOURTH C	11	8	8	17	15	0	233
0022 FOURTH D	1	3	2	5	3	0	194
0023 FIFTH A	3	1	1	7	4	0	139
0024 FIFTH B	1	3	1	3	2	0	77
0025 FIFTH C	5	3	3	4	3	0	56
0026 FIFTH D	4	4	6	5	5	0	30
0027 FIFTH E	14	9	9	21	13	0	307
0028 SIXTH A	11	8	6	13	9	0	476
0029 SIXTH B	12	11	7	13	17	0	327
0030 SIXTH C	4	5	6	5	10	0	220
0031 SEVENTH A	7	5	4	8	5	0	196
0032 SEVENTH B	4	3	2	4	3	0	135
0033 SEVENTH C	5	4	3	2	3	0	165
0034 SEVENTH D	5	4	3	3	4	0	181
0035 SEVENTH E	3	2	1	2	1	0	129
0036 SEVENTH F	9	5	7	11	5	0	173
0037 SEVENTH G	1	2	2	4	4	0	236
0038 EIGHTH A	7	6	5	5	4	0	174
0039 EIGHTH B	6	6	4	6	5	0	240
0040 EIGHTH C	17	11	7	14	13	0	400
0041 EIGHTH D	10	10	7	15	6	0	385
0042 EIGHTH E	9	7	4	6	9	0	124
0043 EIGHTH F	21	15	10	14	18	0	498
0044 EIGHTH G	4	2	1	8	4	0	418
0045 NINTH A	31	24	20	34	26	18	1080
0046 NINTH B	1	1	0	1	1	0	18
0047 NINTH C	0	0	0	0	0	0	0
0052 FAYETTE A	15	15	10	14	19	0	513
0053 FAYETTE B	20	16	10	17	14	0	338
0054 HONEY CREEK A	16	15	10	19	17	0	366
0055 HONEY CREEK B	14	11	9	10	10	0	392
0056 HONEY CREEK C	18	10	10	11	12	18	324

WITH 79 OF 79 PRECINCTS REPORTING

	VOTES	PERCENT		VOTES	PERCENT
STATE CONVENTION DELEGATE AT-LARGE AT LARGE					
Vote For Not More than 18					
01 = MIKE MORRIS	854	3.02			
02 = SHIRLEY PADGETT	629	2.22	05 = BILL TREADWAY	724	2.56
03 = JULIE A. SHUMAN	537	1.90	06 = OVER VOTES	108	
04 = SALLY STOKES	778	2.75	07 = UNDER VOTES	24,367	

(CONTINUED FROM PREVIOUS PAGE)

	01	02	03	04	05	06	07
0057 HONEY CREEK D	14	5	8	8	8	0	369
0058 HONEY CREEK E	16	10	8	14	13	0	666
0059 HONEY CREEK F	18	11	10	12	11	0	352
0060 HONEY CREEK G	19	15	11	20	17	0	632
0061 HONEY CREEK H	18	17	18	26	22	0	470
0062 HONEY CREEK I	14	12	11	11	12	0	316
0063 LINTON A	16	16	13	16	17	0	506
0068 NEVINS A	14	11	9	9	12	0	343
0069 NEVINS B	14	8	8	8	11	0	399
0070 OTTER CREEK A	17	13	12	13	13	0	420
0071 OTTER CREEK B	10	9	8	15	8	0	242
0072 OTTER CREEK C	1	1	1	4	6	0	181
0073 OTTER CREEK D	19	13	17	21	17	18	481
0074 OTTER CREEK E	7	7	5	9	9	0	308
0075 OTTER CREEK F	9	3	6	7	5	0	247
0076 OTTER CREEK G	11	9	11	10	7	0	209
0077 PIERSON A	21	17	12	17	19	0	673
0078 PRAIRIE CREEK A	33	19	17	26	23	0	969
0079 PRAIRIETON A	23	17	17	19	20	0	768
0080 RILEY A	23	15	11	17	19	0	690
0081 RILEY B	19	14	7	15	13	0	623
0082 SUGAR CREEK A	11	9	16	10	13	0	369
0083 SUGAR CREEK B	1	1	1	1	1	0	87
0084 SUGAR CREEK C	8	4	5	5	4	0	202
0085 SUGAR CREEK D	18	15	10	15	14	0	208
0086 SUGAR CREEK E	14	10	11	11	9	0	216
0087 SUGAR CREEK F	2	1	2	2	2	0	103

WITH 8 OF 8 PRECINCTS REPORTING

STATE CONVENTION DELEGATE DISTRICT ON DISTRICT ONE

VOTES PERCENT

VOTES PERCENT

Vote For Not More than 6

- 01 = ROBERT (BOB) ALL
- 02 = DUKE A. BENNETT
- 03 = BRIAN J. BOMAR
- 04 = RICK D. LONG

276 16.21
 282 16.56
 248 14.56
 336 19.73

- 05 = DAVID J. MASON
- 06 = JUDY P. ROBINSON
- 07 = OVER VOTES
- 08 = UNDER VOTES

265 15.56
 296 17.38
 0
 1,141

	01	02	03	04	05	06	07	08
0048 NINTH D	18	17	15	15	16	17	0	34
0049 NINTH E	6	5	5	7	5	6	0	26
0050 NINTH F	32	36	29	30	31	33	0	79
0051 NINTH G	40	41	33	36	33	35	0	130
0064 LOST CREEK A	50	59	49	63	49	57	0	177
0065 LOST CREEK B	39	39	35	68	40	43	0	300
0066 LOST CREEK C	35	31	27	50	34	44	0	181
0067 LOST CREEK D	56	54	55	67	57	61	0	214

NUMBERED KEY CANVASS
RUN DATE:05/15/06 10:05 AM

VIGO COUNTY, INDIANA
PRIMARY ELECTION
MAY 2, 2006
DEMOCRATIC

OFFICIAL RESULTS
REPORT-EL52 PAGE 0152

WITH 87 OF 87 PRECINCTS REPORTING

US SENATOR

VOTES PERCENT

VOTES PERCENT

Vote For Not More than 1

01 = NO CANDIDATE FILED

02 = OVER VOTES

0

0

03 = UNDER VOTES

17,645

01 02 03

0001 FIRST A	0	0	131
0002 FIRST B	0	0	162
0003 FIRST C	0	0	129
0004 FIRST D	0	0	98
0005 SECOND A	0	0	220
0006 SECOND B	0	0	75
0007 SECOND C	0	0	65
0008 SECOND D	0	0	134
0009 SECOND E	0	0	104
0010 SECOND F	0	0	125
0011 THIRD A	0	0	198
0012 THIRD B	0	0	140
0013 THIRD C	0	0	153
0014 THIRD D	0	0	169
0015 THIRD E	0	0	286
0016 THIRD F	0	0	169
0017 THIRD G	0	0	105
0018 THIRD H	0	0	145
0019 FOURTH A	0	0	33
0020 FOURTH B	0	0	84
0021 FOURTH C	0	0	212
0022 FOURTH D	0	0	185
0023 FIFTH A	0	0	152
0024 FIFTH B	0	0	108
0025 FIFTH C	0	0	47
0026 FIFTH D	0	0	75
0027 FIFTH E	0	0	300
0028 SIXTH A	0	0	263
0029 SIXTH B	0	0	296
0030 SIXTH C	0	0	346
0031 SEVENTH A	0	0	153
0032 SEVENTH B	0	0	140
0033 SEVENTH C	0	0	155
0034 SEVENTH D	0	0	198
0035 SEVENTH E	0	0	209
0036 SEVENTH F	0	0	194
0037 SEVENTH G	0	0	210
0038 EIGHTH A	0	0	288
0039 EIGHTH B	0	0	235
0040 EIGHTH C	0	0	297
0041 EIGHTH D	0	0	235
0042 EIGHTH E	0	0	153
0043 EIGHTH F	0	0	361
0044 EIGHTH G	0	0	236
0045 NINTH A	0	0	186
0046 NINTH B	0	0	12
0047 NINTH C	0	0	2
0048 NINTH D	0	0	332
0049 NINTH E	0	0	80
0050 NINTH F	0	0	238
0051 NINTH G	0	0	354
0052 FAYETTE A	0	0	323
0053 FAYETTE B	0	0	298
0054 HONEY CREEK A	0	0	124

NUMBERED KEY CANVASS
RUN DATE:05/15/06 10:05 AM

VIGO COUNTY, INDIANA
PRIMARY ELECTION
MAY 2, 2006
DEMOCRATIC

OFFICIAL RESULTS
REPORT-EL52 PAGE 0153

WITH 87 OF 87 PRECINCTS REPORTING

US SENATOR

VOTES PERCENT

VOTES PERCENT

Vote For Not More than 1
01 = NO CANDIDATE FILED
02 = OVER VOTES

0
0

03 = UNDER VOTES

17,645

(CONTINUED FROM PREVIOUS PAGE)

	01	02	03
0055 HONEY CREEK B	0	0	252
0056 HONEY CREEK C	0	0	187
0057 HONEY CREEK D	0	0	209
0058 HONEY CREEK E	0	0	195
0059 HONEY CREEK F	0	0	212
0060 HONEY CREEK G	0	0	259
0061 HONEY CREEK H	0	0	241
0062 HONEY CREEK I	0	0	142
0063 LINTON A	0	0	227
0064 LOST CREEK A	0	0	286
0065 LOST CREEK B	0	0	117
0066 LOST CREEK C	0	0	172
0067 LOST CREEK D	0	0	301
0068 NEVINS A	0	0	211
0069 NEVINS B	0	0	211
0070 OTTER CREEK A	0	0	345
0071 OTTER CREEK B	0	0	294
0072 OTTER CREEK C	0	0	203
0073 OTTER CREEK D	0	0	251
0074 OTTER CREEK E	0	0	242
0075 OTTER CREEK F	0	0	207
0076 OTTER CREEK G	0	0	218
0077 PIERSON A	0	0	265
0078 PRAIRIE CREEK A	0	0	197
0079 PRAIRIETON A	0	0	207
0080 RILEY A	0	0	316
0081 RILEY B	0	0	280
0082 SUGAR CREEK A	0	0	357
0083 SUGAR CREEK B	0	0	199
0084 SUGAR CREEK C	0	0	265
0085 SUGAR CREEK D	0	0	291
0086 SUGAR CREEK E	0	0	307
0087 SUGAR CREEK F	0	0	257

WITH 87 OF 87 PRECINCTS REPORTING

US REPRESENTATIVE DIST 8
Vote For Not More than 1
01 = BRAD ELLSWORTH
02 = OVER VOTES

VOTES PERCENT

VOTES PERCENT

12,944 100.00
0

03 = UNDER VOTES

4,701

	01	02	03
0001 FIRST A	96	0	35
0002 FIRST B	130	0	32
0003 FIRST C	95	0	34
0004 FIRST D	63	0	35
0005 SECOND A	164	0	56
0006 SECOND B	56	0	19
0007 SECOND C	53	0	12
0008 SECOND D	107	0	27
0009 SECOND E	76	0	28
0010 SECOND F	97	0	28
0011 THIRD A	152	0	46
0012 THIRD B	111	0	29
0013 THIRD C	94	0	59
0014 THIRD D	134	0	35
0015 THIRD E	209	0	77
0016 THIRD F	122	0	47
0017 THIRD G	75	0	30
0018 THIRD H	117	0	28
0019 FOURTH A	25	0	8
0020 FOURTH B	72	0	12
0021 FOURTH C	160	0	52
0022 FOURTH D	138	0	47
0023 FIFTH A	112	0	40
0024 FIFTH B	86	0	22
0025 FIFTH C	34	0	13
0026 FIFTH D	58	0	17
0027 FIFTH E	221	0	79
0028 SIXTH A	199	0	64
0029 SIXTH B	230	0	66
0030 SIXTH C	266	0	80
0031 SEVENTH A	116	0	37
0032 SEVENTH B	104	0	36
0033 SEVENTH C	111	0	44
0034 SEVENTH D	140	0	58
0035 SEVENTH E	162	0	47
0036 SEVENTH F	148	0	46
0037 SEVENTH G	159	0	51
0038 EIGHTH A	194	0	94
0039 EIGHTH B	183	0	52
0040 EIGHTH C	183	0	114
0041 EIGHTH D	168	0	67
0042 EIGHTH E	114	0	39
0043 EIGHTH F	265	0	96
0044 EIGHTH G	147	0	89
0045 NINTH A	140	0	46
0046 NINTH B	6	0	6
0047 NINTH C	2	0	0
0048 NINTH D	230	0	102
0049 NINTH E	53	0	27
0050 NINTH F	159	0	79
0051 NINTH G	246	0	108
0052 FAYETTE A	253	0	70
0053 FAYETTE B	197	0	101
0054 HONEY CREEK A	96	0	28

WITH 87 OF 87 PRECINCTS REPORTING

US REPRESENTATIVE DIST 8

Vote For Not More than 1

01 = BRAD ELLSWORTH

02 = OVER VOTES

12,944 100.00
0

03 = UNDER VOTES

VOTES PERCENT

4,701

(CONTINUED FROM PREVIOUS PAGE)

	01	02	03
0055 HONEY CREEK B	176	0	76
0056 HONEY CREEK C	128	0	59
0057 HONEY CREEK D	148	0	61
0058 HONEY CREEK E	141	0	54
0059 HONEY CREEK F	156	0	56
0060 HONEY CREEK G	182	0	77
0061 HONEY CREEK H	167	0	74
0062 HONEY CREEK I	94	0	48
0063 LINTON A	169	0	58
0064 LOST CREEK A	195	0	91
0065 LOST CREEK B	90	0	27
0066 LOST CREEK C	123	0	49
0067 LOST CREEK D	223	0	78
0068 NEVINS A	146	0	65
0069 NEVINS B	147	0	64
0070 OTTER CREEK A	251	0	94
0071 OTTER CREEK B	227	0	67
0072 OTTER CREEK C	160	0	43
0073 OTTER CREEK D	186	0	65
0074 OTTER CREEK E	173	0	69
0075 OTTER CREEK F	154	0	53
0076 OTTER CREEK G	162	0	56
0077 PIERSON A	200	0	65
0078 PRAIRIE CREEK A	158	0	39
0079 PRAIRIETON A	150	0	57
0080 RILEY A	211	0	105
0081 RILEY B	200	0	80
0082 SUGAR CREEK A	263	0	94
0083 SUGAR CREEK B	160	0	39
0084 SUGAR CREEK C	204	0	61
0085 SUGAR CREEK D	220	0	71
0086 SUGAR CREEK E	247	0	60
0087 SUGAR CREEK F	205	0	52