

STRUCTURE DATA

STRUCTURE NUMBER	LOCATION				SIZE	DESCRIPTION MANHOLE, INLET, CATCH BASIN, OR SPECIALTY STRUCTURE AND TYPE	LENGTH LFT	VIDEO INSPECTION LENGTH LFT	SKEW	FLOW LINE			SERVICE LIFE YRS	SITE DESIGNATION	pH	BACKFILL METHOD	STRUCTURE BACKFILL CYS	TYPE	GEOTEXTILES SYS	REVIEMENT RIPRAP TON	RIPRAP CLASS 1 TON	RIPRAP CLASS 2 TON	SUMP DEPTH IN.	CONCRETE ANCHOR. 84" EA.	PIPE END SECTION			GRATED BOX END SECTION			SAFETY METAL END SECTION			CONNECT TO STR.	CULVERT ASSET ID	REMARKS		
	STATION	LEFT	RIGHT	CROSS OFFSET FT.						PIPE TYPE	COVER LFT	UP STREAM ELEV.													DOWN STREAM ELEV.	RIPRAP CLASS 1 TON	RIPRAP CLASS 2 TON	CONCRETE ANCHOR. 84" EA.	PIPE END SECTION EA.	GRATED BOX END SECTION TYPE	SLOPE	EA.	SAFETY METAL END SECTION TYPE				SLOPE	EA.
148	LINE "A" 436+75	x		33.3	12 2	Inlet Type C-15 Pipe	31.0			RIM= 1012.00	1016.25 1010.50	75	N	7.0			90	55							1										Outlet Pipe			
149	436+81	x		33.3	12 2	Inlet Type C-15 Pipe	98.0			RIM= 1011.94	1016.19 1010.50	75	N	7.0												1									Outlet Pipe			
150	437+30	x		33.3	12 2	Inlet Type B-15 Pipe	28.0			RIM= 1011.61	1015.86 1011.50	75	N	7.0																						153		
151	437+40	x		33.3	12 2	Inlet Type B-15 Pipe	18.0			RIM= 1011.58	1015.83 1011.00	75	N	7.0																						152		
152	437+62	x		33.3	12 2	Inlet Type C-15 Pipe	30.0			RIM= 1011.00	1015.80 1010.50	75	N	7.0			55	25								1									Outlet Pipe			
153	437+62	x		33.3	12 2	Inlet Type C-15 Pipe	64.0			RIM= 1011.50	1015.80 1011.00	75	N	7.0																					152			
154	437+95	x		33.3	12 2	Inlet Type C-15 Pipe	29.0			RIM= 1011.61	1015.86 1011.50	75	N	7.0																					153			
155	438+00	x		33.3	12 2	Inlet Type B-15 Pipe	34.0			RIM= 1011.63	1015.88 1011.00	75	N	7.0																					152			
156	438+25	x		33.3	12 2	Inlet Type C-15 Pipe	26.0			RIM= 1011.78	1016.03 1011.61	75	N	7.0																						154		
157	438+80	x		33.3	12 2	Inlet Type C-15 Pipe	51.0			RIM= 1012.19	1016.44 1011.78	75	N	7.0																						156	No Curb Box Req'd	
158	439+30	x		33.3	12 2	Inlet Type B-15 Pipe	46.0			RIM= 1012.57	1016.82 1012.19	75	N	7.0																						157		
159	439+90	x		33.3	12 2	Inlet Type C-15 Pipe	29.0			RIM= 1012.27	1017.27 1011.75	75	N	7.0			30	15								1										Outlet Pipe		
160	439+90	x		33.3	12 2	Inlet Type C-15 Pipe	65.0			RIM= 1013.02	1017.27 1012.27	75	N	7.0																						159	No Curb Box Req'd	
161	440+55	x		33.3	12 2	Inlet Type B-15 Pipe	62.0			RIM= 1013.51	1017.76 1013.02	75	N	7.0																						160		
162	440+95	x		27	36 2	Manhole Type J-4 Pipe	62.0			RIM= 1012.16	1018.16 1011.40	75	N	7.0			110		60							1									Outlet Pipe			
163	441+05	x		33.3	12 2	Inlet Type C-15 Pipe	7.0			RIM= 1013.88	1018.13 1013.75	75	N	7.0																						162		
					12 2	Trench Drain Pipe	8.0			1015.19	1015.14																											
					12 2	Pipe	34.0			1015.14	1013.88	75	N	7.0																								
164	441+25	x		33.3	12 2	Inlet Type C-15 Pipe	64.0			RIM= 1014.03	1018.28 1013.75	75	N	7.0																						162	No Curb Box Req'd	
165	441+82	x		33.3	12 2	Inlet Type B-15 Pipe	53.0			RIM= 1014.46	1018.71 1014.03	75	N	7.0																						164		
166	442+50	x		33.3	15 2	Inlet Type C-15 Pipe	3.0			RIM= 1014.97	1019.22 1014.87	75	N	7.0																						167		
	442+92	x		33.3	12 2	Trench Drain Pipe	16.0			1016.33	1016.25																											
					12 2	Pipe	40.0			1016.25	1014.97	75	N	7.0																						166	See Trench Drain Spl. Provisions and Details	
167	442+50	x		27	36 2	Manhole Type J-4 Pipe	151.0			RIM= 1013.32	1019.32 1012.16	75	N	7.0																						162		
168	442+49.6	x		36.1	12 2	Inlet Type B-15 Pipe	59.0			RIM= 1014.95	1019.20 1014.45	75	N	7.0																						167		
169	442+81.8	x		41.6		Existing Manhole																														Adjust Casting to Grade		
170	443+58.6	x		64.6		Existing Catch Basin																														Remove and Plug 10" RCP		
171	443+75	x		27	36 2	Manhole Type J-4 Pipe	121.0			RIM= 1014.26	1020.26 1013.32	75	N	7.0																					167			
172	443+75	x		34.3	12 2	Inlet Type C-15 Pipe	58.0			RIM= 1015.89	1020.14 1015.39	75	N	7.0																						171		
173	443+80	x		34.3	12 2	Inlet Type C-15 Pipe	5.0			RIM= 1015.92	1020.17 1015.80	75	N	7.0																						171		
	444+44	x		34.3	12 2	Trench Drain Pipe	8.0			1017.43	1017.39																											
					12 2	Pipe	62.0			1017.39	1015.92	75	N	7.0																						173		
174	444+55	x		34.3	12 2	Inlet Type B-15 Pipe	76.0			RIM= 1016.49	1020.74 1015.89	75	N	7.0																						172		

RECOMMENDED FOR APPROVAL _____
DESIGN ENGINEER _____ DATE _____

DESIGNED: E.L. DRAWN: A.S.M.
CHECKED: J.L.B. CHECKED: J.P.H.

**INDIANA
DEPARTMENT OF TRANSPORTATION**

STRUCTURE DATA TABLE

HORIZONTAL SCALE N/A	BRIDGE FILE N/A
VERTICAL SCALE N/A	DESIGNATION 1593230
SURVEY BOOK N/A	SHEETS 142 of 227
CONTRACT R-39270	PROJECT 1593230

STRUCTURE DATA

STRUCTURE NUMBER	LOCATION					DESCRIPTION MANHOLE, INLET, CATCH BASIN, OR SPECIALTY STRUCTURE AND TYPE	LENGTH LFT	VIDEO INSPECTION LENGTH LFT	SKEW	FLOW LINE				SERVICE LIFE YRS	SITE DESIGNATION	pH	BACKFILL METHOD	STRUCTURE BACKFILL		TYPE	GEOTEXTILES SYS	REVETMENT RIPRAP TON	RIPRAP CLASS 1 TON	RIPRAP CLASS 2 TON	SUMP DEPTH IN.	CONCRETE ANCHOR, 84" EA.	PIPE END SECTION		GRATED BOX END SECTION			SAFETY METAL END SECTION			CONNECT TO STR.	CULVERT ASSET ID	REMARKS																							
	STATION	LEFT	RIGHT	CROSS	OFFSET FT.					SIZE IN.	PIPE TYPE	COVER LFT	UP STREAM ELEV.					DOWN STREAM ELEV.	CYS								EA.	EA.	TYPE	SLOPE	EA.	TYPE	SLOPE	EA.																										
																																						EA.	EA.	EA.	EA.	EA.																		
175	LINE "A" 445+40	x			34.3	12	2				RIM= 1017.13	1021.38 1017.00	75	N	7.0																			176																										
176	445+40	x			27	36	2				RIM= 1015.49	1021.49 1014.26	75	N	7.0																				171																									
177	445+40		x		34.3	12	2				RIM= 1017.13	1021.38 1016.81	75	N	7.0																				176																									
178	446+45	x			34.3	12	2				RIM= 1017.91	1022.16 1017.81	75	N	7.0																				179																									
	446+74	x			34.3	12	2				8.0 1019.15	1019.11																							178																									
179	446+45	x			27	36	2				RIM= 1016.28	1022.28 1015.49	75	N	7.0																				176																									
180	STR NOT IN USE																																																											Str. Not in Use
181	447+52	x			34.3	12	2				RIM= 1018.71	1022.96 1018.55	75	N	7.0																				182																									
					34.3	12	2				8.0 1019.92	1019.88																																																
					34.3	12	2				23.0 1018.71	1019.88																																																
182	447+52	x			27	36	2				RIM= 1017.08	1023.08 1016.28	75	N	7.0																					179																								
183	447+74.1		x		42.7																																Adjust Casting to Grade																							
184	447+85		x		34.3	12	2				RIM= 1018.96	1023.21 1018.46	75	N	7.0																					182																								
185	448+80	x			34.3	12	2				RIM= 1019.67	1023.92 1019.57	75	N	7.0																					186																								
	449+12	x			34.3	12	2				8.0 1020.93	1020.89																								185																								
					34.3	12	2				30.0 1020.89	1019.67																																																
186	448+80	x			27.0	36	2				RIM= 1018.04	1024.04 1017.58	75	N	7.0																					182																								
187	448+80		x		34.3	12	2				RIM= 1019.67	1023.92 1019.17	75	N	7.0																						186																							
	449+12		x		34.3	12	2				8.0 1020.93	1020.89																									187																							
					34.3	12	2				30.0 1020.89	1019.67																																																
188	449+61	x			27	36	2				RIM= 1018.65	1024.65 1018.04	75	N	7.0																					186																								
189	449+61		x		34.3	12	2				RIM= 1020.28	1024.53 1019.78	75	N	7.0																					188																								
	449+90		x		34.3	12	2				8.0 1021.52	1021.48																									189																							
					34.3	12	2				27.0 1021.48	1020.28																																																
190	449+80	x			34.3	12	2				RIM= 1020.42	1024.67 1020.20	75	N	7.0																					188																								
	450+16	x			34.3	12	2				8.0 1021.71	1021.67																									190																							
					34.3	12	2				34.0 1021.67	1020.42																																																
191	450+45		x		34.3	15	2				RIM= 1020.91	1025.16 1020.41	75	N	7.0																						192																							
	450+74		x		34.3	12	2				16.0 1022.19	1022.11																									191																							
					34.3	12	2				27.0 1022.11	1020.91																																																
192	450+55	x			27.5	36	2				RIM= 1019.35	1025.35 1018.65	75	N	7.0																						188																							
193	450+80	x			34.3	12	2				RIM= 1021.17	1025.42 1021.00	75	N	7.0																						192																							
194	451+20	x			34.3	12	2				RIM= 1021.47	1025.72 1021.17	75	N	7.0																						193																							
195	451+55	x			34.3	15	2				RIM= 1021.74	1025.99 1021.64	75	N	7.0																						196																							
	451+86	x			34.3	12	2				12.0 1023.01	1022.95																									195																							
					34.3	12	2				30.0 1022.95	1021.74																																																
196	451+55	x			27.5	36	2				RIM= 1020.10	1026.10 1019.35	75	N	7.0																						192																							
197	451+97		x		34.3	18	2				RIM= 1022.05	1026.30 1021.50	75	N	7.0																						196																							
	452+28		x		34.3	12	2				20.0 1023.35	1023.25																									197																							
					34.3	12	2				29.0 1023.25	1022.05																																																

RECOMMENDED FOR APPROVAL _____
DESIGN ENGINEER DATE

DESIGNED: E.L. DRAWN: A.S.M.
CHECKED: J.L.B. CHECKED: J.P.H.

INDIANA DEPARTMENT OF TRANSPORTATION

STRUCTURE DATA TABLE

HORIZONTAL SCALE N/A	BRIDGE FILE N/A
VERTICAL SCALE N/A	DESIGNATION 1593230
SURVEY BOOK N/A	SHEETS 143 of 227
CONTRACT R-39270	PROJECT 1593230

STRUCTURE DATA

STRUCTURE NUMBER	LOCATION				SIZE FT IN.	PIPE TYPE	DESCRIPTION MANHOLE, INLET, CATCH BASIN, OR SPECIALTY STRUCTURE AND TYPE	LENGTH LFT	VIDEO INSPECTION LENGTH LFT	SKEW	FLOW LINE			SERVICE LIFE YRS	SITE DESIGNATION	pH	BACKFILL METHOD	STRUCTURE BACKFILL CYS	TYPE	GEOTEXTILES SYS	REVTMENT RIPRAP TON	RIPRAP CLASS 1 TON	RIPRAP CLASS 2 TON	SUMP DEPTH IN.	CONCRETE ANCHOR .84" EA.	PIPE END SECTION EA.	GRATED BOX END SECTION			SAFETY METAL END SECTION			CONNECT TO STR.	CULVERT ASSET ID	REMARKS		
	STATION	LEFT	RIGHT	CROSS OFFSET FT							COVER LFT	UP STREAM ELEV.	DOWN STREAM ELEV.														RIM= ELEV.	RIM= ELEV.	TYPE	SLOPE	EA.	TYPE				SLOPE	EA.
266	LINE "A" 472+37		x	27		2	Manhole Type J-4 Pipe	80.0				RIM= 1025.70 1020.26	1020.05	75	N	7.0																		269			
267	472+56		x	34.3		2	Inlet Type C-15 Pipe	60.0				RIM= 1025.46 1021.21	1020.83	75	N	7.0																		270			
	472+30		x	34.3		2	Trench Drain Pipe	16.0 24.0				RIM= 1022.33 1022.43	1022.35	75	N	7.0																			267		
268	473+21.5		x	34.3		2	Inlet Type C-15 Pipe	4.0				RIM= 1025.07 1020.82	1020.62	75	N	7.0																			269		
	472+94		x	34.3		2	Trench Drain Pipe	8.0 28.0				RIM= 1022.01 1021.97	1021.97	75	N	7.0																			268		
269	473+21.5		x	27		2	Mnahole Type J-4 Pipe	105.0				RIM= 1025.19 1020.05	1019.69	75	N	7.0																			274		
270	473+20		x	34.3		2	Inlet C-15 Pipe	48.0				RIM= 1025.08 1020.83	1020.52	75	N	7.0																			271		
271	473+72		x	34.3		2	Inlet Type C-15 Pipe	58.0				RIM= 1024.77 1020.52	1019.86	75	N	7.0																			272		
272	474+29.3		x	56.8		2	Inlet Type J-10 Pipe	61.0				RIM= 1024.22 1019.86	1019.40	75	N	7.0																			277		
273	474+30		x	34.3		2	Inlet Type C-15 Pipe	4.0				RIM= 1024.42 1020.17	1019.97	75	N	7.0																			274		
	473+76		x	34.3		2	Trench Drain Pipe	8.0 52.0				RIM= 1021.51 1021.47	1021.47	75	N	7.0																			273		
274	474+30		x	27		2	Manhole Type J-4 Pipe	96.0				RIM= 1024.54 1019.69	1019.32	75	N	7.0																			277		
275	474+61		x	34.3		2	Inlet B-15 Pipe	34.0				RIM= 1024.23 1019.98	1019.86	75	N	7.0																			272		
276	474+90.6		x	80.6		2	Manhole Type J-4 Pipe	5.0				RIM= 1023.50 1018.60	1018.42	75	N	7.0																			Connect to existing pipe		
277	474+94.5		x	50		2	Manhole Type J-4 Pipe	26.0				RIM= 1024.35 1019.32	1018.60	75	N	7.0																			276		
278	475+10		x	34.3		2	Inlet Type C-15 Pipe	18.0				RIM= 1023.94 1019.69	1019.60	75	N	7.0																			277		
279	475+40		x	34.3		2	Inlet Type B-15 Pipe	82.0				RIM= 1023.76 1019.51	1019.00	75	N	7.0																			280		
280	476+25		x	34.3		2	Inlet Type C-15 Pipe	78.0				RIM= 1023.25 1019.00	1018.51	75	N	7.0																			282		
281	476+55		x	34.3		2	Inlet Type B-15 Pipe	105.0				RIM= 1023.07 1018.82	1018.16	75	N	7.0																			283		
282	477+07		x	34.3		2	Inlet Type C-15 Pipe	87.0				RIM= 1022.76 1018.51	1017.97	75	N	7.0																			283A		
283	477+65		x	34.3		2	Inlet Type C-15 Pipe	104.0				RIM= 1022.41 1018.16	1017.50	75	N	7.0																			284		
283A	477+97		x	34.3		2	Inlet Type C-15 Pipe	73.0				RIM= 1022.22 1017.97	1017.50	75	N	7.0																			285		
284	478+74		x	34.3		2	Inlet Type C-15 Pipe	58.0				RIM= 1021.75 1017.50	1017.00	75	N	7.0																			286		
285	478+74		x	34.3		2	Inlet Type C-15 Pipe	4.0				RIM= 1021.75 1017.50	1017.30	75	N	7.0																			286		
286	478+74		x	27		2	Manhole Type C-4 Pipe	123.0				RIM= 1021.87 1015.87	1015.12	75	N	7.0																			287		
287	480+00		x	27		2	Manhole Type C-4 Pipe	122.0				RIM= 1021.12 1015.12	1014.37	75	N	7.0																			291		
288	480+00		x	34.3		2	Inlet Type B-15 Pipe	4.0				RIM= 1021.00 1016.75	1016.55	75	N	7.0																			287		
289	480+00		x	34.3		2	Inlet Type B-15 Pipe	58.0				RIM= 1021.00 1016.75	1016.25	75	N	7.0																			287		
290	481+25		x	34.3		2	Inlet Type B-15 Pipe	4.0				RIM= 1020.25 1016.00	1015.80	75	N	7.0																			291		
291	481+25		x	27		2	Manhole Type C-4 Pipe	122.0				RIM= 1020.37 1014.37	1013.62	75	N	7.0																			294		

RECOMMENDED FOR APPROVAL _____
DESIGN ENGINEER _____ DATE _____

DESIGNED: E.L. DRAWN: A.S.M.
CHECKED: J.L.B. CHECKED: J.P.H.

**INDIANA
DEPARTMENT OF TRANSPORTATION**

STRUCTURE DATA TABLE

HORIZONTAL SCALE N/A	BRIDGE FILE N/A
VERTICAL SCALE N/A	DESIGNATION 1593230
SURVEY BOOK N/A	SHEETS 147 of 227
CONTRACT R-39270	PROJECT 1593230

STRUCTURE DATA

STRUCTURE NUMBER	LOCATION					DESCRIPTION MANHOLE, INLET, CATCH BASIN, OR SPECIALTY STRUCTURE AND TYPE	LENGTH LFT	VIDEO INSPECTION LENGTH LFT	SKEW	FLOW LINE				PH	BACKFILL METHOD	STRUCTURE BACKFILL CYS	TYPE	GEOTEXTILES SYS	REVTMENT RIPRAP TON	RIPRAP CLASS 1 TON	RIPRAP CLASS 2 TON	SUMP DEPTH IN.	CONCRETE ANCHOR. 84" EA.	PIPE END SECTION EA.	GRATED BOX END SECTION			SAFETY METAL END SECTION			CONNECT TO STR.	CULVERT ASSET ID	REMARKS				
	STATION	LEFT	RIGHT	CROSS	OFFSET FT					SIZE IN.	PIPE TYPE	COVER LFT	UP STREAM ELEV.												DOWN STREAM ELEV.	SERVICE LIFE YRS	SITE DESIGNATION	TYPE	SLOPE	EA.				TYPE	SLOPE	EA.	
																																					TYPE
319	LINE "A" STR NOT IN USE																																				
320	490+50	x			34.3	12 2																												318			
321	491+50		x		34.3	12 2																													322		
322	491+50		x		27.0	24 2																													326		
323	491+50	x			34.3	12 2																													322		
324	492+44.3	x			39.7	12 2																													327		
325	493+80		x		34.3	12 2																													326		
326	493+80		x		27.0	30 2																													329		
327	493+80	x			34.3	12 2																													326		
328	496+75	x			34.3	12 2																													330		
329	496+86	x			27	18 2 30 2																													330	Outlet Pipe	
330	496+85.5	x			45	30 2																													330	Connect to existing pipe 1-30" to 18" reducer	
331	497+00		x		34.3	12 2																													329		
332	STR NOT IN USE																																			Structure not in use	
333	STR NOT IN USE																																			Structure not in use	
334	498+30		x		34.3	12 2																														337	
335	498+65.1	x			35.5	12 2																														336	
336	499+85.1	x			45.1	12 2																														341	
337	499+85		x		34.3	12 2																														338	
338	501+35		x		34.3	15 2																														340	
339	501+39.1		x		59.7	18 2 6 2 6 2 6 2																														340	Connected from existing 6" pipe NE Connected from existing 6" pipe E Connected from existing 6" pipe SE
340	501+45		x		43.5	18 2																														342	
341	501+55	x			46.3	15 2																														342	
342	501+87.5	x			74	18 2																														342	Outlet Pipe
343	502+25		x		34.3	12 2																														345	
344	502+50	x			46.3	12 2																														347	
345	502+40		x		34.3	12 2																														346	
346	502+80		x		34.3	12 2																														348	

RECOMMENDED FOR APPROVAL _____
DESIGN ENGINEER DATE

DESIGNED: E.L. DRAWN: A.S.M.
CHECKED: J.L.B. CHECKED: J.P.H.

**INDIANA
DEPARTMENT OF TRANSPORTATION**

STRUCTURE DATA TABLE

HORIZONTAL SCALE N/A	BRIDGE FILE N/A
VERTICAL SCALE N/A	DESIGNATION 1593230
SURVEY BOOK N/A	SHEETS 149 of 227
CONTRACT R-39270	PROJECT 1593230

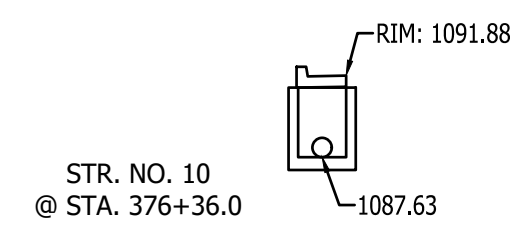
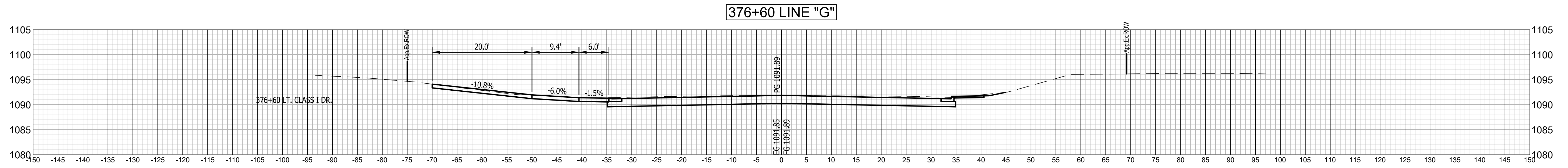
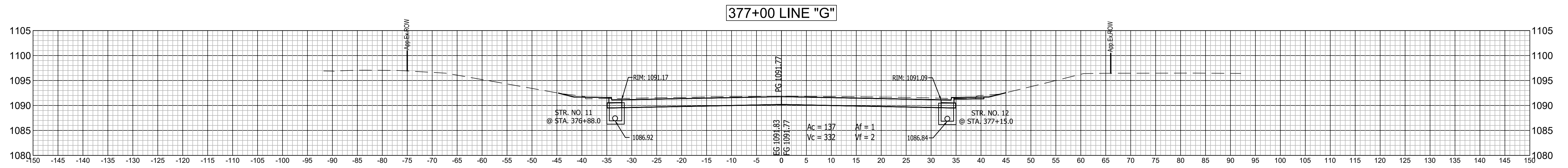
STRUCTURE DATA																																														
STRUCTURE NUMBER	LOCATION				SIZE	PIPE TYPE	DESCRIPTION MANHOLE, INLET, CATCH BASIN, OR SPECIALTY STRUCTURE AND TYPE	LENGTH	VIDEO INSPECTION LENGTH	SKEW	FLOW LINE				SERVICE LIFE	SITE DESIGNATION	pH	BACKFILL METHOD	STRUCTURE BACKFILL	TYPE	GEOTEXTILES	REVTMENT RIPRAP	RIPRAP CLASS 1	RIPRAP CLASS 2	SUMP DEPTH	CONCRETE ANCHOR. 84"	PIPE END SECTION	GRATED BOX END SECTION			SAFETY METAL END SECTION			CONNECT TO STR.	CULVERT ASSET ID	REMARKS										
	STATION	LEFT	RIGHT	CROSS							OFFSET	LFT	ELEV.	DOWN STREAM														ELEV.	YRS	CYS	SYS	TON	TON				TON	IN.	EA.	EA.	TYPE	SLOPE	EA.	TYPE	SLOPE	EA.
	LINE "A"																																													
376	515+01.4	x			44.1																													Adjust Casting To Grade												
377	515+70	x			34.3	12	2		71.0																									374												
378	515+70		x		34.3	12	2		71.0																									375												
379	516+15		x		40.5																														Casting, 4, Furnish and Adjust to Grade											
380	516+45.2		x		42.5	12	2		16.0																									382	Casting, 4, Furnish and Adjust to Grade											
381	516+60	x			36	12	2		36.0																										385											
382	516+61.8		x		35.5	12	2		69.0																										381	No Curb Box Req'd										
383	516+96.3		x		54																															Adjst Casting To Grade										
384	516+96.9	x			44.4																															Adjust Casting To Grade										
385	517+00	x			36.7	12	2		6.0																											384										
386	517+35.6	x			37.3	12	2		32.0																											385										
387	517+37.7		x		8.8																																Adjust Casting To Grade									
388	517+41.1		x		23																																Adjust Casting To Grade									
389	517+50.1		x		39.3	12	2		75.0																												386									
390	517+80	x			38.1	12	2		40.0																												386									
391	517+80.1		x		42.8	12	2		26.0																												389									
392	518+09.8		x		46.2	12	2		26																												391									
393	518+22.4	x			38.9	12	2		38.0																												390									
394	518+22.4	x			43.1																																	Adjust Casting to Grade								
395	518+30		x		47.8																																	Adjust Casting to Grade, Remove Curb Box								
396	518+50	x			39.3	12	2		8.0																													Connect to Existing Inlet at 518+39.6								
397	519+98.5	x			48.7																																	Adjust Casting to Grade								
398	520+72.8	x			45.0																																	Remove Curb Box								
399	522+08.5	x			52.0																																	Adjust Casting to Grade								

RECOMMENDED FOR APPROVAL _____		DESIGN ENGINEER _____ DATE _____	
DESIGNED: E.L.	DRAWN: A.S.M		
CHECKED: J.L.B.	CHECKED: J.P.H.		

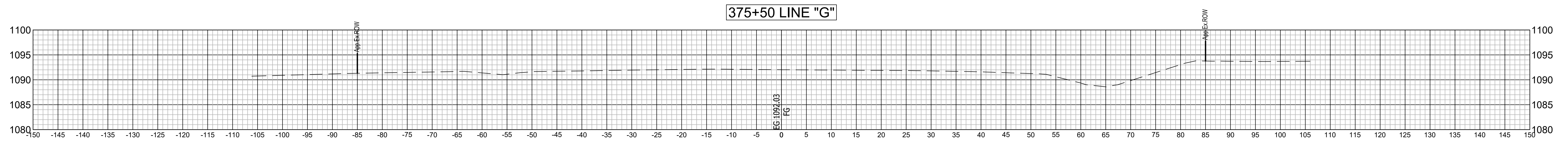
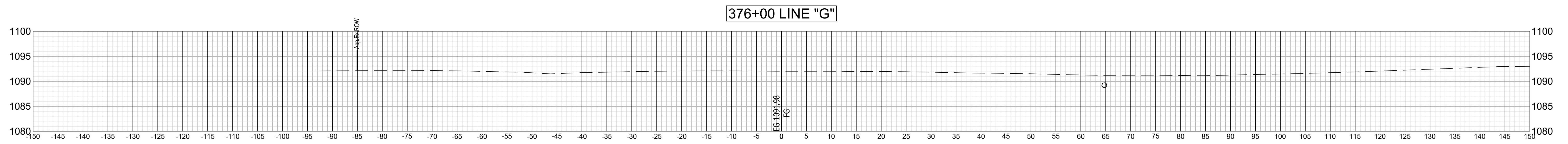
INDIANA DEPARTMENT OF TRANSPORTATION

STRUCTURE DATA TABLE

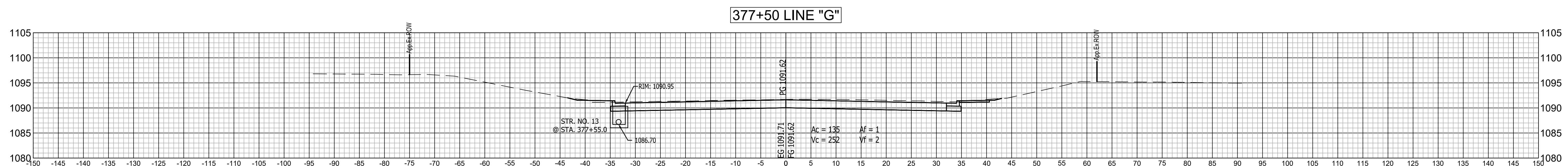
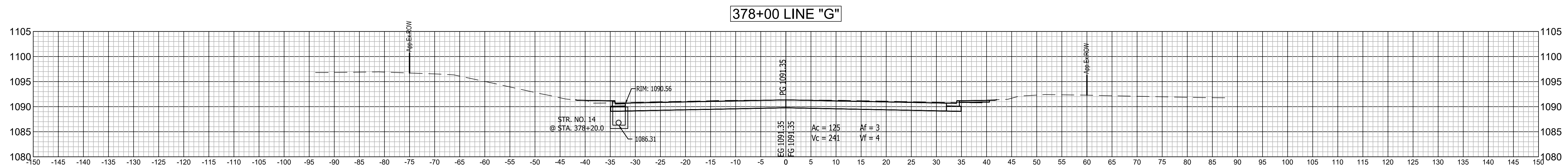
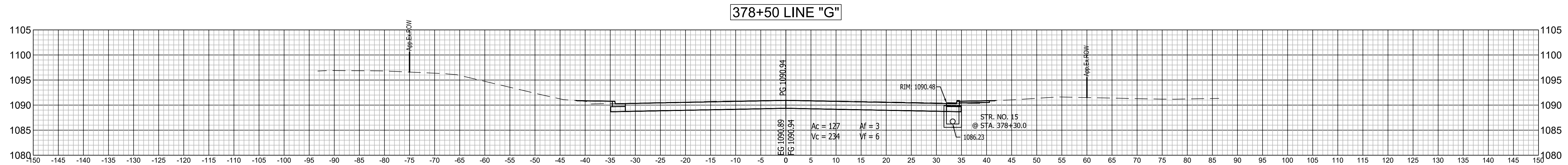
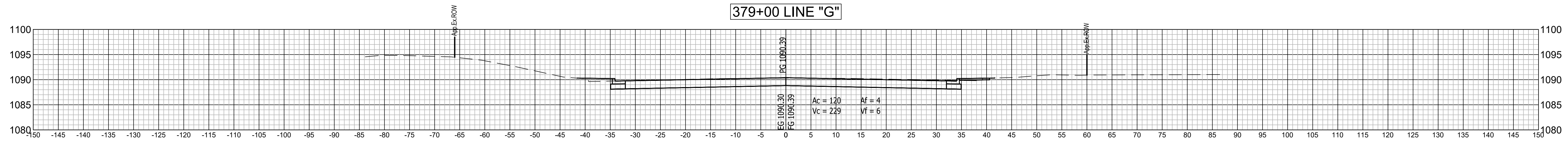
HORIZONTAL SCALE	BRIDGE FILE
N/A	N/A
VERTICAL SCALE	DESIGNATION
N/A	1593230
SURVEY BOOK	SHEETS
N/A	151 of 227
CONTRACT	PROJECT
R-39270	1593230



BEGIN PROJECT NO. 1593230
 STA. 376+50 LINE "G"
 BEGIN EARTHWORK
 Ac = 138 Af = 1
 Vc = 0 Vf = 0



	RECOMMENDED FOR APPROVAL _____	DESIGN ENGINEER _____	DATE _____	INDIANA DEPARTMENT OF TRANSPORTATION LINE G - CROSS SECTIONS	HORIZONTAL SCALE 1" = 10'	BRIDGE FILE N/A
	DESIGNED: J.P.H.	DRAWN: J.P.H.			VERTICAL SCALE 1" = 10'	DESIGNATION 1593230
	CHECKED: J.L.B.	CHECKED: J.L.B.			SURVEY BOOK N/A	SHEETS 152 of 227
					CONTRACT R-39270	PROJECT 1593230

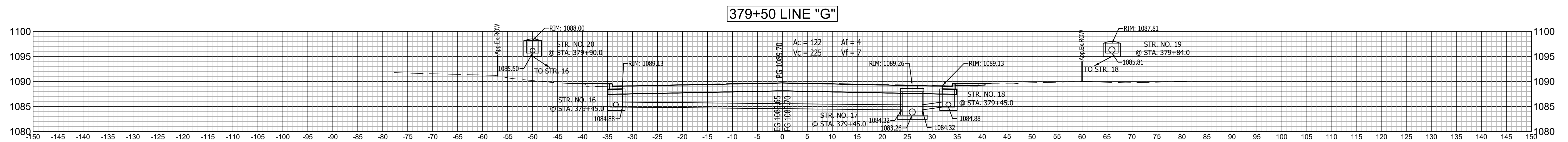
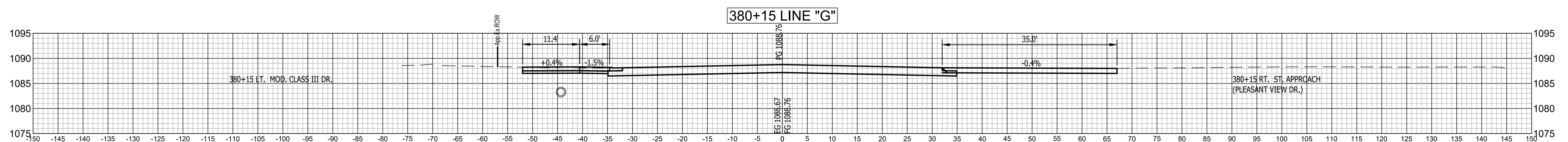
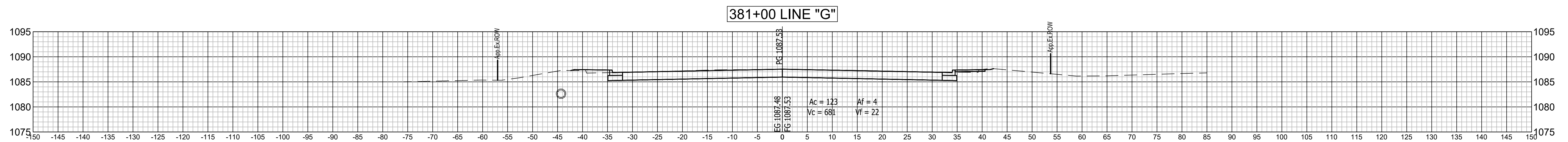
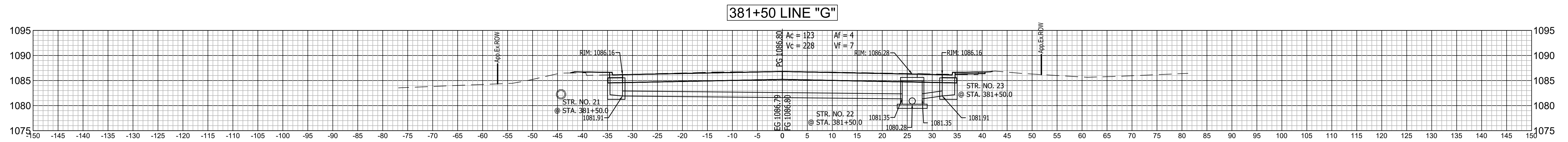


RECOMMENDED FOR APPROVAL _____		DESIGN ENGINEER _____ DATE _____	
DESIGNED: J.P.H.	DRAWN: J.P.H.		
CHECKED: J.L.B.	CHECKED: J.L.B.		

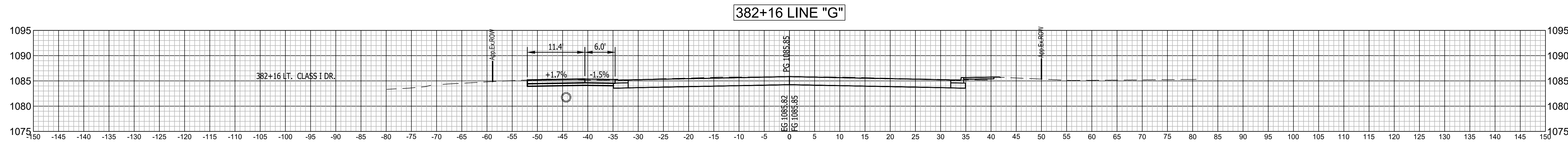
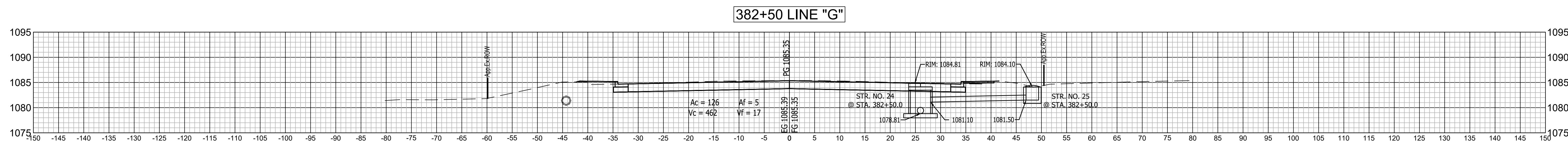
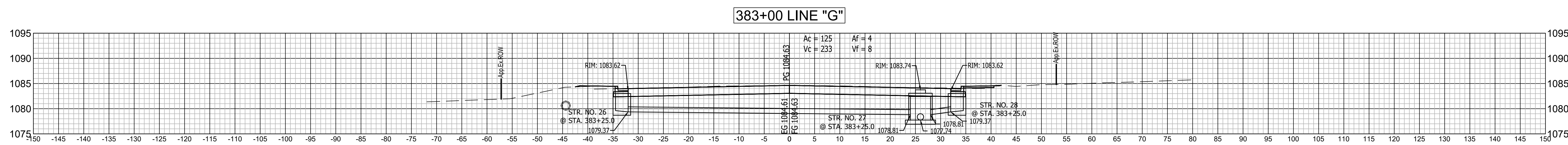
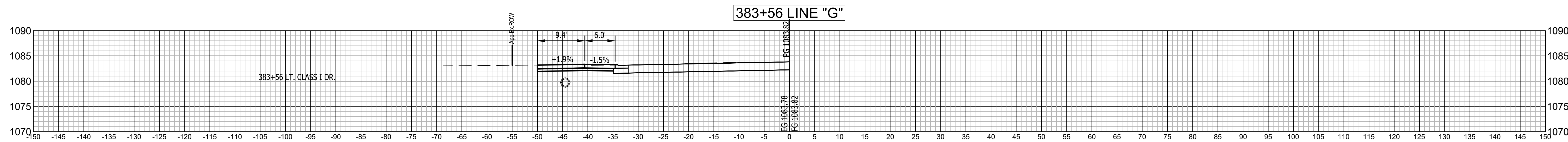
**INDIANA
DEPARTMENT OF TRANSPORTATION**

LINE G - CROSS SECTIONS

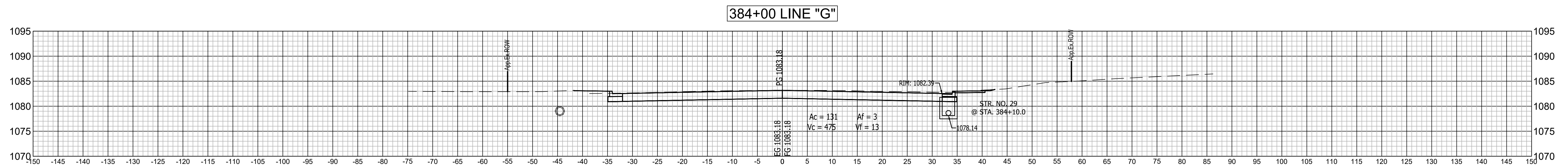
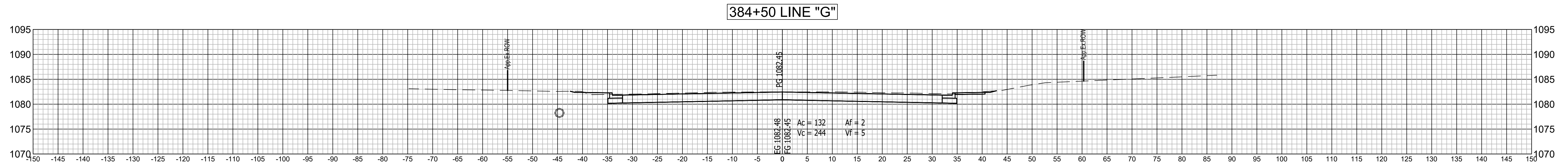
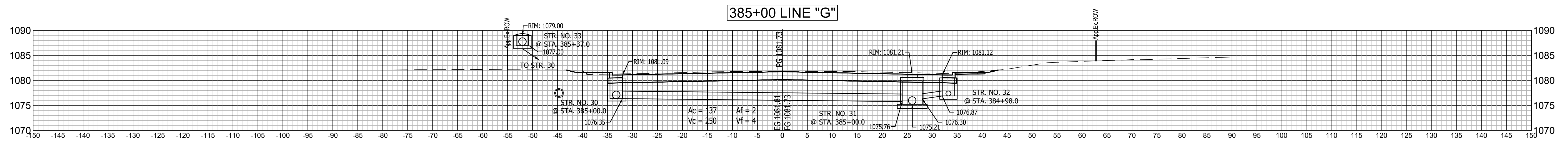
HORIZONTAL SCALE 1" = 10'	BRIDGE FILE N/A
VERTICAL SCALE 1" = 10'	DESIGNATION 1593230
SURVEY BOOK N/A	SHEETS 153 of 227
CONTRACT R-39270	PROJECT 1593230



	RECOMMENDED FOR APPROVAL _____ DESIGN ENGINEER DATE	INDIANA DEPARTMENT OF TRANSPORTATION	HORIZONTAL SCALE 1" = 10' VERTICAL SCALE 1" = 10'	BRIDGE FILE N/A DESIGNATION 1593230
	DESIGNED: J.P.H. DRAWN: J.P.H. CHECKED: J.L.B. CHECKED: J.L.B.	LINE G - CROSS SECTIONS	SURVEY BOOK N/A CONTRACT R-39270	SHEETS 154 of 227 PROJECT 1593230

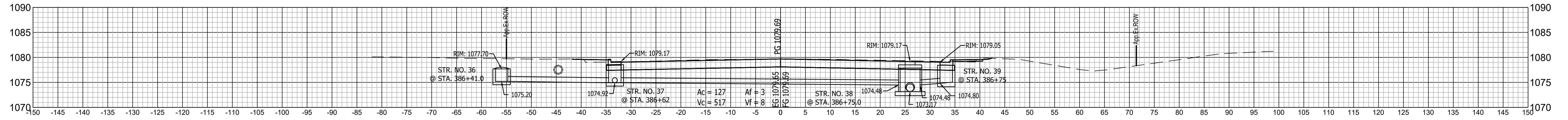


	RECOMMENDED FOR APPROVAL		INDIANA DEPARTMENT OF TRANSPORTATION	HORIZONTAL SCALE	BRIDGE FILE
	DESIGN ENGINEER	DATE		1" = 10'	N/A
DESIGNED: J.P.H.	DRAWN: J.P.H.			VERTICAL SCALE	DESIGNATION
CHECKED: J.L.B.	CHECKED: J.L.B.			1" = 10'	1593230
			LINE G - CROSS SECTIONS	SURVEY BOOK	SHEETS
				N/A	155 of 227
				CONTRACT	PROJECT
				R-39270	1593230

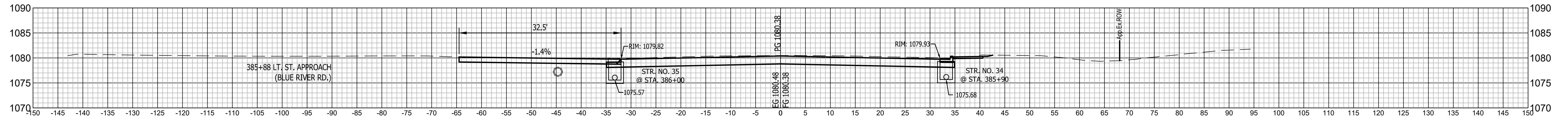


	RECOMMENDED FOR APPROVAL _____ DESIGN ENGINEER DATE	INDIANA DEPARTMENT OF TRANSPORTATION	HORIZONTAL SCALE 1" = 10' VERTICAL SCALE 1" = 10'	BRIDGE FILE N/A DESIGNATION 1593230
	DESIGNED: J.P.H. DRAWN: J.P.H. CHECKED: J.L.B. CHECKED: J.L.B.	LINE G - CROSS SECTIONS	SURVEY BOOK N/A CONTRACT R-39270	SHEETS 156 of 227 PROJECT 1593230

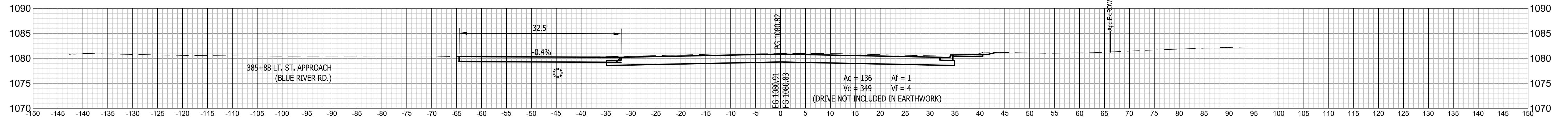
386+75 LINE "G"



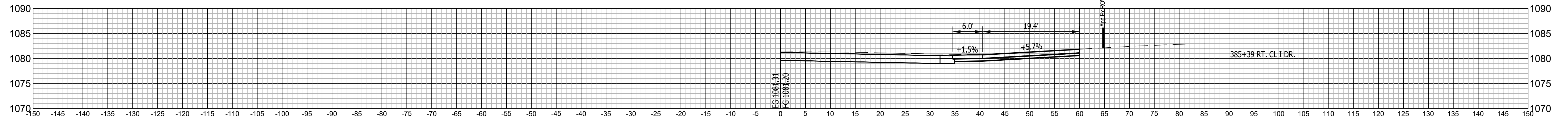
386+07 LINE "G"



385+69 LINE "G"



385+39 LINE "G"



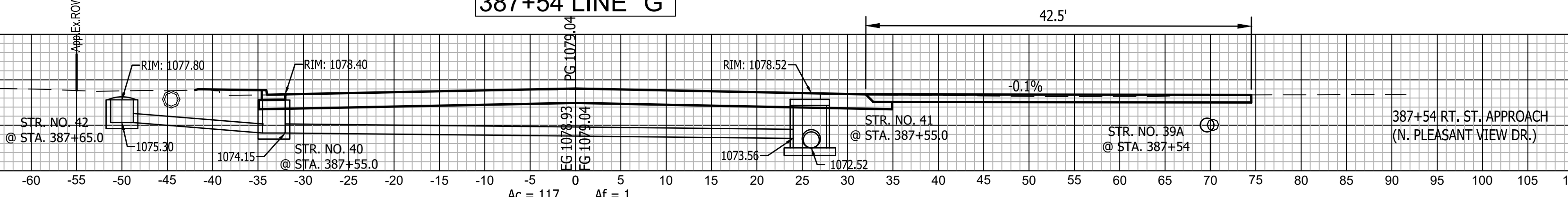
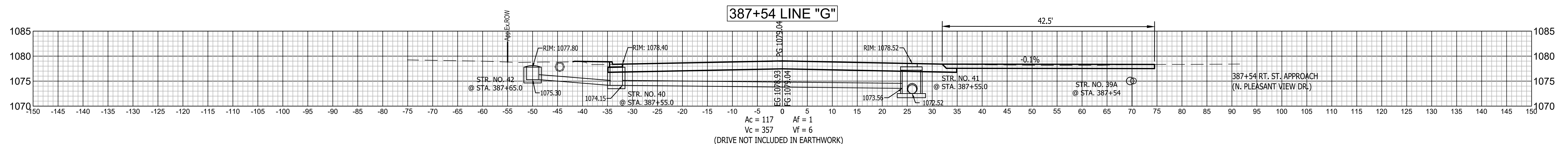
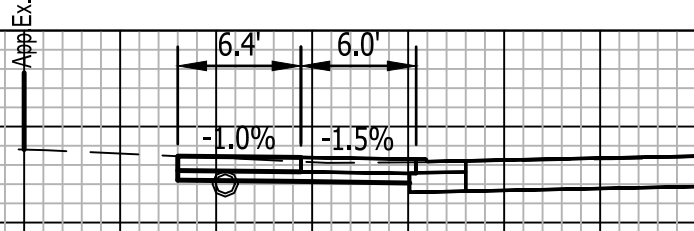
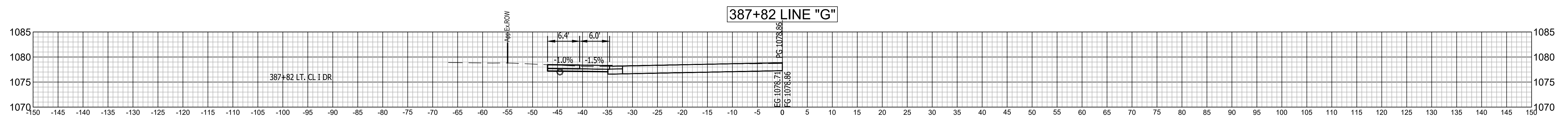
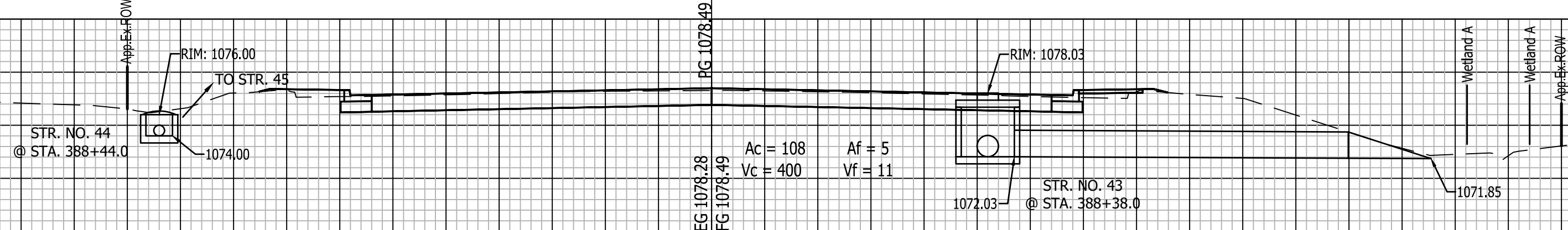
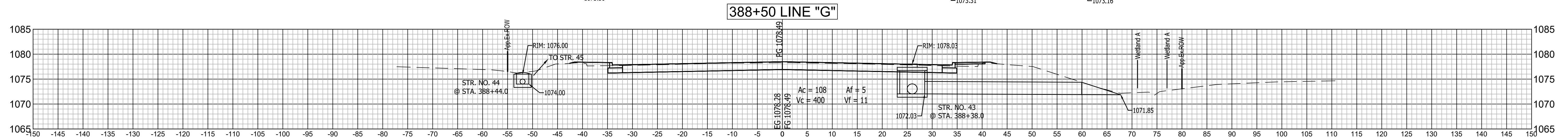
RECOMMENDED FOR APPROVAL _____
DESIGN ENGINEER DATE

DESIGNED: J.P.H. DRAWN: J.P.H.
CHECKED: J.L.B. CHECKED: J.L.B.

INDIANA DEPARTMENT OF TRANSPORTATION

LINE G - CROSS SECTIONS

HORIZONTAL SCALE	BRIDGE FILE
1" = 10'	N/A
VERTICAL SCALE	DESIGNATION
1" = 10'	1593230
SURVEY BOOK	SHEETS
N/A	157 of 227
CONTRACT	PROJECT
R-39270	1593230



(DRIVE NOT INCLUDED IN EARTHWORK)

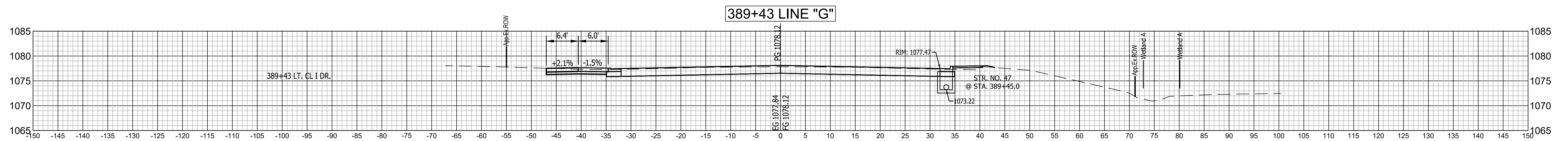
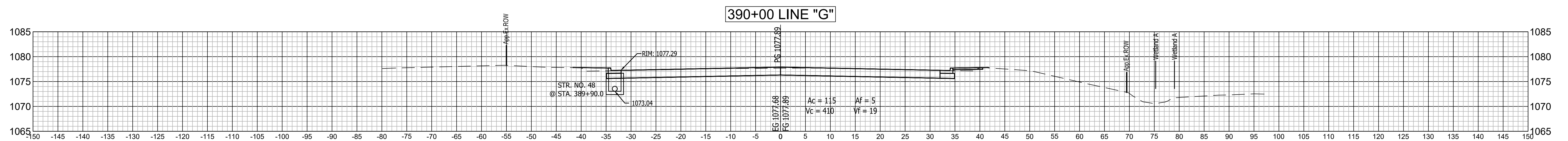
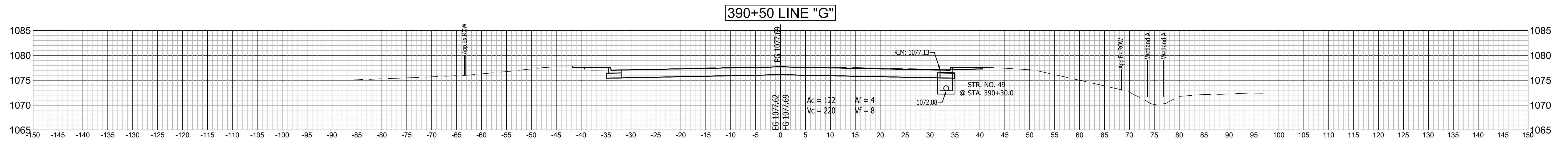
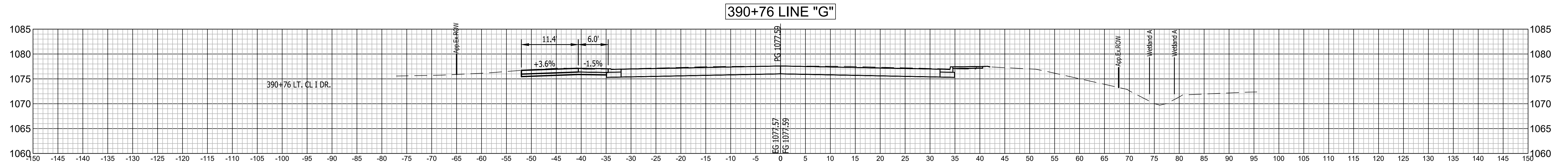
RECOMMENDED FOR APPROVAL _____
DESIGN ENGINEER DATE

DESIGNED: J.P.H. DRAWN: J.P.H.
CHECKED: J.L.B. CHECKED: J.L.B.

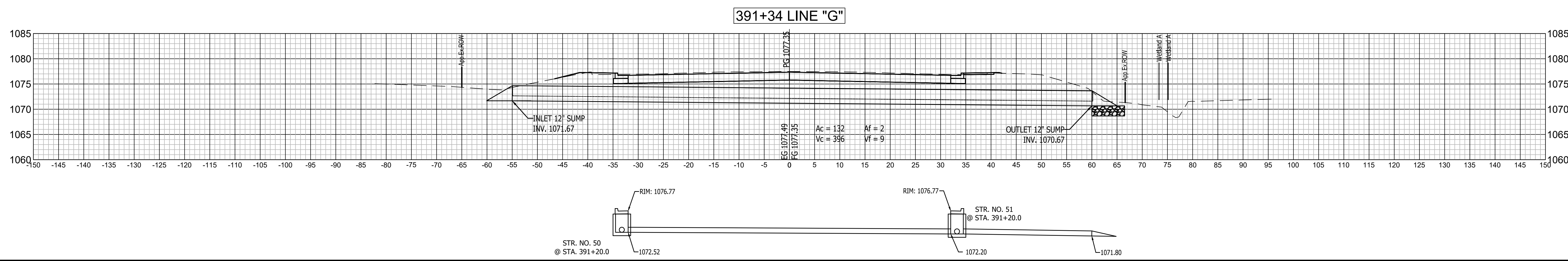
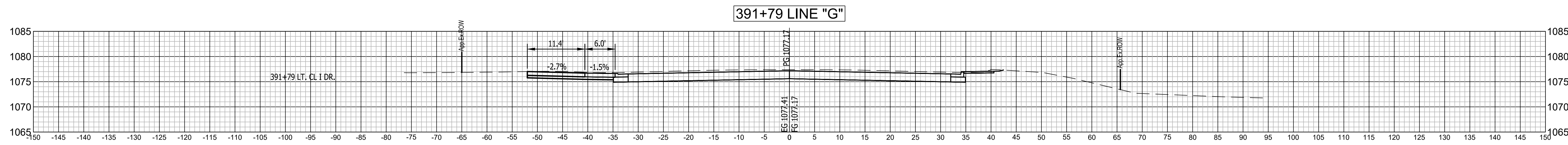
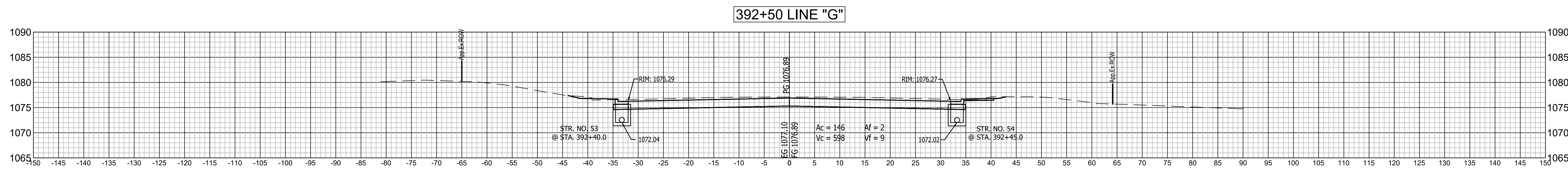
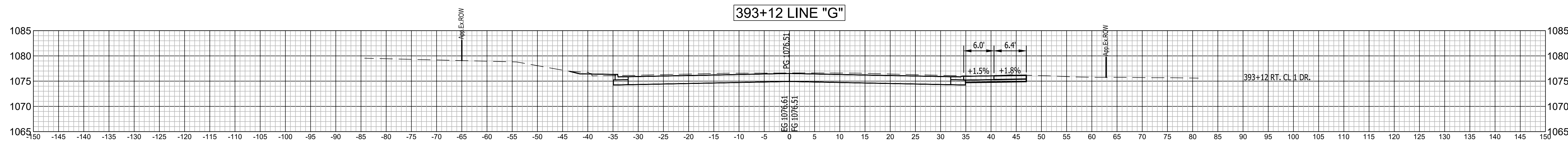
INDIANA DEPARTMENT OF TRANSPORTATION

LINE G - CROSS SECTIONS

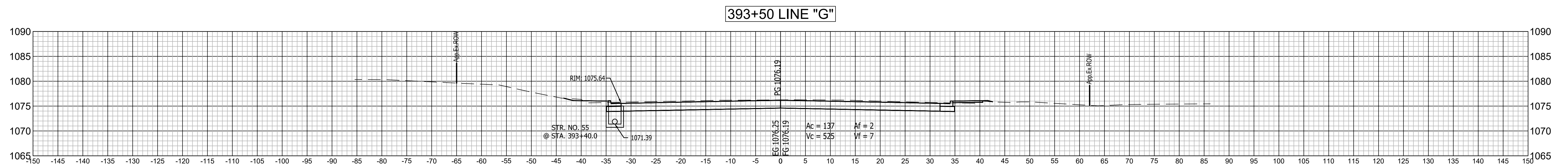
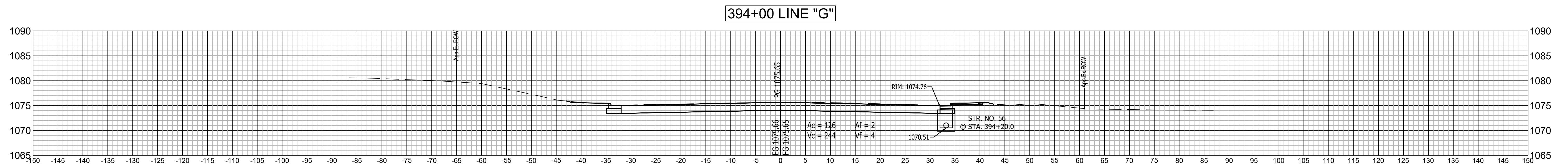
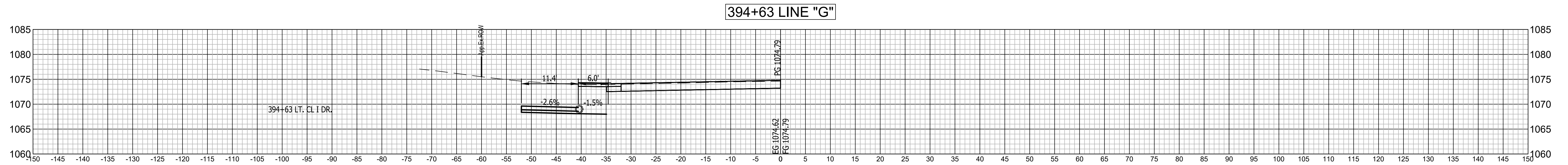
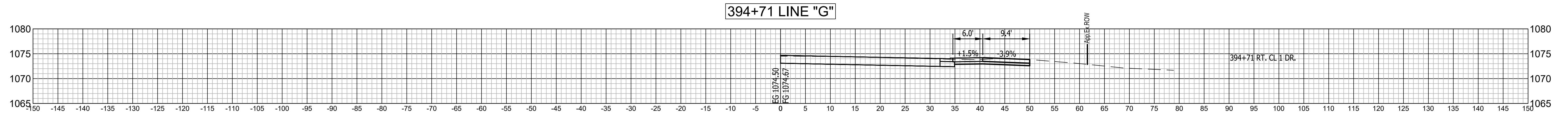
HORIZONTAL SCALE	BRIDGE FILE
1" = 10'	N/A
VERTICAL SCALE	DESIGNATION
1" = 10'	1593230
SURVEY BOOK	SHEETS
N/A	158 of 227
CONTRACT	PROJECT
R-39270	1593230



	RECOMMENDED FOR APPROVAL _____	DESIGN ENGINEER _____	DATE _____	INDIANA DEPARTMENT OF TRANSPORTATION		HORIZONTAL SCALE 1" = 10'	BRIDGE FILE N/A
	DESIGNED: J.P.H.	DRAWN: J.P.H.		LINE G - CROSS SECTIONS		VERTICAL SCALE 1" = 10'	DESIGNATION 1593230
	CHECKED: J.L.B.	CHECKED: J.L.B.				SURVEY BOOK N/A	SHEETS 159 of 227
						CONTRACT R-39270	PROJECT 1593230



RECOMMENDED FOR APPROVAL	DESIGN ENGINEER	DATE	INDIANA DEPARTMENT OF TRANSPORTATION	HORIZONTAL SCALE	BRIDGE FILE
				1" = 10'	N/A
DESIGNED: J.P.H.	DRAWN: J.P.H.		LINE G - CROSS SECTIONS	VERTICAL SCALE	DESIGNATION
CHECKED: J.L.B.	CHECKED: J.L.B.			1" = 10'	1593230
				SURVEY BOOK	SHEETS
				N/A	160 of 227
				CONTRACT	PROJECT
				R-39270	1593230



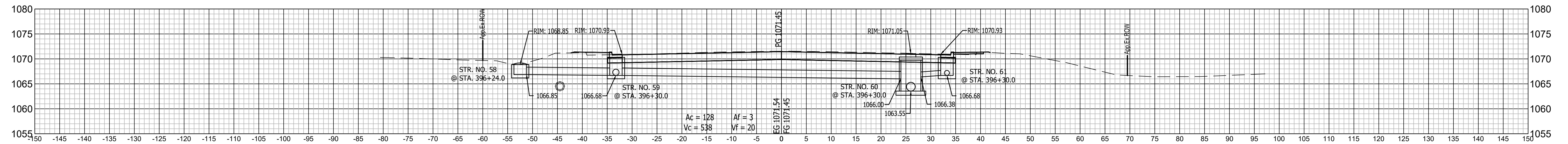
RECOMMENDED FOR APPROVAL _____		DESIGN ENGINEER _____ DATE _____	
DESIGNED: J.P.H.	DRAWN: J.P.H.		
CHECKED: J.L.B.	CHECKED: J.L.B.		

INDIANA DEPARTMENT OF TRANSPORTATION

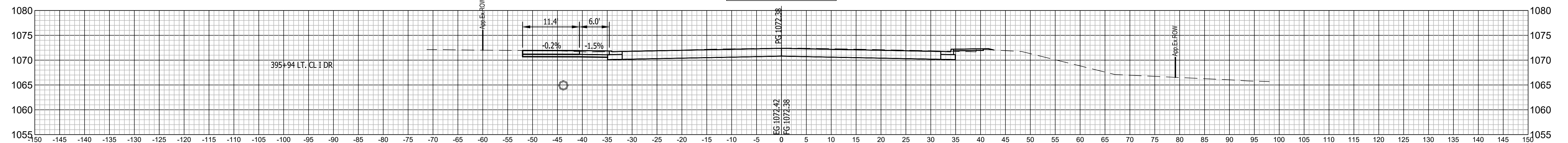
LINE G - CROSS SECTIONS

HORIZONTAL SCALE 1" = 10'	BRIDGE FILE N/A
VERTICAL SCALE 1" = 10'	DESIGNATION 1593230
SURVEY BOOK N/A	SHEETS 161 of 227
CONTRACT R-39270	PROJECT 1593230

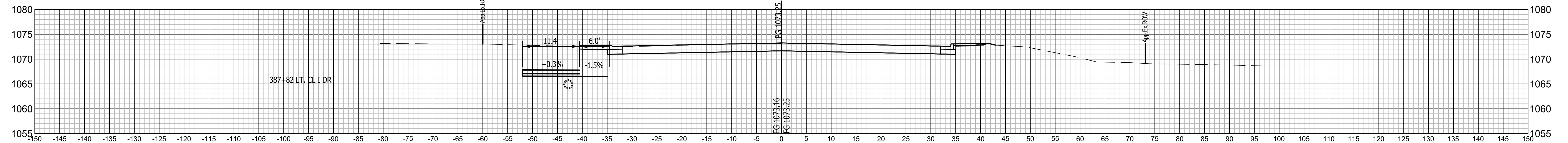
396+35 LINE "G"



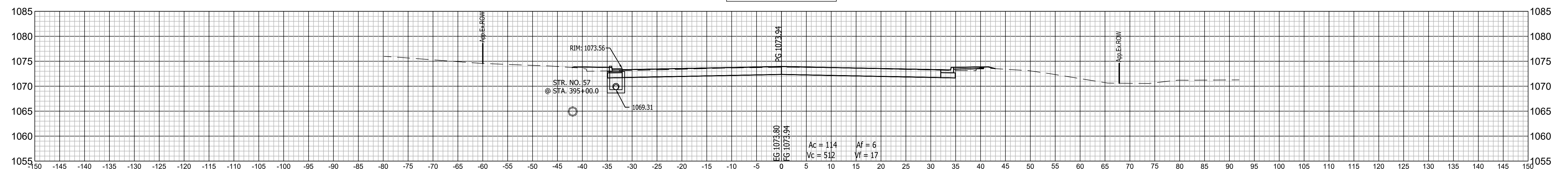
395+94 LINE "G"



395+52 LINE "G"



395+15 LINE "G"



RECOMMENDED FOR APPROVAL _____
DESIGN ENGINEER DATE

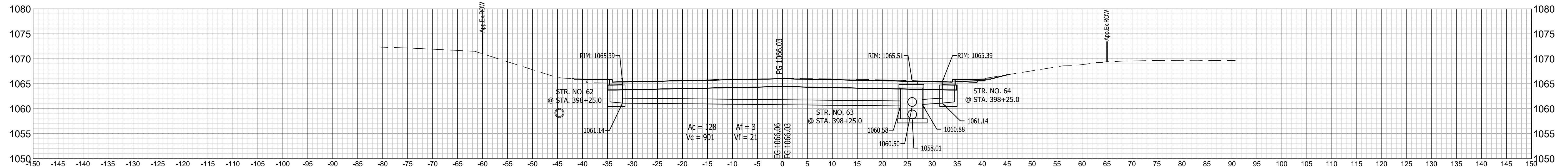
DESIGNED: J.P.H. DRAWN: J.P.H.
CHECKED: J.L.B. CHECKED: J.L.B.

INDIANA DEPARTMENT OF TRANSPORTATION

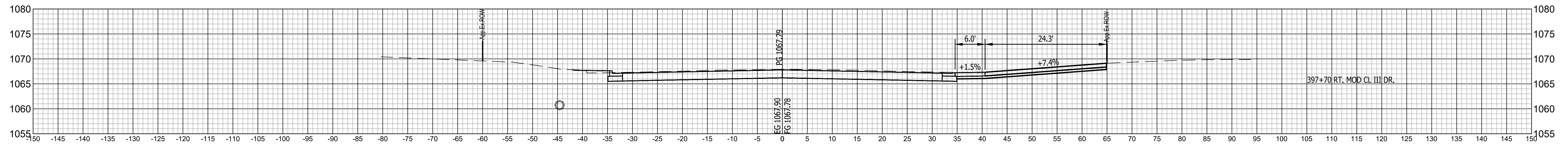
LINE G - CROSS SECTIONS

HORIZONTAL SCALE 1" = 10'	BRIDGE FILE N/A
VERTICAL SCALE 1" = 10'	DESIGNATION 1593230
SURVEY BOOK N/A	SHEETS 162 of 227
CONTRACT R-39270	PROJECT 1593230

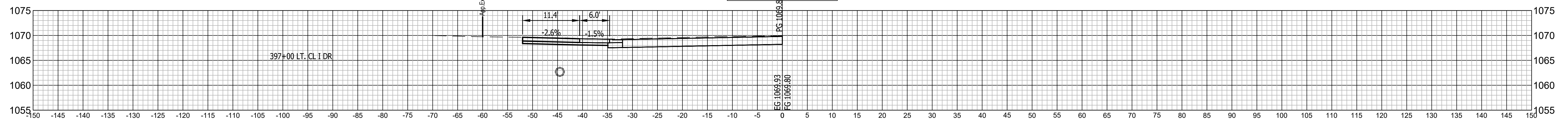
398+25 LINE "G"



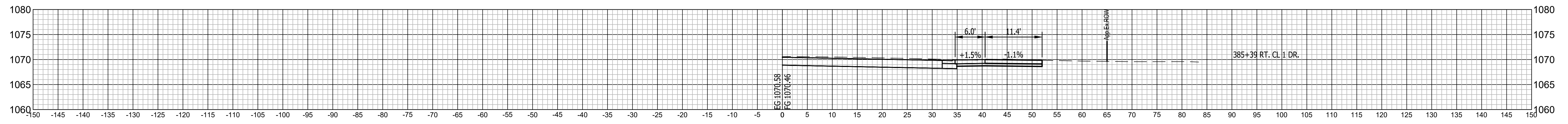
397+70 LINE "G"



397+00 LINE "G"



396+75 LINE "G"

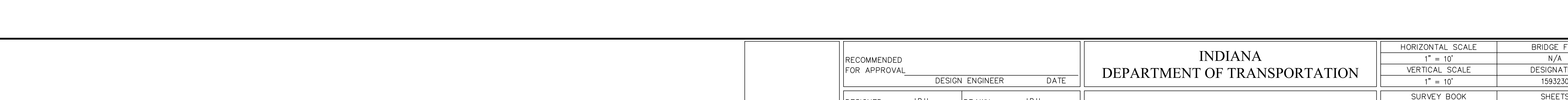
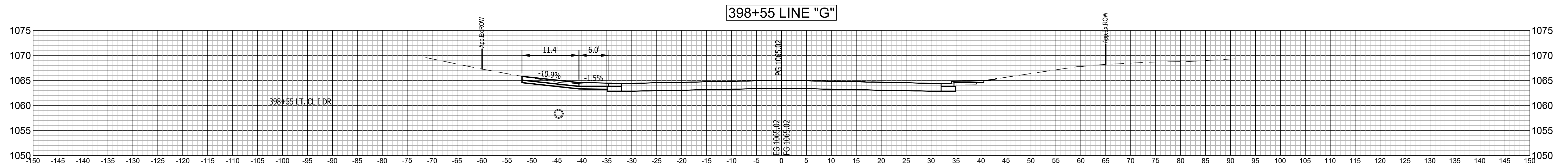
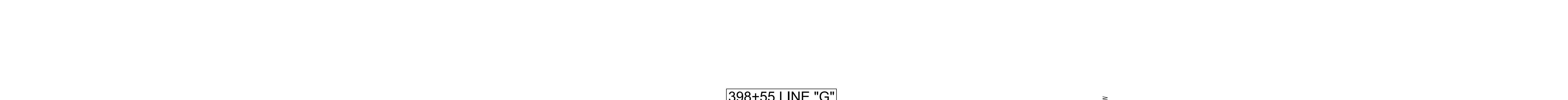
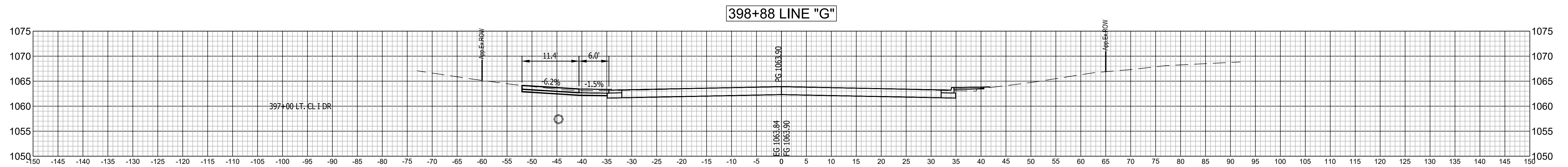
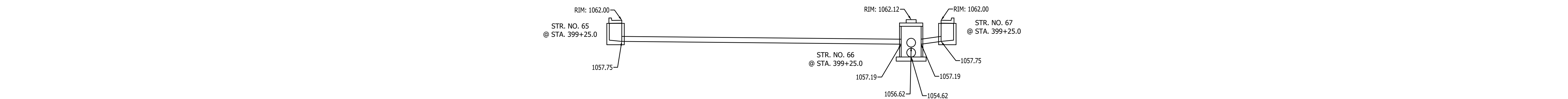
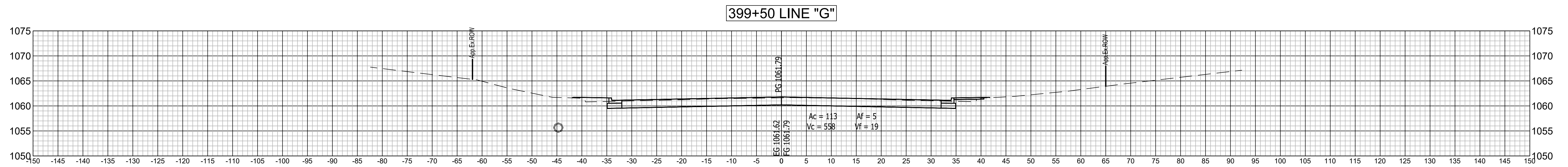


RECOMMENDED FOR APPROVAL		DESIGN ENGINEER	DATE
DESIGNED: J.P.H.	DRAWN: J.P.H.		
CHECKED: J.L.B.	CHECKED: J.L.B.		

**INDIANA
DEPARTMENT OF TRANSPORTATION**

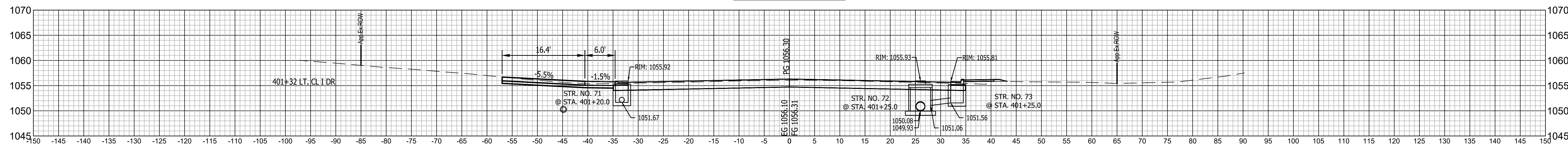
LINE G - CROSS SECTIONS

HORIZONTAL SCALE	BRIDGE FILE
1" = 10'	N/A
VERTICAL SCALE	DESIGNATION
1" = 10'	1593230
SURVEY BOOK	SHEETS
N/A	163 of 227
CONTRACT	PROJECT
R-39270	1593230

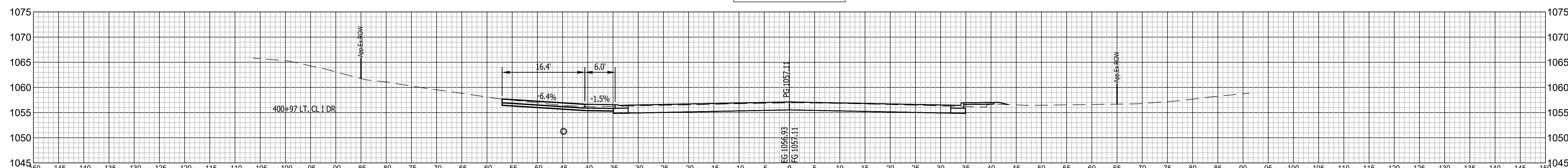


	RECOMMENDED FOR APPROVAL _____ DESIGN ENGINEER DATE	INDIANA DEPARTMENT OF TRANSPORTATION	HORIZONTAL SCALE 1" = 10' VERTICAL SCALE 1" = 10'	BRIDGE FILE N/A DESIGNATION 1593230
	DESIGNED: J.P.H. DRAWN: J.P.H. CHECKED: J.L.B. CHECKED: J.L.B.	LINE G - CROSS SECTIONS	SURVEY BOOK N/A CONTRACT R-39270	SHEETS 164 of 227 PROJECT 1593230

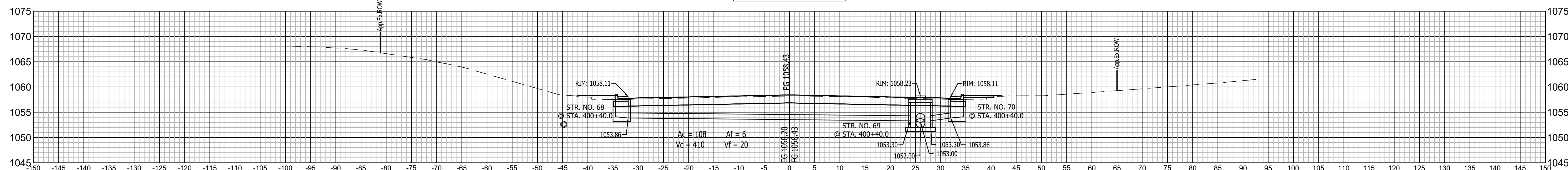
401+32 LINE "G"



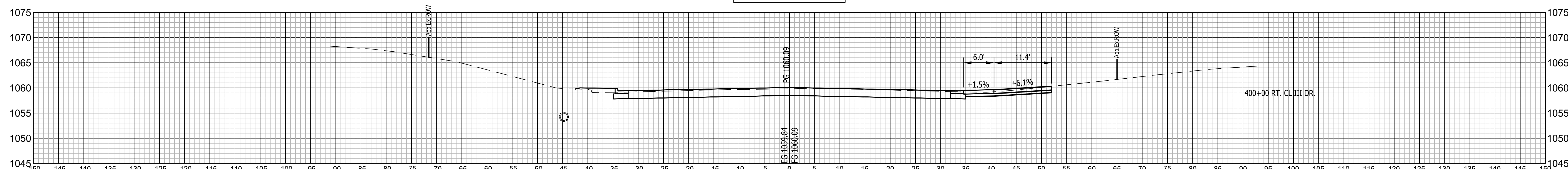
400+97 LINE "G"



400+50 LINE "G"



400+00 LINE "G"

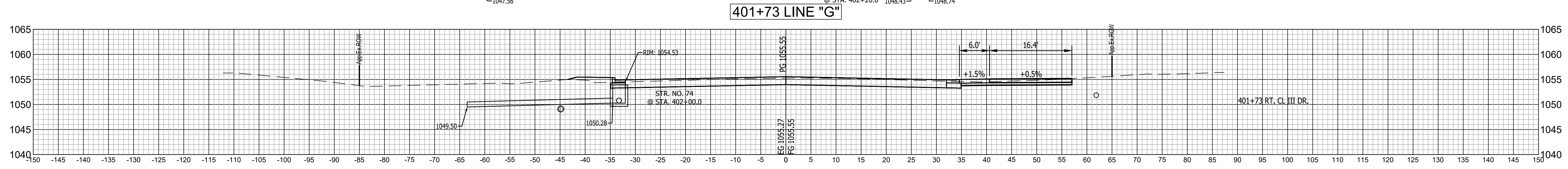
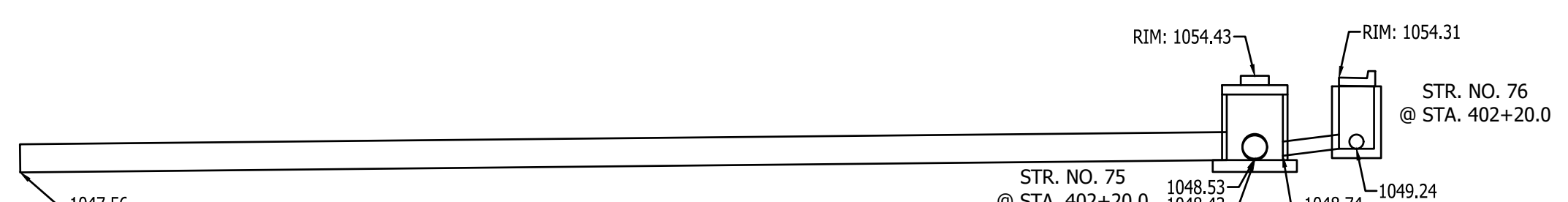
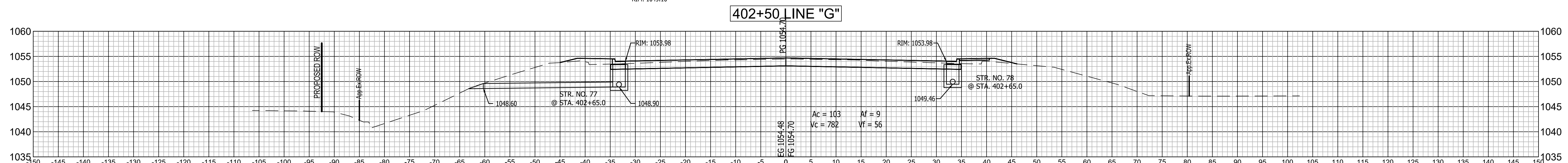
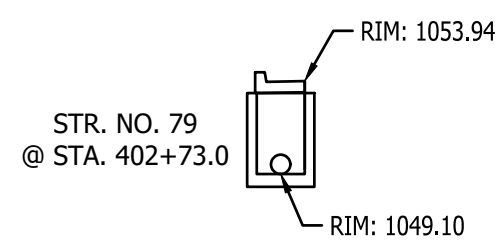
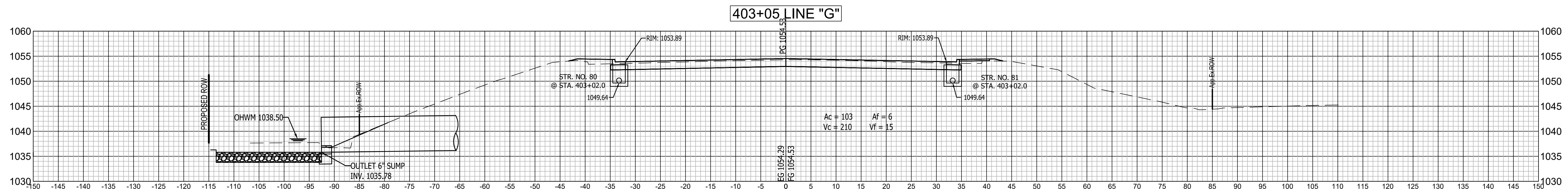
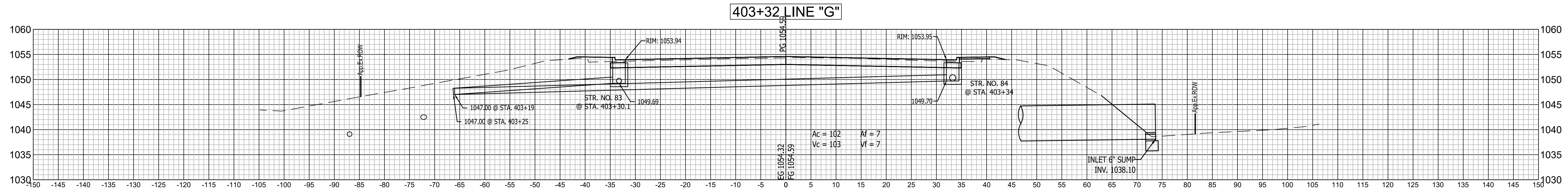


RECOMMENDED FOR APPROVAL	DESIGN ENGINEER	DATE
DESIGNED: J.P.H.	DRAWN: J.P.H.	
CHECKED: J.L.B.	CHECKED: J.L.B.	

INDIANA DEPARTMENT OF TRANSPORTATION

LINE G - CROSS SECTIONS

HORIZONTAL SCALE	BRIDGE FILE
1" = 10'	N/A
VERTICAL SCALE	DESIGNATION
1" = 10'	1593230
SURVEY BOOK	SHEETS
N/A	165 of 227
CONTRACT	PROJECT
R-39270	1593230



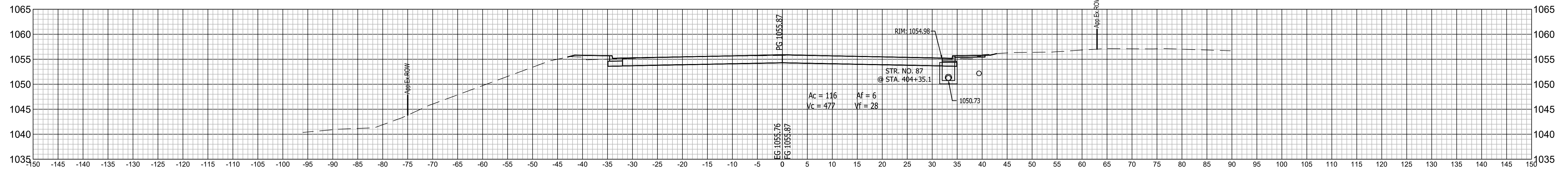
RECOMMENDED FOR APPROVAL	DESIGN ENGINEER	DATE
DESIGNED: J.P.H.	DRAWN: J.P.H.	
CHECKED: J.L.B.	CHECKED: J.L.B.	

INDIANA DEPARTMENT OF TRANSPORTATION

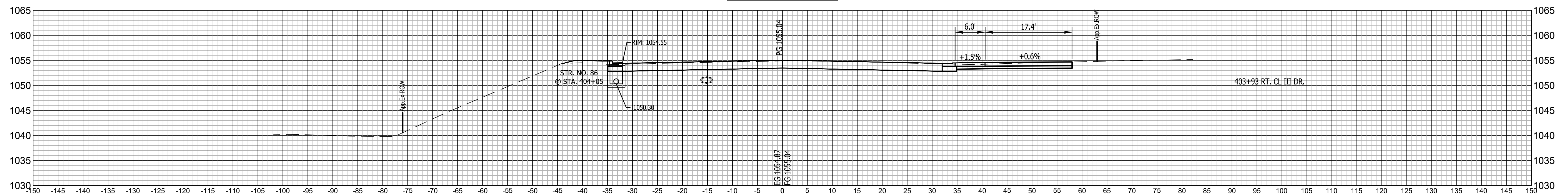
LINE G - CROSS SECTIONS

HORIZONTAL SCALE	BRIDGE FILE
1" = 10'	N/A
VERTICAL SCALE	DESIGNATION
1" = 10'	1593230
SURVEY BOOK	SHEETS
N/A	166 of 227
CONTRACT	PROJECT
R-39270	1593230

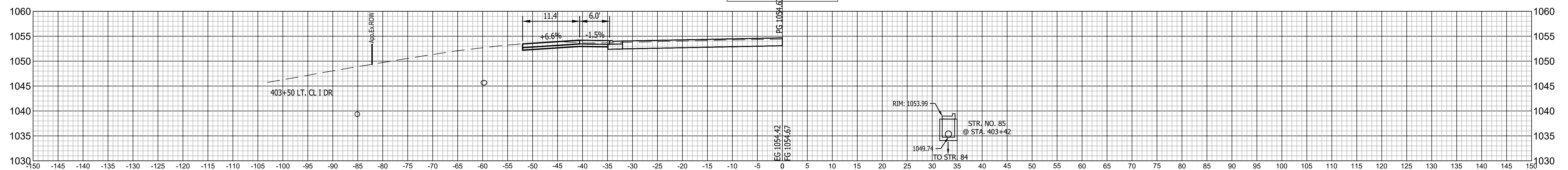
404+50 LINE "G"



403+93 LINE "G"



403+50 LINE "G"

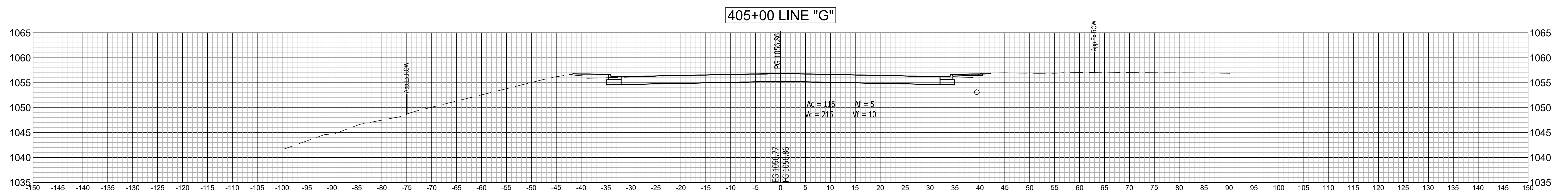
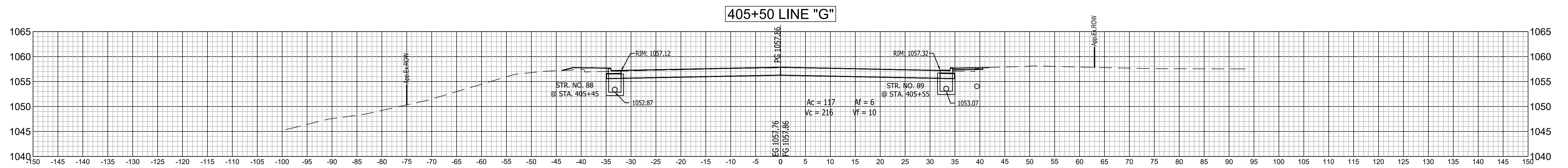
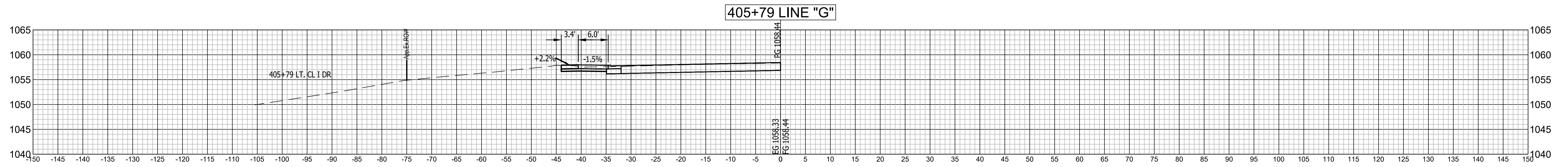


RECOMMENDED FOR APPROVAL _____		DESIGN ENGINEER _____ DATE _____	
DESIGNED: J.P.H.	DRAWN: J.P.H.		
CHECKED: J.L.B.	CHECKED: J.L.B.		

**INDIANA
DEPARTMENT OF TRANSPORTATION**

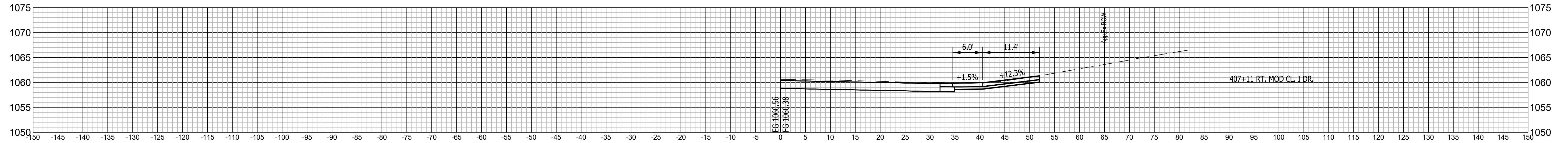
LINE G - CROSS SECTIONS

HORIZONTAL SCALE 1" = 10'	BRIDGE FILE N/A
VERTICAL SCALE 1" = 10'	DESIGNATION 1593230
SURVEY BOOK N/A	SHEETS 167 of 227
CONTRACT R-39270	PROJECT 1593230

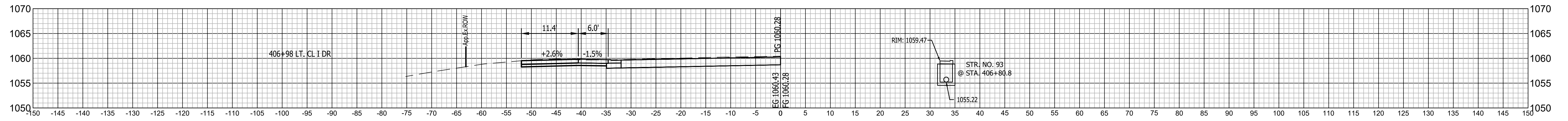


	RECOMMENDED FOR APPROVAL _____	DESIGN ENGINEER _____	DATE _____	INDIANA DEPARTMENT OF TRANSPORTATION	HORIZONTAL SCALE 1" = 10'	BRIDGE FILE N/A
	DESIGNED: J.P.H.	DRAWN: J.P.H.			VERTICAL SCALE 1" = 10'	DESIGNATION 1593230
	CHECKED: J.L.B.	CHECKED: J.L.B.		LINE G - CROSS SECTIONS	SURVEY BOOK N/A	SHEETS 168 of 227
					CONTRACT R-39270	PROJECT 1593230

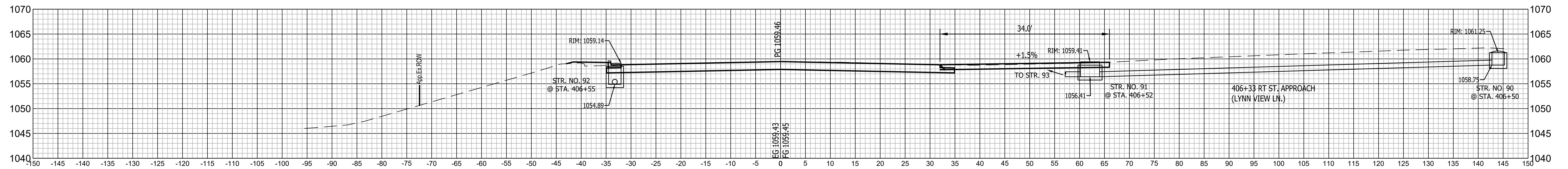
407+11 LINE "G"



406+98 LINE "G"



406+33 LINE "G"



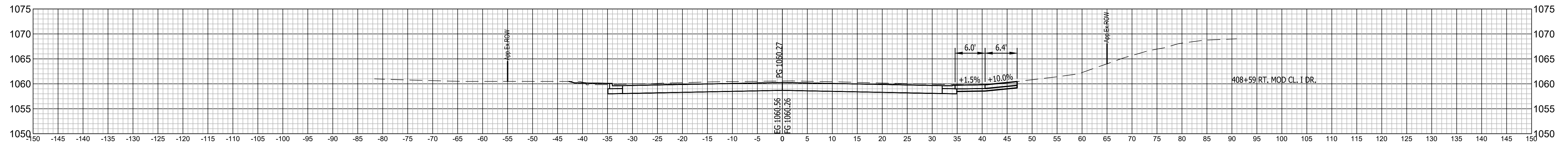
RECOMMENDED FOR APPROVAL	DESIGN ENGINEER	DATE
DESIGNED: J.P.H.	DRAWN: J.P.H.	
CHECKED: J.L.B.	CHECKED: J.L.B.	

**INDIANA
DEPARTMENT OF TRANSPORTATION**

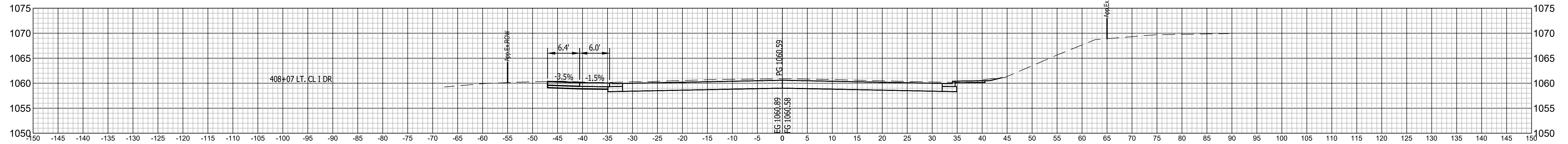
LINE G - CROSS SECTIONS

HORIZONTAL SCALE 1" = 10'	BRIDGE FILE N/A
VERTICAL SCALE 1" = 10'	DESIGNATION 1593230
SURVEY BOOK N/A	SHEETS 169 of 227
CONTRACT R-39270	PROJECT 1593230

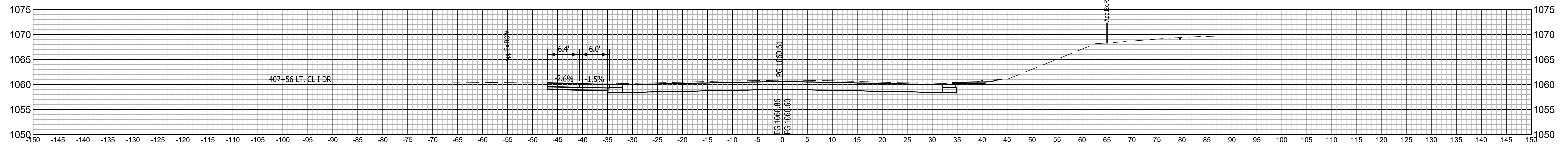
408+59 LINE "G"



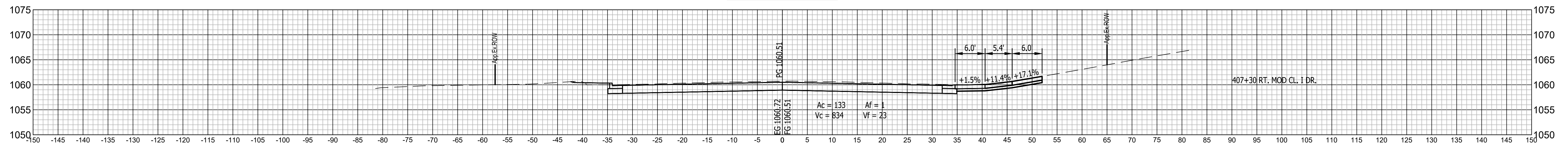
408+07 LINE "G"



407+56 LINE "G"



407+30 LINE "G"



RECOMMENDED FOR APPROVAL _____
DESIGN ENGINEER DATE

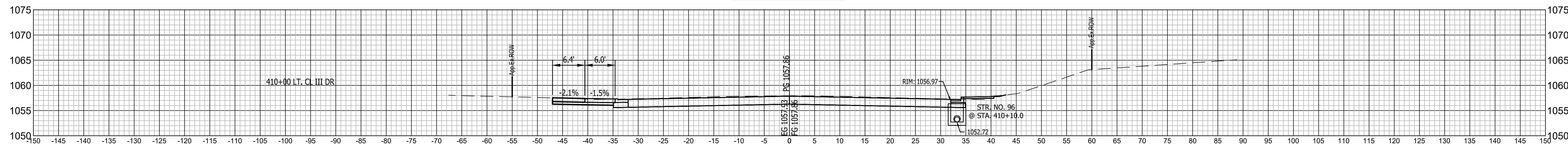
DESIGNED: J.P.H. DRAWN: J.P.H.
CHECKED: J.L.B. CHECKED: J.L.B.

INDIANA DEPARTMENT OF TRANSPORTATION

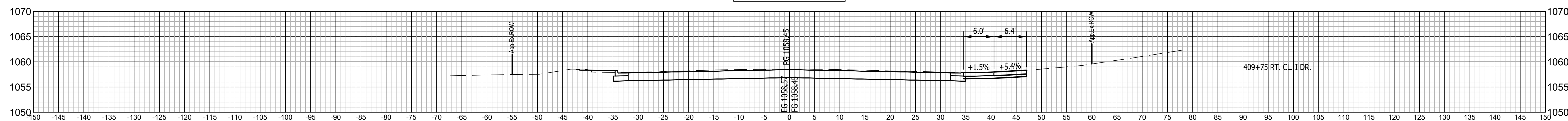
LINE G - CROSS SECTIONS

HORIZONTAL SCALE 1" = 10'	BRIDGE FILE N/A
VERTICAL SCALE 1" = 10'	DESIGNATION 1593230
SURVEY BOOK N/A	SHEETS 170 of 227
CONTRACT R-39270	PROJECT 1593230

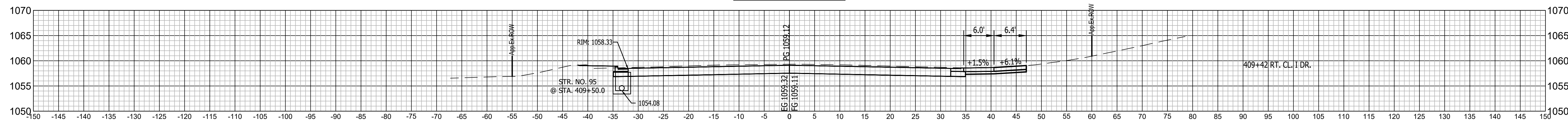
410+00 LINE "G"



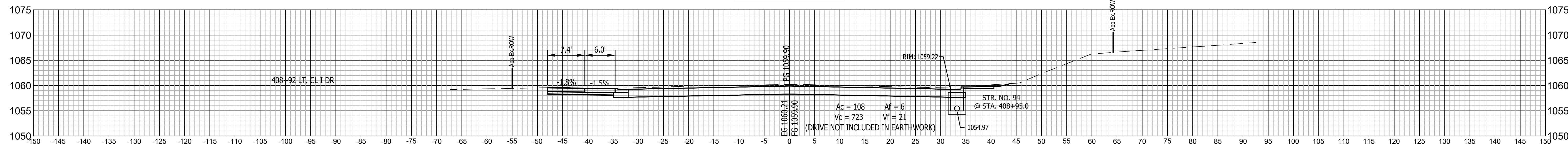
409+75 LINE "G"



409+42 LINE "G"



408+92 LINE "G"

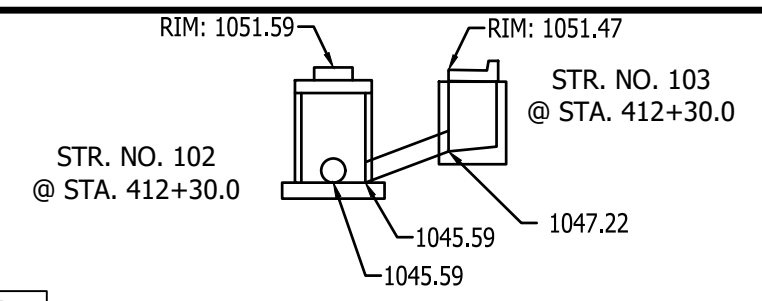


RECOMMENDED FOR APPROVAL _____		DESIGN ENGINEER _____	DATE _____
DESIGNED: J.P.H.	DRAWN: J.P.H.		
CHECKED: J.L.B.	CHECKED: J.L.B.		

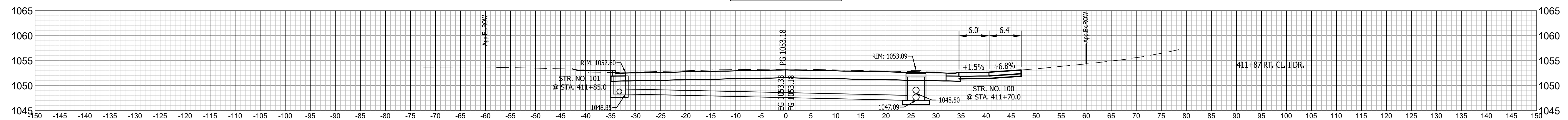
**INDIANA
DEPARTMENT OF TRANSPORTATION**

LINE G - CROSS SECTIONS

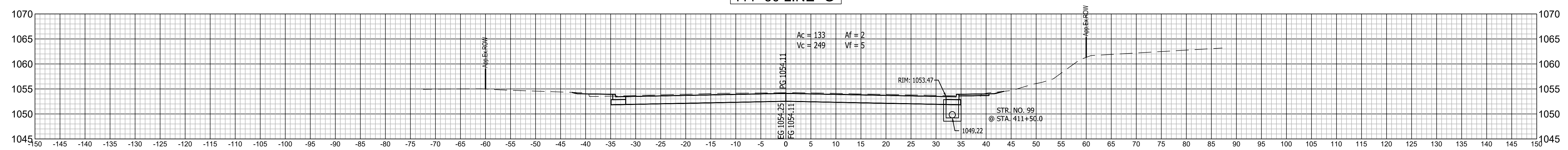
HORIZONTAL SCALE 1" = 10'	BRIDGE FILE N/A
VERTICAL SCALE 1" = 10'	DESIGNATION 1593230
SURVEY BOOK N/A	SHEETS 171 of 227
CONTRACT R-39270	PROJECT 1593230



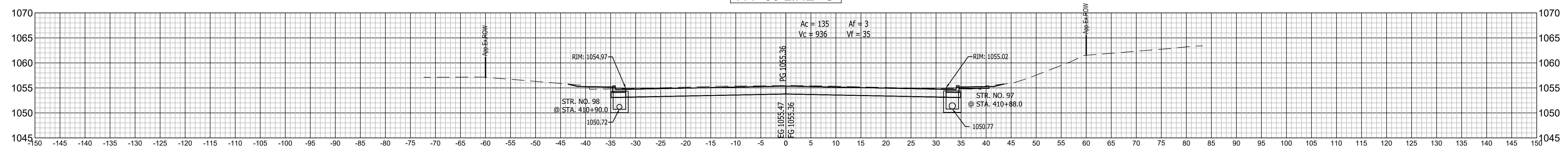
411+87 LINE "G"



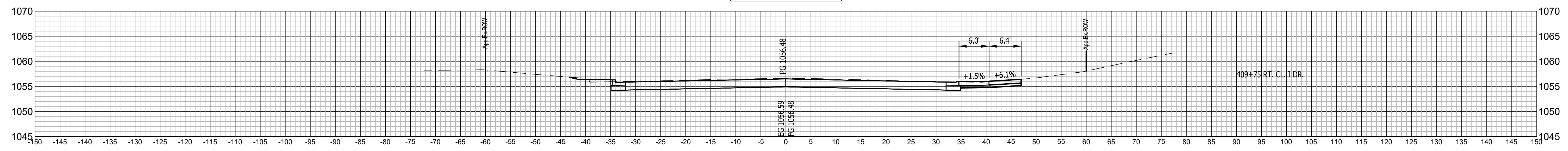
411+50 LINE "G"



411+00 LINE "G"



410+55 LINE "G"

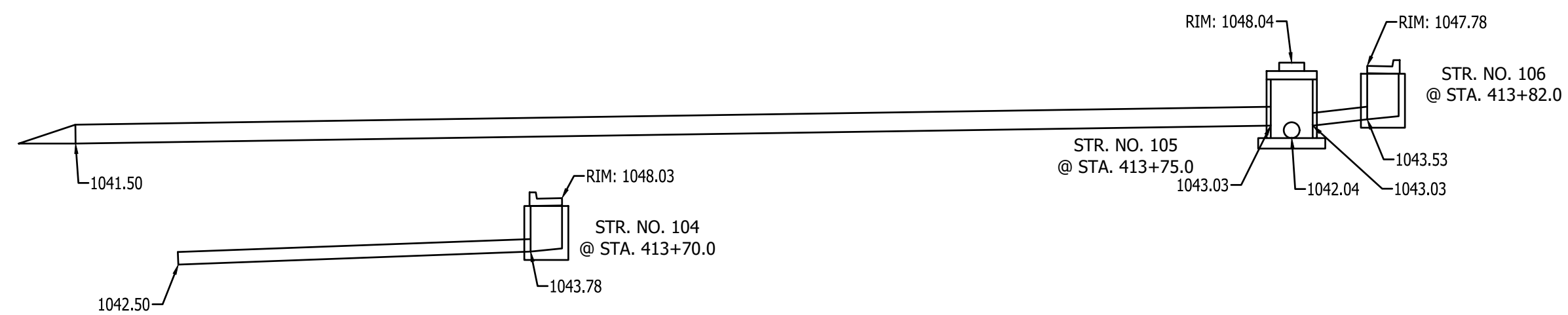


RECOMMENDED FOR APPROVAL	DESIGN ENGINEER	DATE
DESIGNED: J.P.H.	DRAWN: J.P.H.	
CHECKED: J.L.B.	CHECKED: J.L.B.	

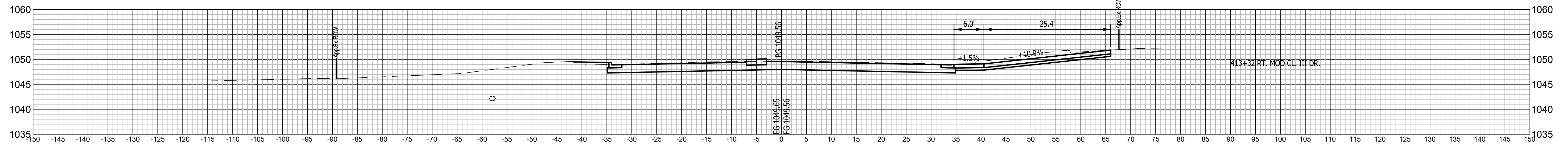
**INDIANA
DEPARTMENT OF TRANSPORTATION**

LINE G - CROSS SECTIONS

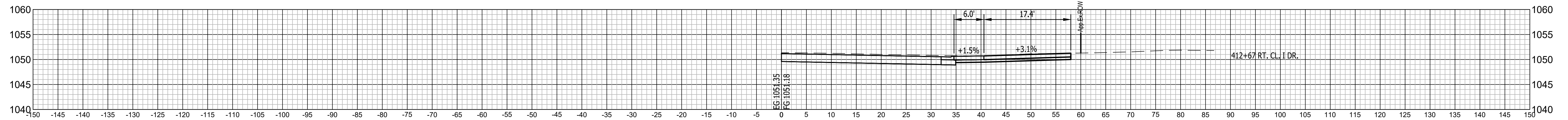
HORIZONTAL SCALE 1" = 10'	BRIDGE FILE N/A
VERTICAL SCALE 1" = 10'	DESIGNATION 1593230
SURVEY BOOK N/A	SHEETS 172 of 227
CONTRACT R-39270	PROJECT 1593230



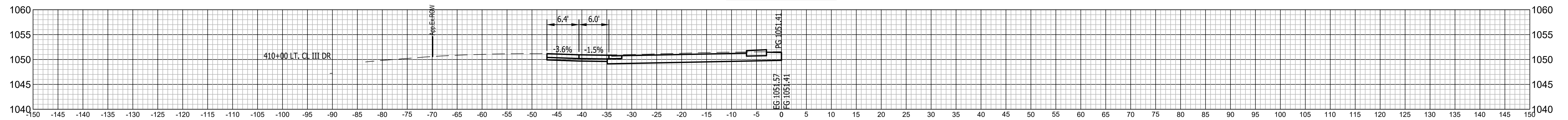
413+32 LINE "G"



412+67 LINE "G"



412+58 LINE "G"



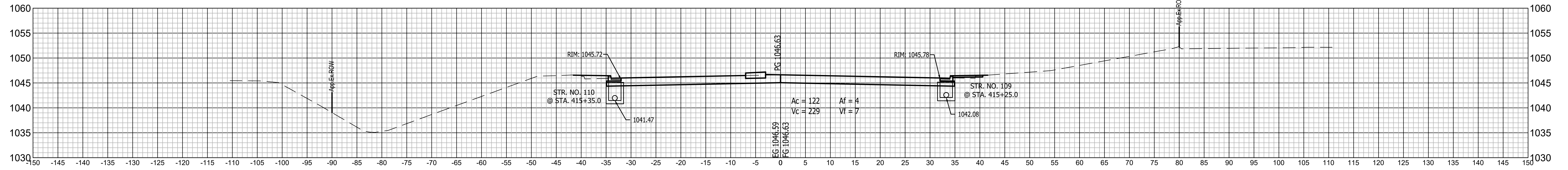
RECOMMENDED FOR APPROVAL _____		DESIGN ENGINEER _____ DATE _____	
DESIGNED: J.P.H.	DRAWN: J.P.H.		
CHECKED: J.L.B.	CHECKED: J.L.B.		

INDIANA DEPARTMENT OF TRANSPORTATION

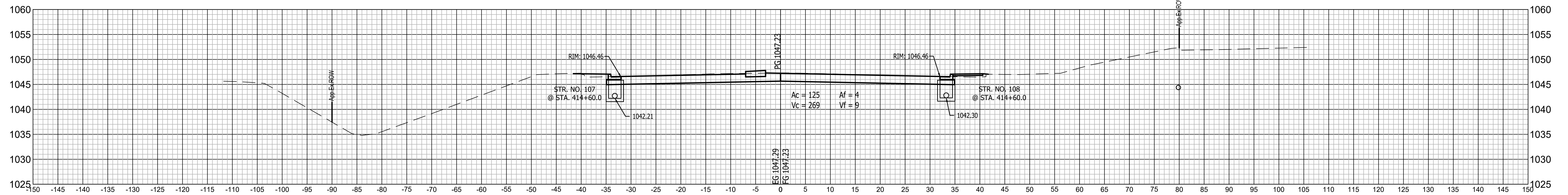
LINE G - CROSS SECTIONS

HORIZONTAL SCALE 1" = 10'	BRIDGE FILE N/A
VERTICAL SCALE 1" = 10'	DESIGNATION 1593230
SURVEY BOOK N/A	SHEETS 173 of 227
CONTRACT R-39270	PROJECT 1593230

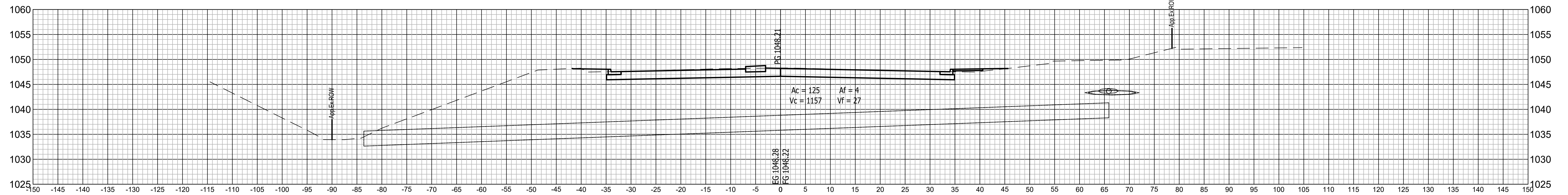
415+00 LINE "G"



414+50 LINE "G"



413+92 LINE "G"



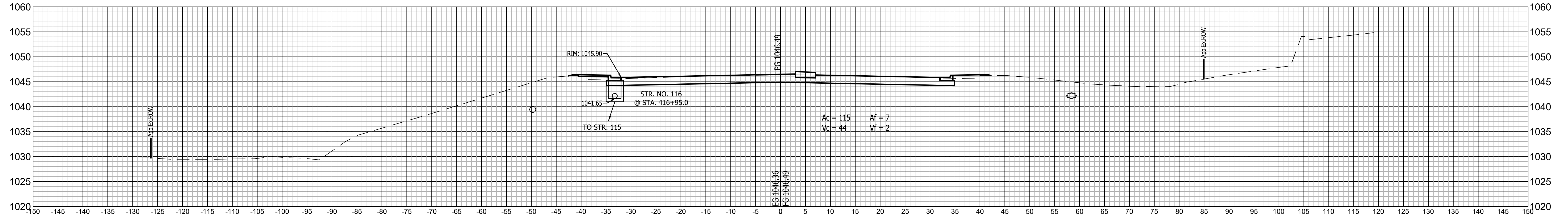
RECOMMENDED FOR APPROVAL	DESIGNED: J.P.H.	DRAWN: J.P.H.
	CHECKED: J.L.B.	CHECKED: J.L.B.
	DESIGN ENGINEER	DATE

INDIANA DEPARTMENT OF TRANSPORTATION

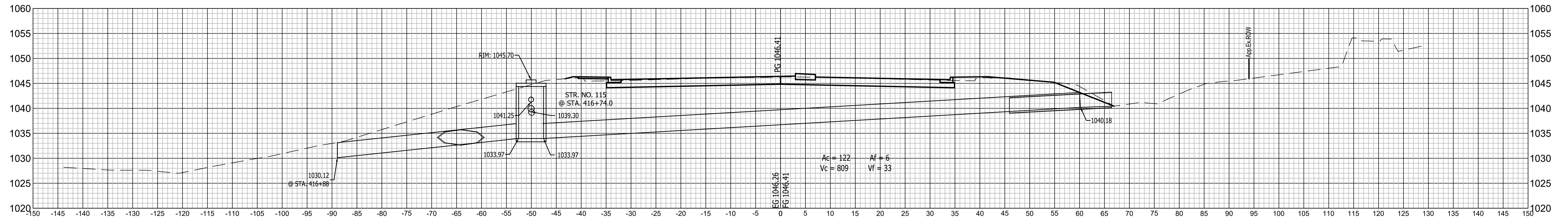
LINE G - CROSS SECTIONS

HORIZONTAL SCALE	BRIDGE FILE
1" = 10'	N/A
VERTICAL SCALE	DESIGNATION
1" = 10'	1593230
SURVEY BOOK	SHEETS
N/A	174 of 227
CONTRACT	PROJECT
R-39270	1593230

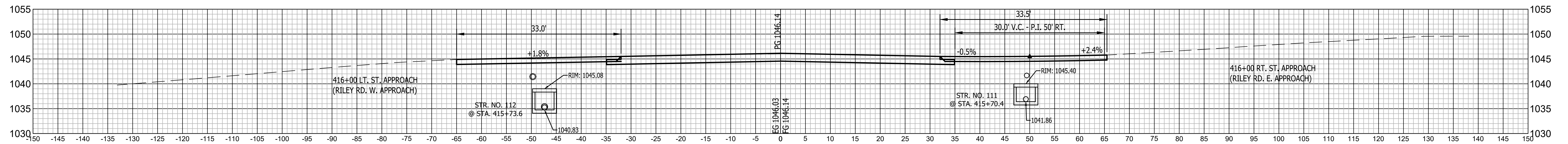
416+89 LINE "G"



416+79 LINE "G"



416+00 LINE "G"



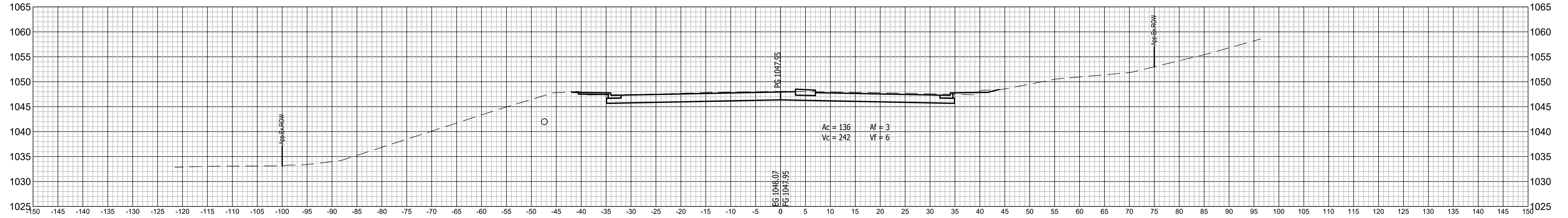
RECOMMENDED FOR APPROVAL _____	DESIGN ENGINEER _____	DATE _____
DESIGNED: J.P.H.	DRAWN: J.P.H.	
CHECKED: J.L.B.	CHECKED: J.L.B.	

INDIANA DEPARTMENT OF TRANSPORTATION

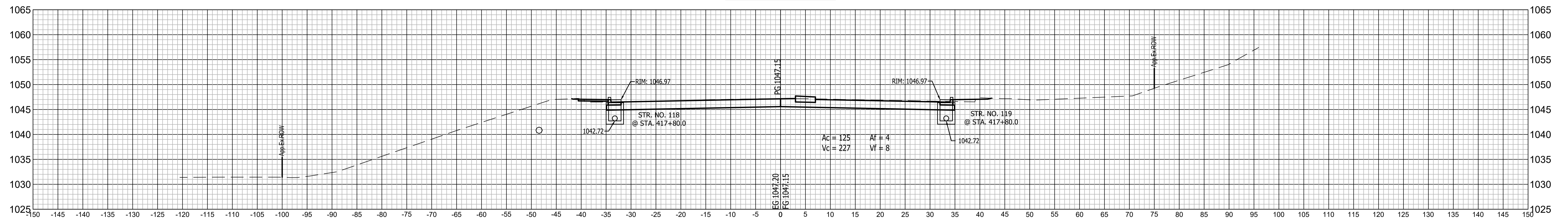
LINE G - CROSS SECTIONS

HORIZONTAL SCALE 1" = 10'	BRIDGE FILE N/A
VERTICAL SCALE 1" = 10'	DESIGNATION 1593230
SURVEY BOOK N/A	SHEETS 175 of 227
CONTRACT R-39270	PROJECT 1593230

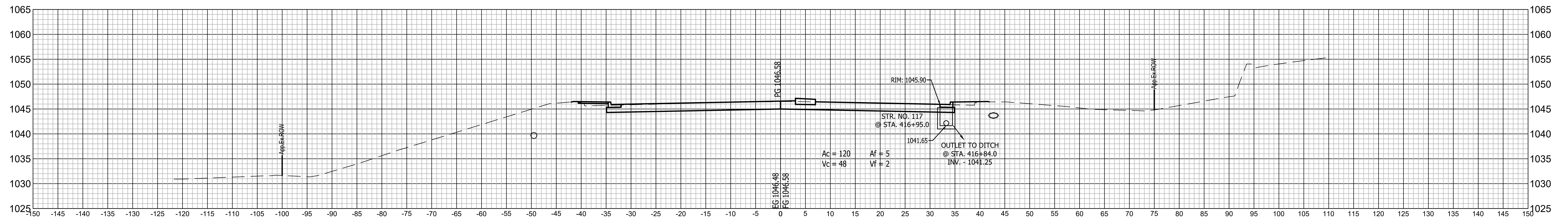
418+00 LINE "G"



417+50 LINE "G"



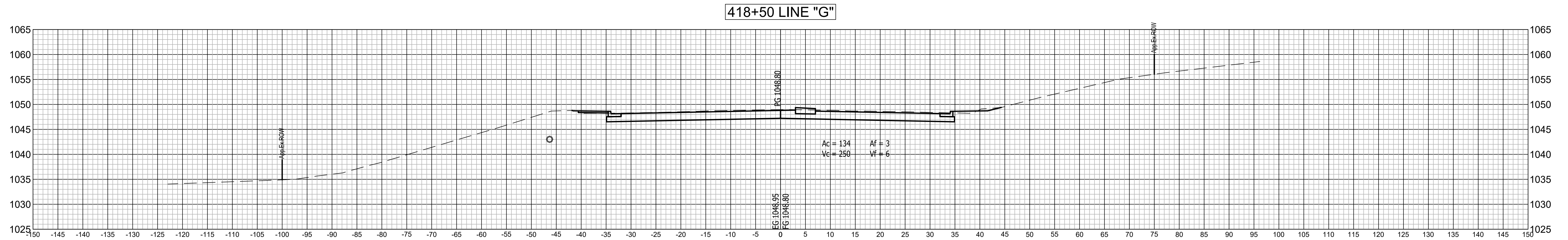
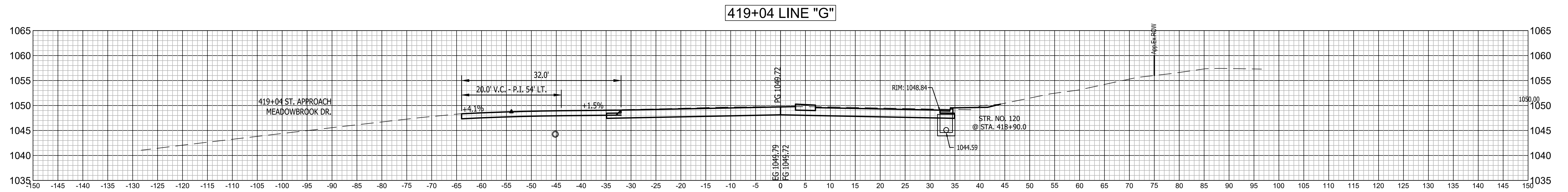
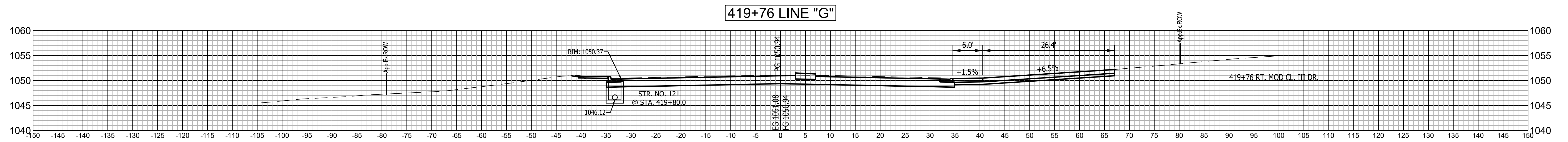
417+00 LINE "G"



RECOMMENDED FOR APPROVAL _____
DESIGNED: J.P.H. DRAWN: J.P.H.
CHECKED: J.L.B. CHECKED: J.L.B.

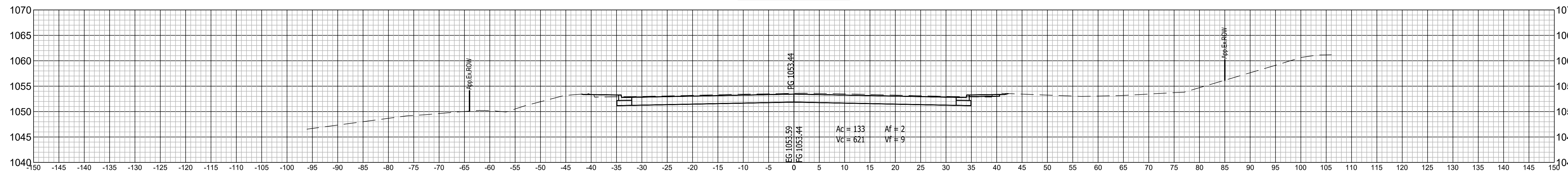
INDIANA DEPARTMENT OF TRANSPORTATION
LINE G - CROSS SECTIONS

HORIZONTAL SCALE 1" = 10'	BRIDGE FILE N/A
VERTICAL SCALE 1" = 10'	DESIGNATION 1593230
SURVEY BOOK N/A	SHEETS 176 of 227
CONTRACT R-39270	PROJECT 1593230

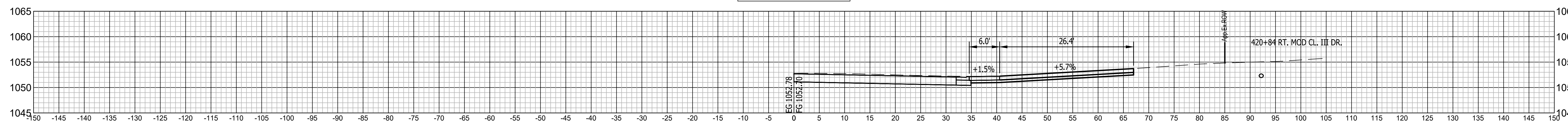


	RECOMMENDED FOR APPROVAL _____ DESIGN ENGINEER DATE	INDIANA DEPARTMENT OF TRANSPORTATION	HORIZONTAL SCALE 1" = 10' VERTICAL SCALE 1" = 10'	BRIDGE FILE N/A DESIGNATION 1593230
	DESIGNED: J.P.H. DRAWN: J.P.H. CHECKED: J.L.B. CHECKED: J.L.B.	LINE G - CROSS SECTIONS	SURVEY BOOK N/A CONTRACT R-39270	SHEETS 177 of 227 PROJECT 1593230

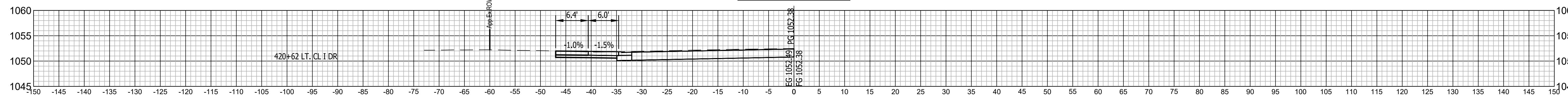
421+50 LINE "G"



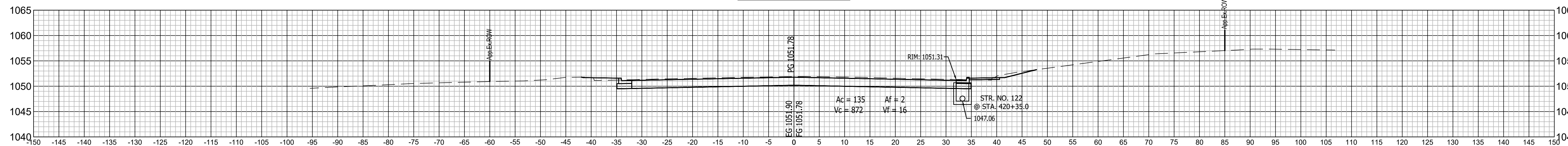
420+84 LINE "G"



420+62 LINE "G"



420+25 LINE "G"



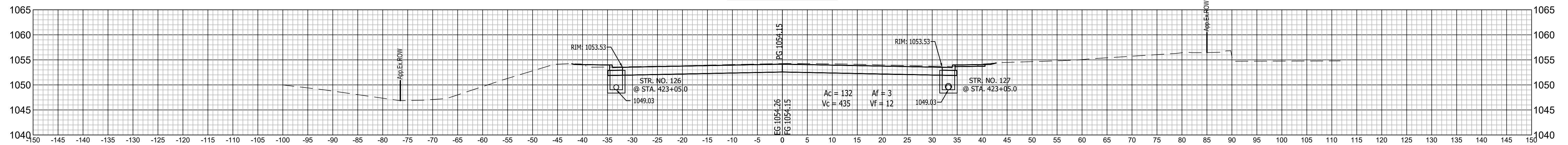
RECOMMENDED FOR APPROVAL _____		DESIGN ENGINEER _____	DATE _____
DESIGNED: J.P.H.	DRAWN: J.P.H.		
CHECKED: J.L.B.	CHECKED: J.L.B.		

**INDIANA
DEPARTMENT OF TRANSPORTATION**

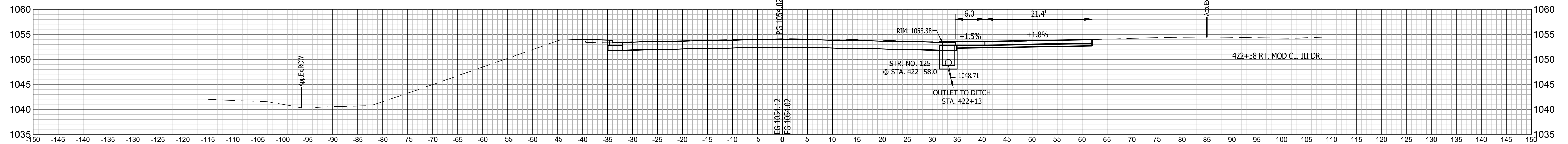
LINE G - CROSS SECTIONS

HORIZONTAL SCALE 1" = 10'	BRIDGE FILE N/A
VERTICAL SCALE 1" = 10'	DESIGNATION 1593230
SURVEY BOOK N/A	SHEETS 178 of 227
CONTRACT R-39270	PROJECT 1593230

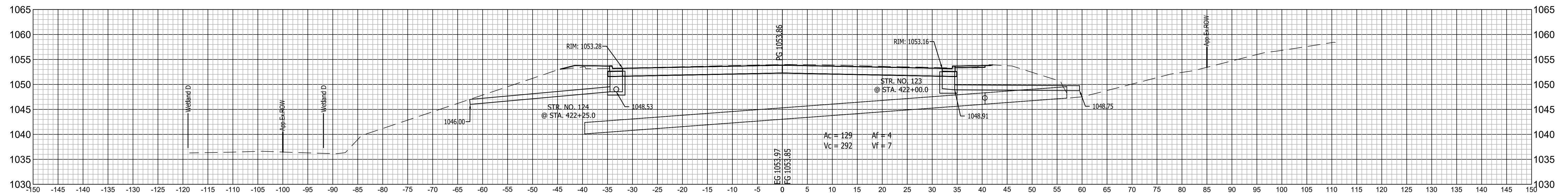
423+00 LINE "G"



422+58 LINE "G"



422+10 LINE "G"



RECOMMENDED FOR APPROVAL _____
DESIGN ENGINEER DATE

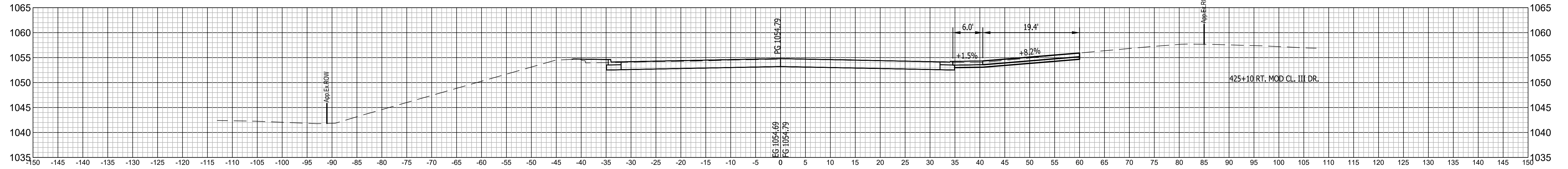
DESIGNED: J.P.H. DRAWN: J.P.H.
CHECKED: J.L.B. CHECKED: J.L.B.

INDIANA DEPARTMENT OF TRANSPORTATION

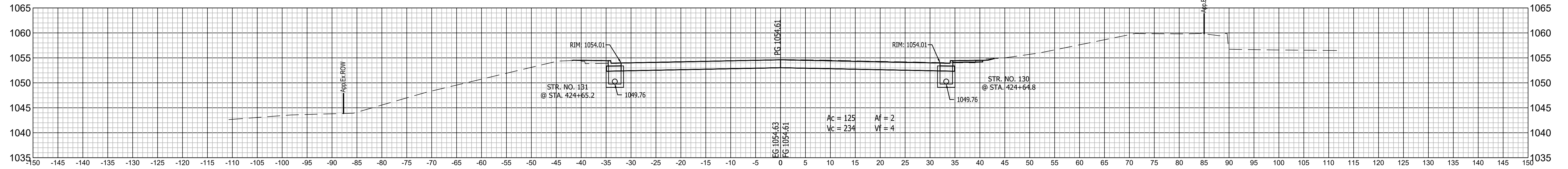
LINE G - CROSS SECTIONS

HORIZONTAL SCALE 1" = 10'	BRIDGE FILE N/A
VERTICAL SCALE 1" = 10'	DESIGNATION 1593230
SURVEY BOOK N/A	SHEETS 179 of 227
CONTRACT R-39270	PROJECT 1593230

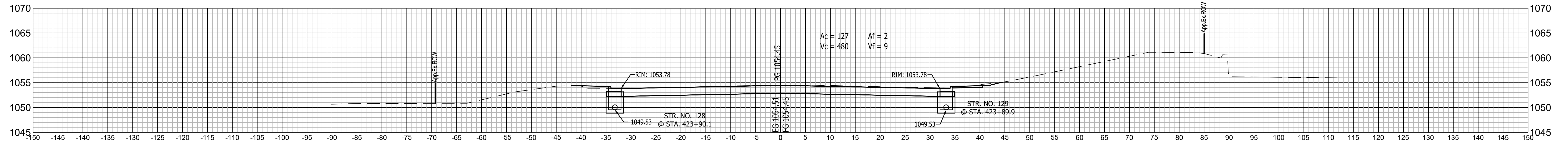
425+10 LINE "G"



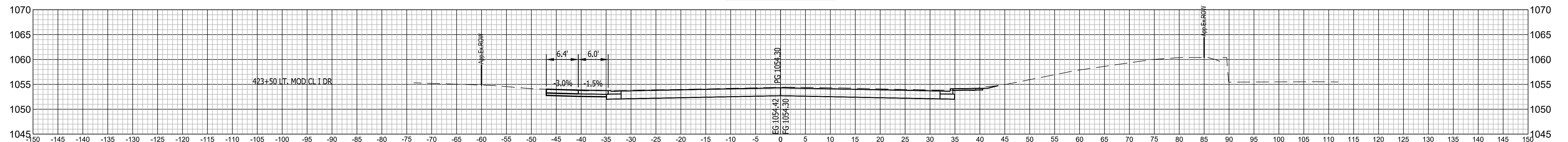
424+50 LINE "G"



424+00 LINE "G"



423+50 LINE "G"



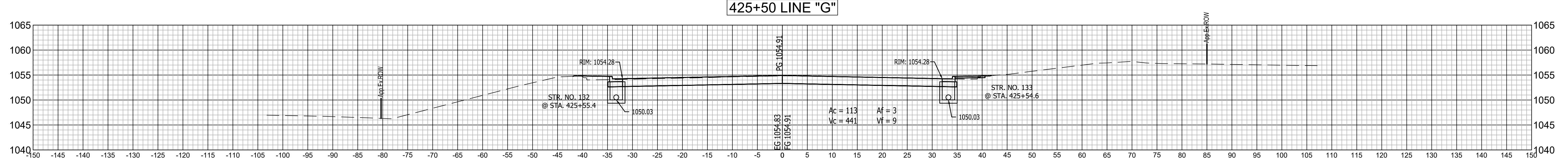
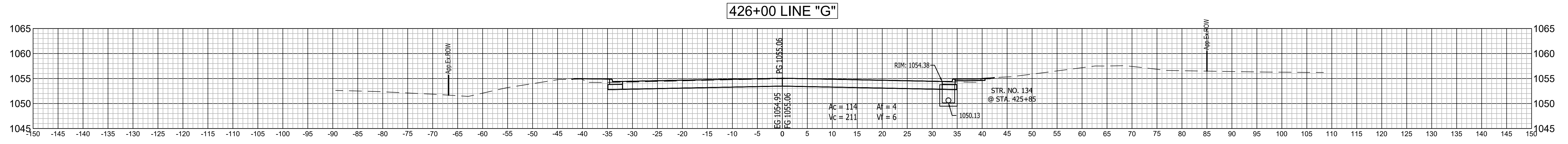
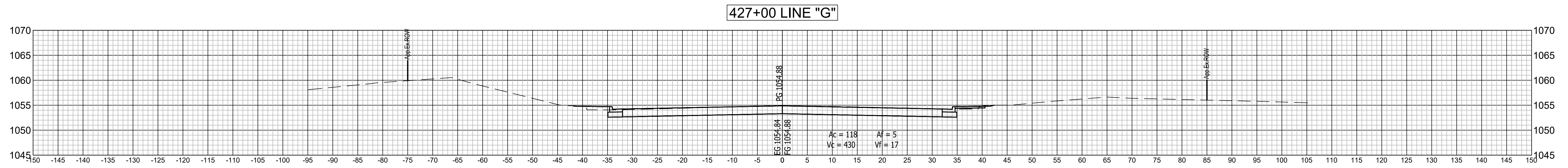
RECOMMENDED FOR APPROVAL _____
DESIGN ENGINEER DATE

DESIGNED: J.P.H. DRAWN: J.P.H.
CHECKED: J.L.B. CHECKED: J.L.B.

INDIANA DEPARTMENT OF TRANSPORTATION

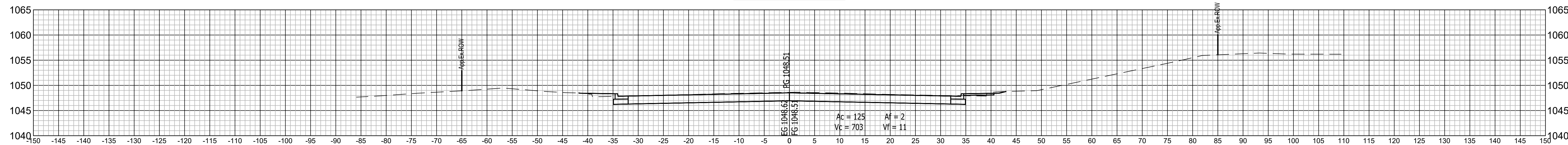
LINE G - CROSS SECTIONS

HORIZONTAL SCALE	BRIDGE FILE
1" = 10'	N/A
VERTICAL SCALE	DESIGNATION
1" = 10'	1593230
SURVEY BOOK	SHEETS
N/A	180 of 227
CONTRACT	PROJECT
R-39270	1593230

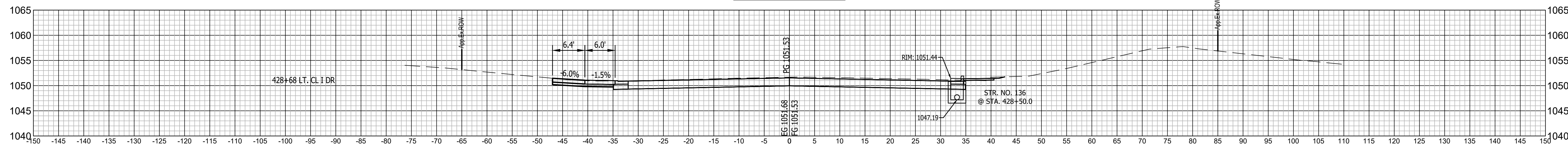


	RECOMMENDED FOR APPROVAL _____	DESIGN ENGINEER _____	DATE _____	INDIANA DEPARTMENT OF TRANSPORTATION	HORIZONTAL SCALE 1" = 10'	BRIDGE FILE N/A
	DESIGNED: J.P.H.	DRAWN: J.P.H.	CHECKED: J.L.B.		CHECKED: J.L.B.	VERTICAL SCALE 1" = 10'
	LINE G - CROSS SECTIONS				SURVEY BOOK N/A	SHEETS 181 of 227
					CONTRACT R-39270	PROJECT 1593230

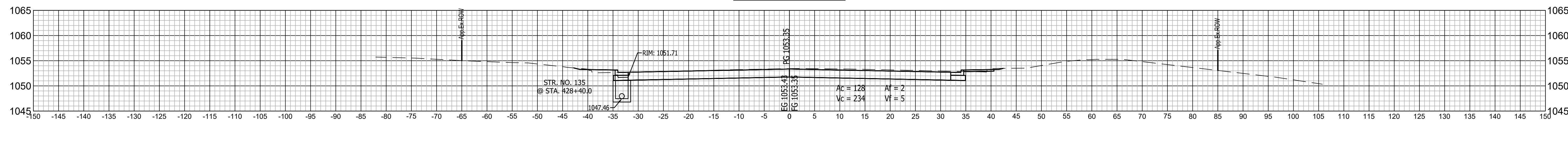
429+50 LINE "G"



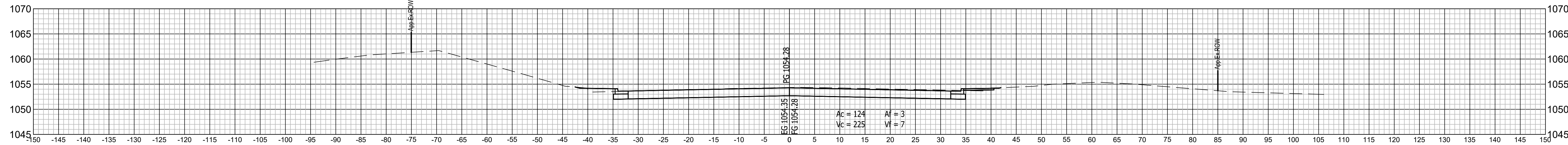
428+68 LINE "G"



428+00 LINE "G"



427+50 LINE "G"



RECOMMENDED FOR APPROVAL _____
DESIGN ENGINEER DATE

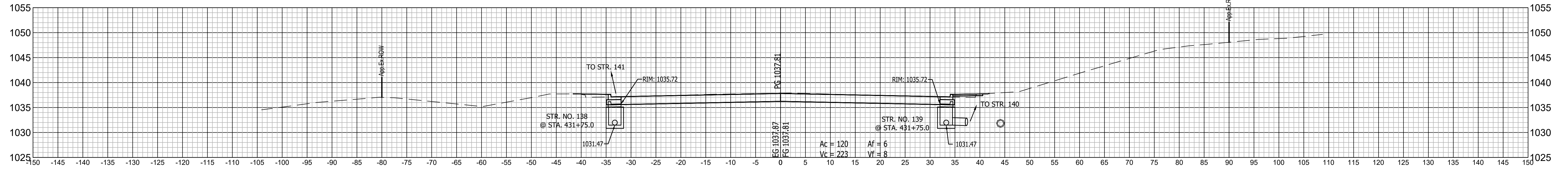
DESIGNED: J.P.H. DRAWN: J.P.H.
CHECKED: J.L.B. CHECKED: J.L.B.

INDIANA DEPARTMENT OF TRANSPORTATION

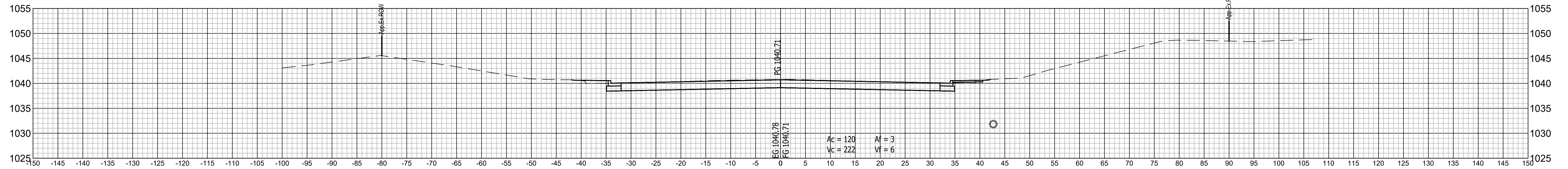
LINE G - CROSS SECTIONS

HORIZONTAL SCALE 1" = 10'	BRIDGE FILE N/A
VERTICAL SCALE 1" = 10'	DESIGNATION 1593230
SURVEY BOOK N/A	SHEETS 182 of 227
CONTRACT R-39270	PROJECT 1593230

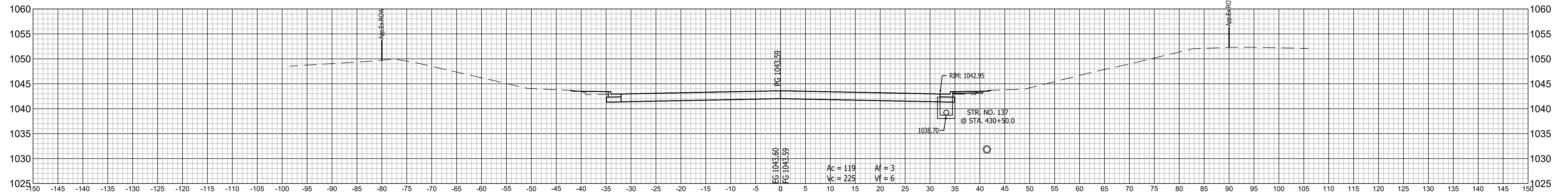
431+50 LINE "G"



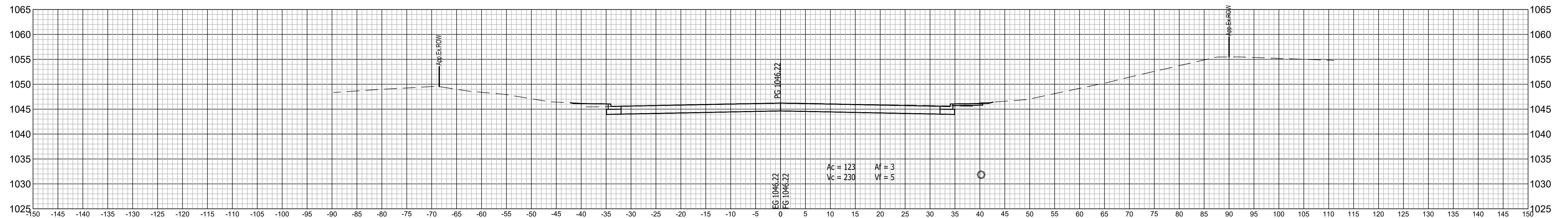
431+00 LINE "G"



430+50 LINE "G"



430+00 LINE "G"

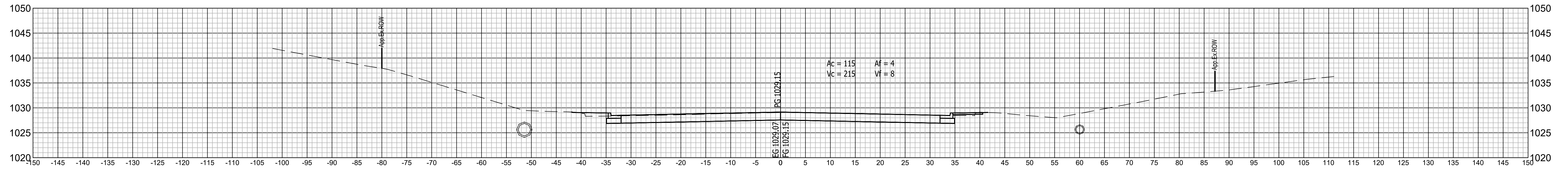


RECOMMENDED FOR APPROVAL _____
DESIGNED: J.P.H. DRAWN: J.P.H.
CHECKED: J.L.B. CHECKED: J.L.B.

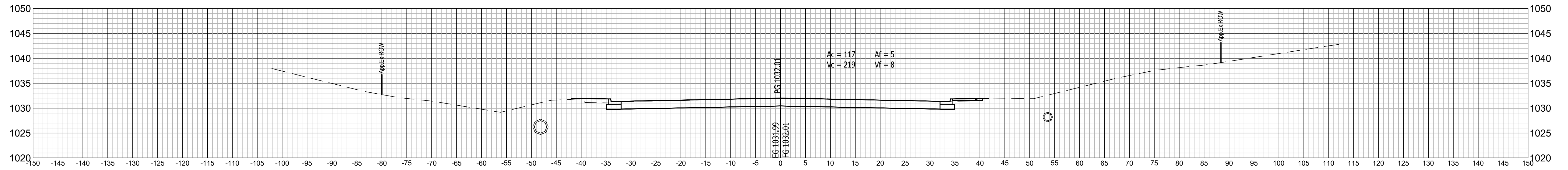
INDIANA DEPARTMENT OF TRANSPORTATION
LINE G - CROSS SECTIONS

HORIZONTAL SCALE 1" = 10'	BRIDGE FILE N/A
VERTICAL SCALE 1" = 10'	DESIGNATION 1593230
SURVEY BOOK N/A	SHEETS 183 of 227
CONTRACT R-39270	PROJECT 1593230

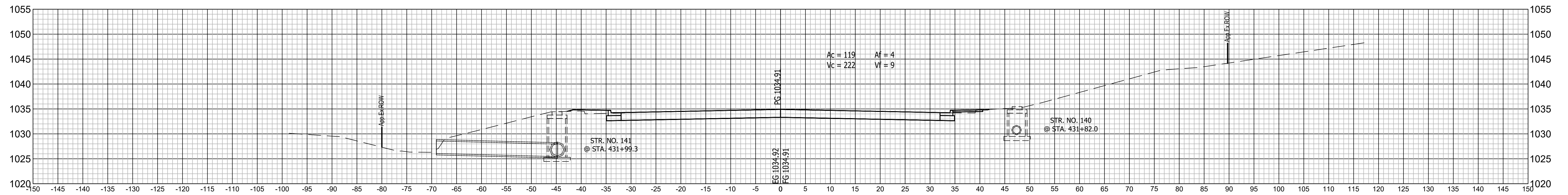
433+00 LINE "G"



432+50 LINE "G"



432+00 LINE "G"



RECOMMENDED FOR APPROVAL _____
DESIGN ENGINEER DATE

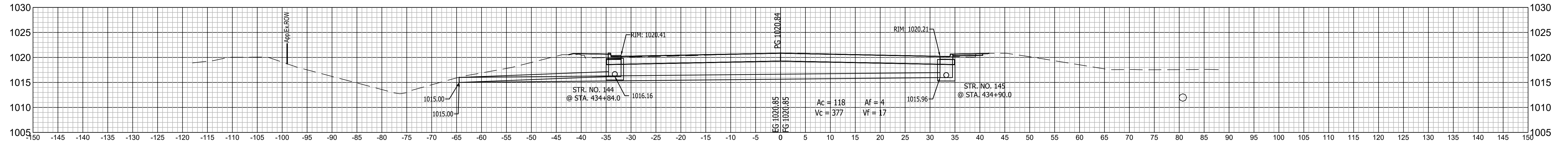
DESIGNED: J.P.H. DRAWN: J.P.H.
CHECKED: J.L.B. CHECKED: J.L.B.

INDIANA DEPARTMENT OF TRANSPORTATION

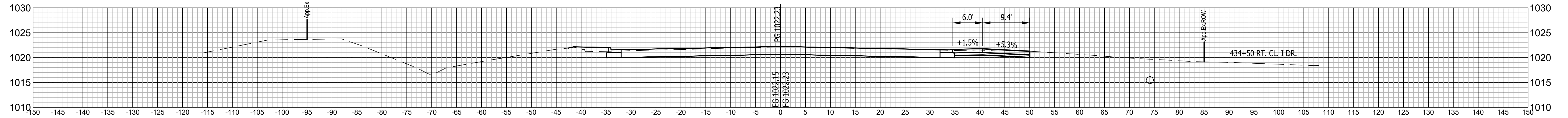
LINE G - CROSS SECTIONS

HORIZONTAL SCALE 1" = 10'	BRIDGE FILE N/A
VERTICAL SCALE 1" = 10'	DESIGNATION 1593230
SURVEY BOOK N/A	SHEETS 184 of 227
CONTRACT R-39270	PROJECT 1593230

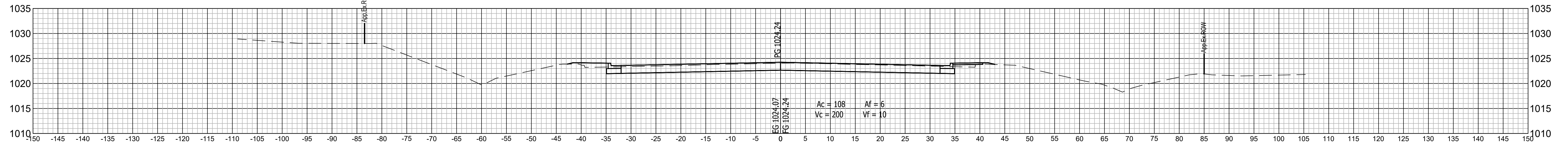
434+90 LINE "G"



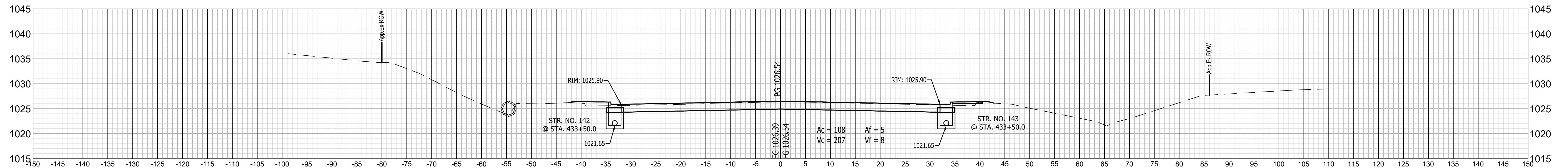
434+50 LINE "G"



434+00 LINE "G"



433+50 LINE "G"



RECOMMENDED FOR APPROVAL _____
DESIGN ENGINEER DATE

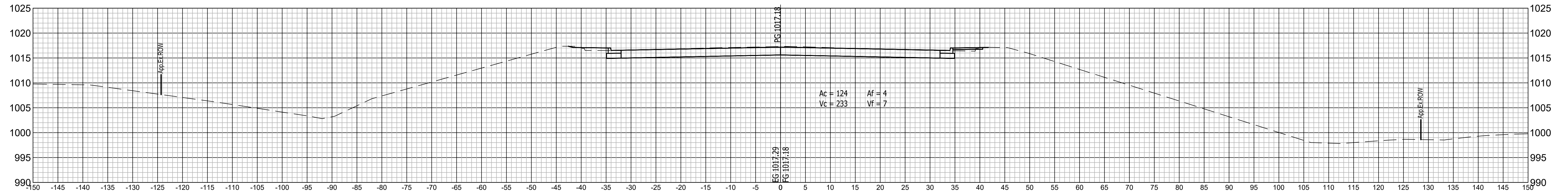
DESIGNED: J.P.H. DRAWN: J.P.H.
CHECKED: J.L.B. CHECKED: J.L.B.

INDIANA DEPARTMENT OF TRANSPORTATION

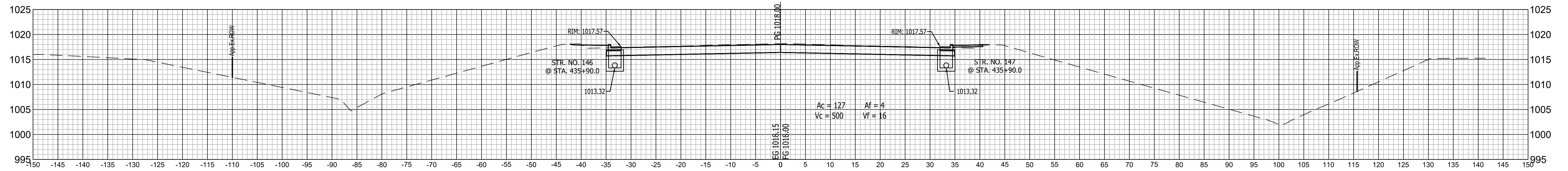
LINE G - CROSS SECTIONS

HORIZONTAL SCALE 1" = 10'	BRIDGE FILE N/A
VERTICAL SCALE 1" = 10'	DESIGNATION 1593230
SURVEY BOOK N/A	SHEETS 185 of 227
CONTRACT R-39270	PROJECT 1593230

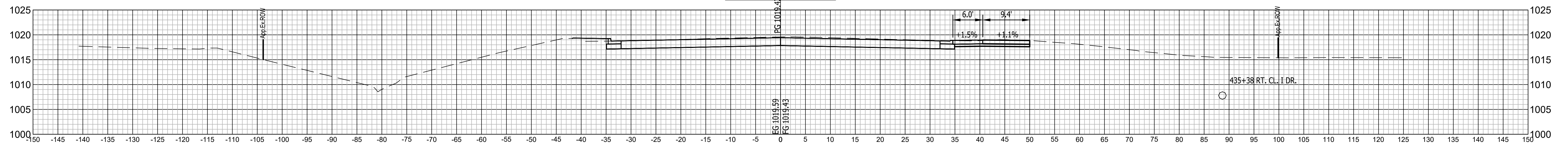
436+50 LINE "G"



436+00 LINE "G"



435+38 LINE "G"



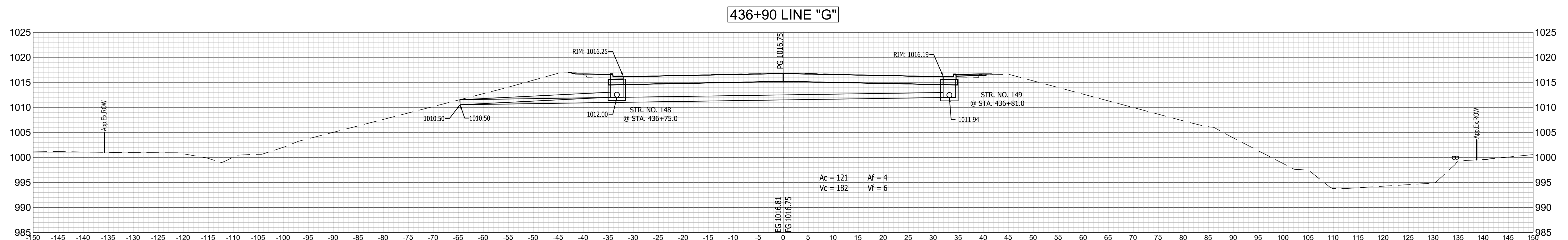
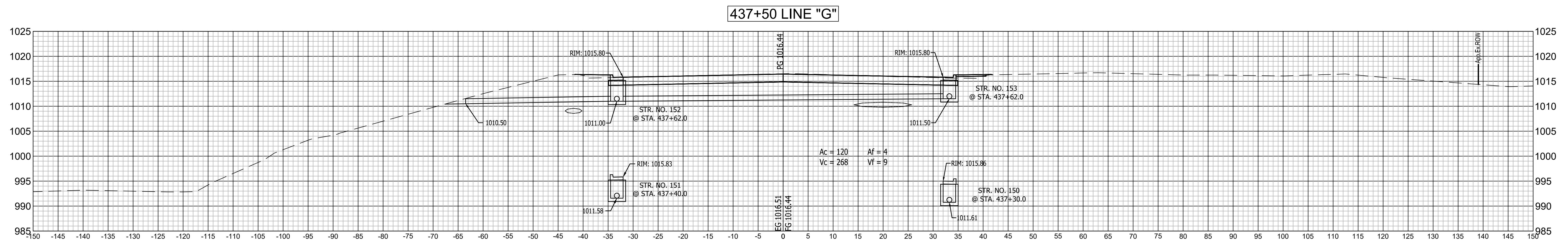
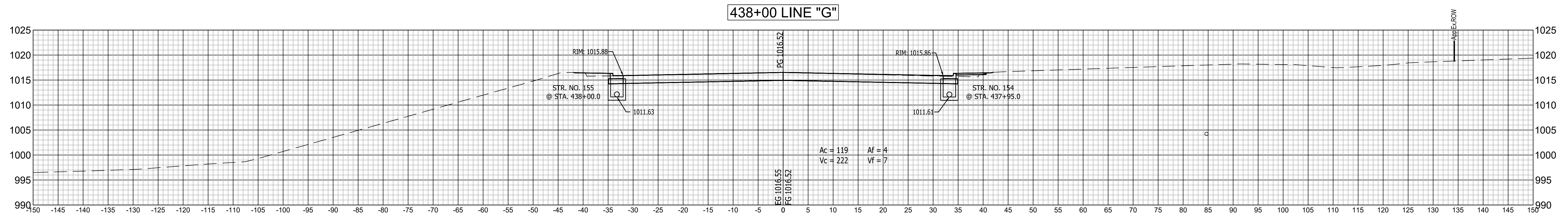
RECOMMENDED FOR APPROVAL _____
DESIGN ENGINEER DATE

DESIGNED: J.P.H. DRAWN: J.P.H.
CHECKED: J.L.B. CHECKED: J.L.B.

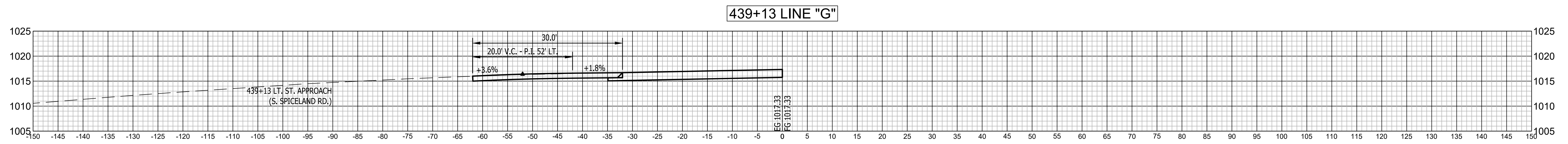
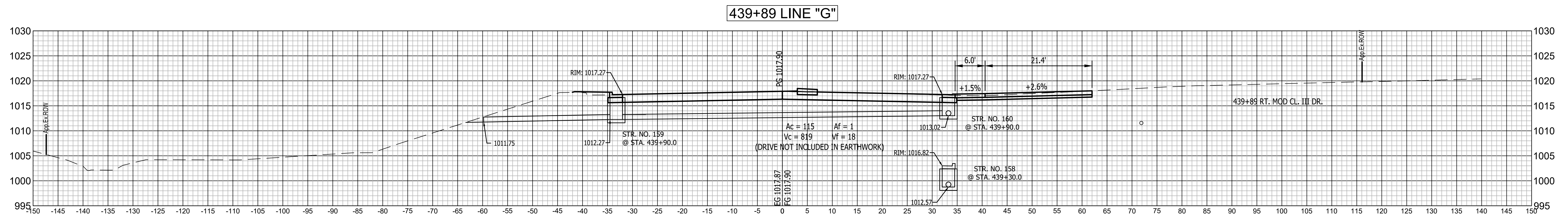
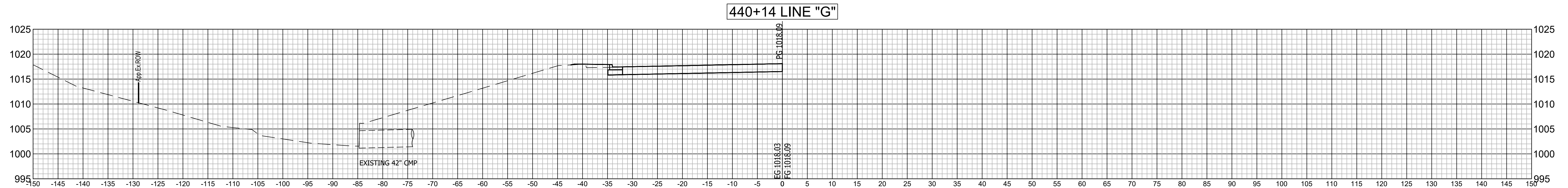
INDIANA DEPARTMENT OF TRANSPORTATION

LINE G - CROSS SECTIONS

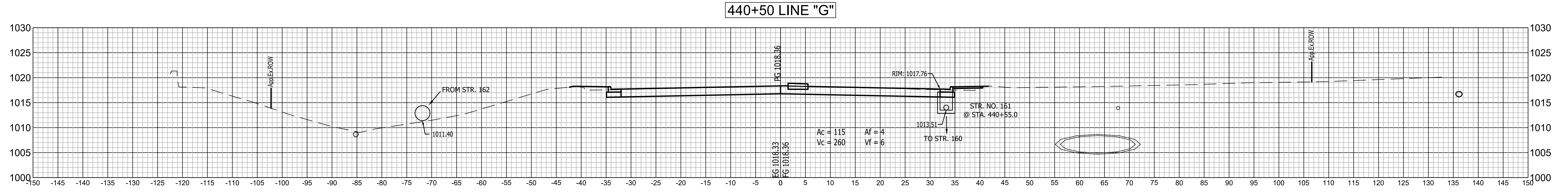
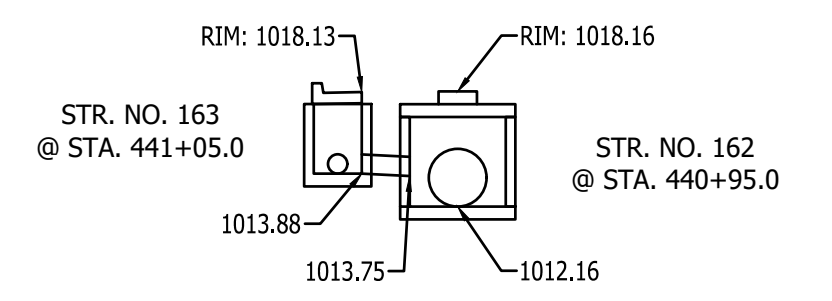
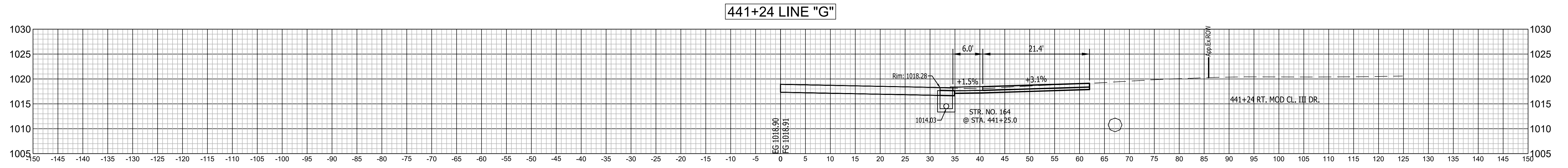
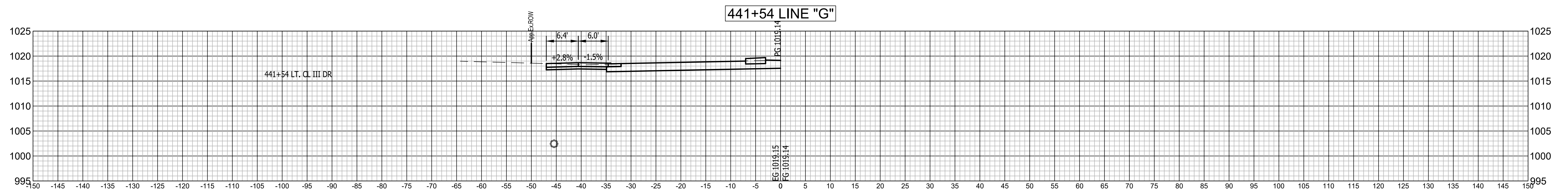
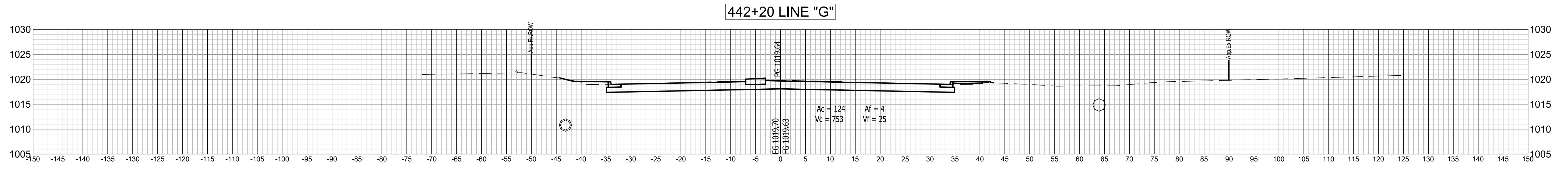
HORIZONTAL SCALE 1" = 10'	BRIDGE FILE N/A
VERTICAL SCALE 1" = 10'	DESIGNATION 1593230
SURVEY BOOK N/A	SHEETS 186 of 227
CONTRACT R-39270	PROJECT 1593230



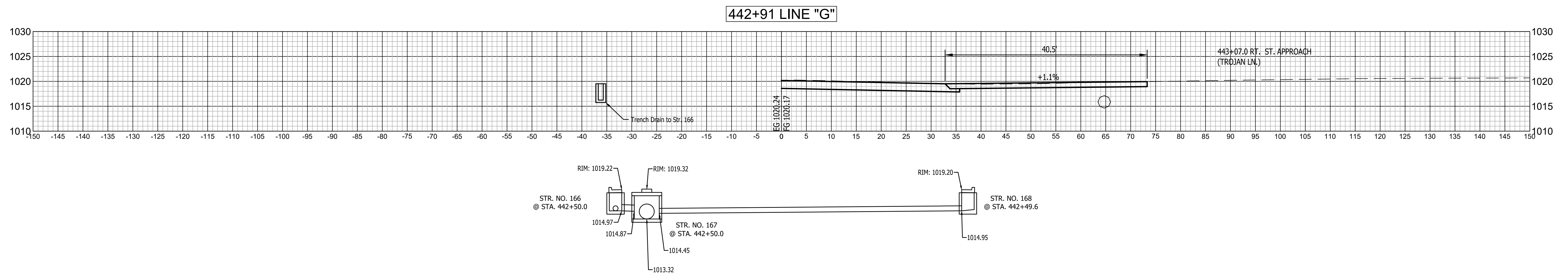
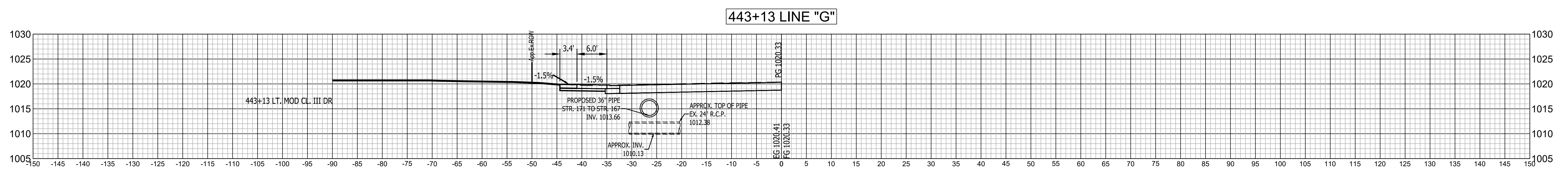
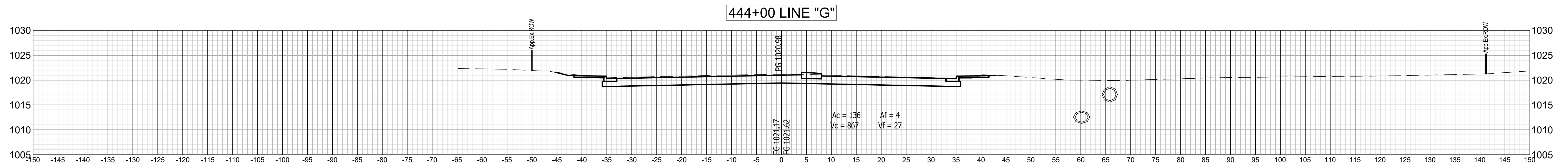
	RECOMMENDED FOR APPROVAL _____	DESIGN ENGINEER	DATE	INDIANA	BRIDGE FILE
					DEPARTMENT OF TRANSPORTATION
DESIGNED: J.P.H.	DRAWN: J.P.H.			LINE G - CROSS SECTIONS	DESIGNATION
CHECKED: J.L.B.	CHECKED: J.L.B.				1593230
					SHEETS
					N/A of 227
					PROJECT
					R-39270 1593230



	RECOMMENDED FOR APPROVAL _____	DESIGN ENGINEER _____	DATE _____	INDIANA DEPARTMENT OF TRANSPORTATION	HORIZONTAL SCALE 1" = 10'	BRIDGE FILE N/A
	DESIGNED: J.P.H.	DRAWN: J.P.H.			VERTICAL SCALE 1" = 10'	DESIGNATION 1593230
	CHECKED: J.L.B.	CHECKED: J.L.B.		LINE G - CROSS SECTIONS	SURVEY BOOK N/A	SHEETS 188 of 227
					CONTRACT R-39270	PROJECT 1593230

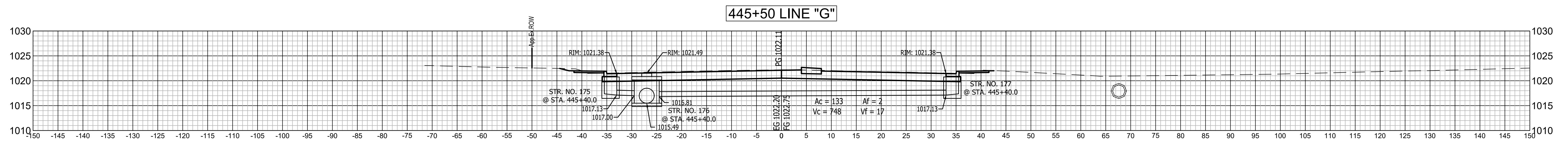
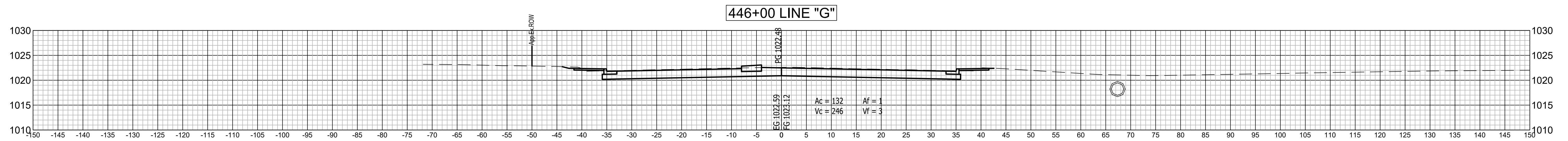
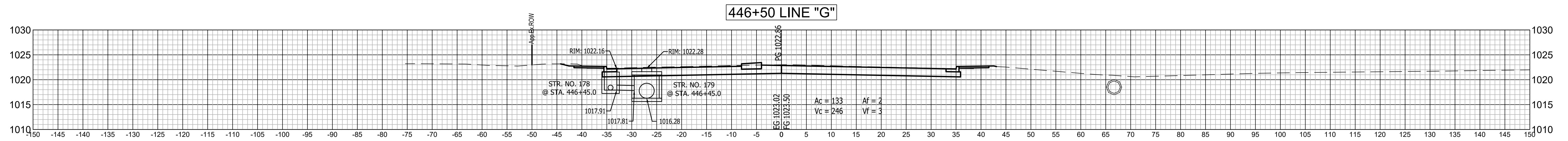


	RECOMMENDED FOR APPROVAL _____	DESIGN ENGINEER _____	DATE _____	INDIANA DEPARTMENT OF TRANSPORTATION	HORIZONTAL SCALE 1" = 10'	BRIDGE FILE N/A
	DESIGNED: J.P.H.	DRAWN: J.P.H.			VERTICAL SCALE 1" = 10'	DESIGNATION 1593230
	CHECKED: J.L.B.	CHECKED: J.L.B.			SURVEY BOOK N/A	SHEETS 189 of 227
					CONTRACT R-39270	PROJECT 1593230
LINE G - CROSS SECTIONS						

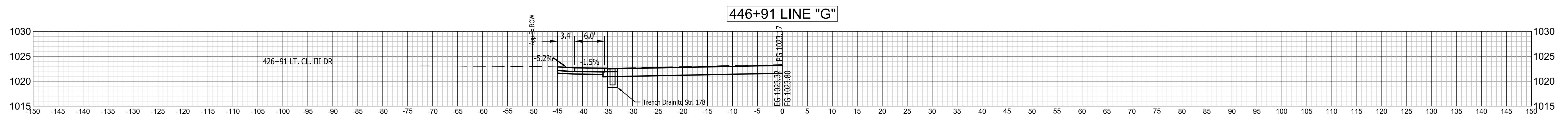
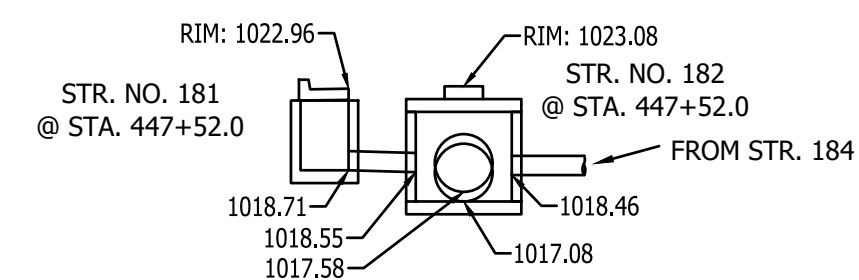
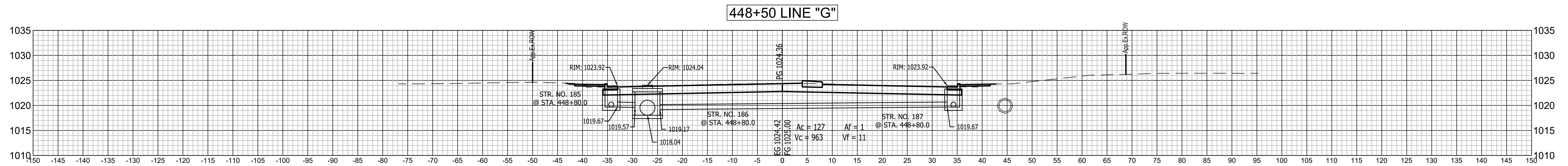


RECOMMENDED FOR APPROVAL _____ DESIGN ENGINEER DATE	INDIANA DEPARTMENT OF TRANSPORTATION		HORIZONTAL SCALE	BRIDGE FILE
			1" = 10'	N/A
DESIGNED: J.P.H.	DRAWN: J.P.H.	VERTICAL SCALE		DESIGNATION
CHECKED: J.L.B.	CHECKED: J.L.B.	1" = 10'		1593230
		SURVEY BOOK		SHEETS
		N/A		190 of 227
		CONTRACT		PROJECT
		R-39270		1593230

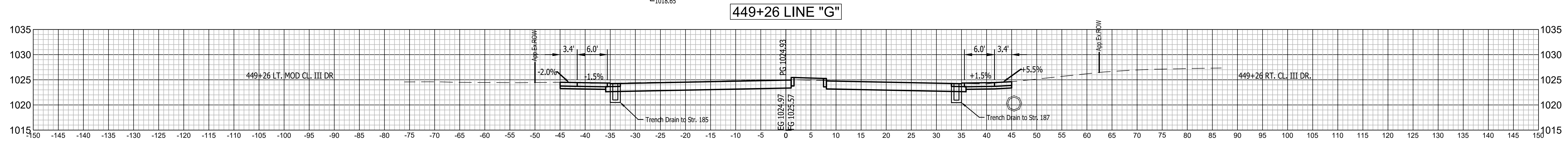
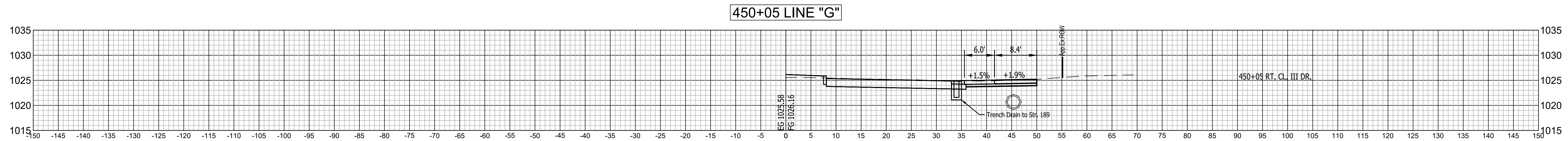
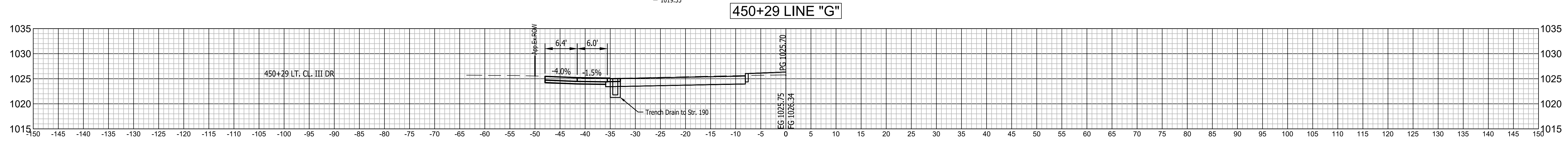
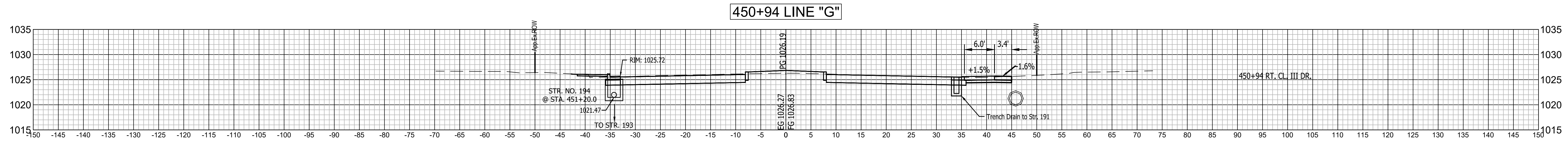
LINE G - CROSS SECTIONS



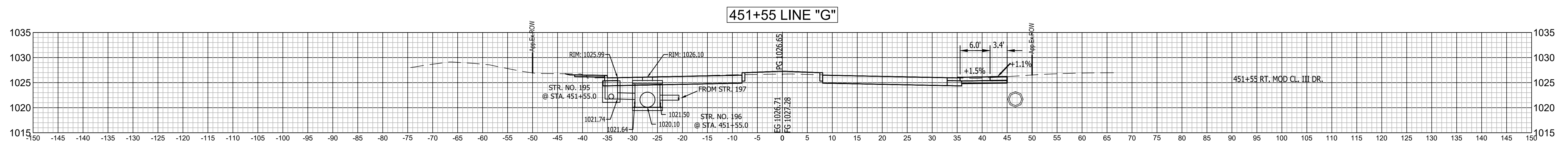
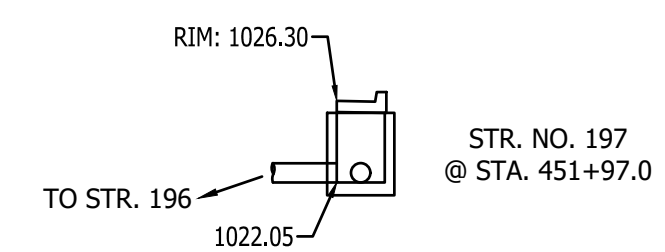
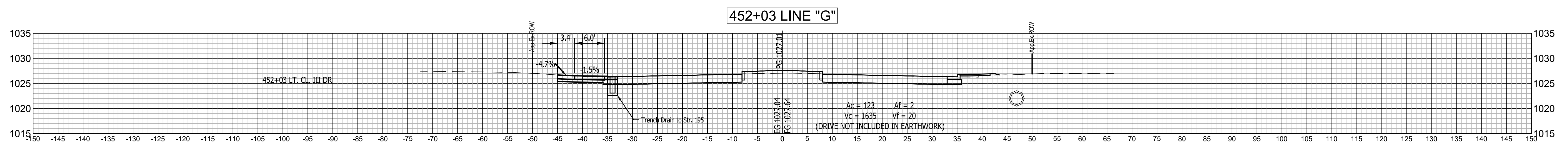
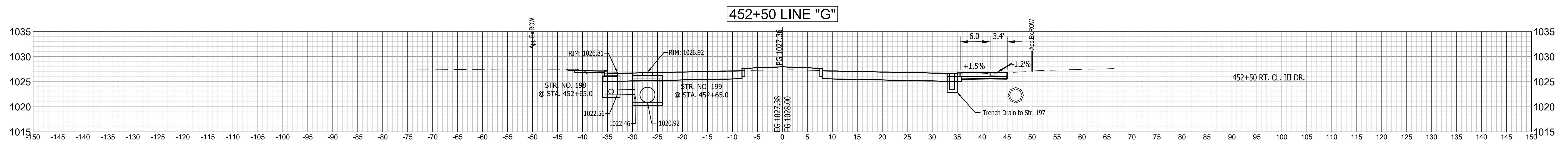
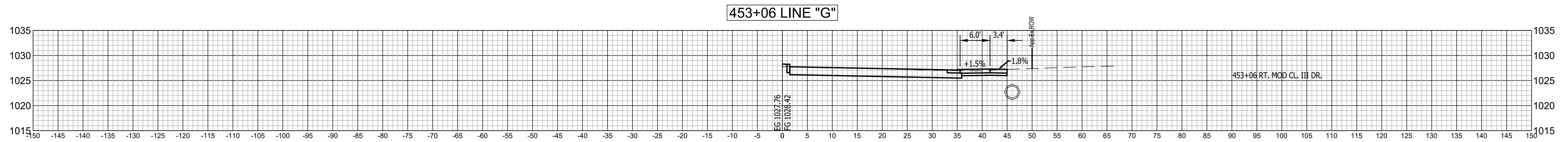
	RECOMMENDED FOR APPROVAL		INDIANA DEPARTMENT OF TRANSPORTATION LINE G - CROSS SECTIONS	HORIZONTAL SCALE	BRIDGE FILE	
		DESIGN ENGINEER		DATE	1" = 10'	N/A
	DESIGNED: J.P.H.	DRAWN: J.P.H.			VERTICAL SCALE	DESIGNATION
	CHECKED: J.L.B.	CHECKED: J.L.B.			1" = 10'	1593230
				SURVEY BOOK	SHEETS	
				N/A	191 of 227	
				CONTRACT	PROJECT	
				R-39270	1593230	



	RECOMMENDED FOR APPROVAL _____	DESIGN ENGINEER _____	DATE _____	INDIANA DEPARTMENT OF TRANSPORTATION	HORIZONTAL SCALE 1" = 10'	BRIDGE FILE N/A
	DESIGNED: J.P.H.	DRAWN: J.P.H.	CHECKED: J.L.B.		CHECKED: J.L.B.	VERTICAL SCALE 1" = 10'
LINE G - CROSS SECTIONS					SURVEY BOOK N/A	SHEETS 192 of 227
					CONTRACT R-39270	PROJECT 1593230



RECOMMENDED FOR APPROVAL _____ DESIGN ENGINEER DATE	INDIANA DEPARTMENT OF TRANSPORTATION		HORIZONTAL SCALE	BRIDGE FILE
			1" = 10'	N/A
DESIGNED: J.P.H. DRAWN: J.P.H. CHECKED: J.L.B. CHECKED: J.L.B.	LINE G - CROSS SECTIONS		VERTICAL SCALE	DESIGNATION
			1" = 10'	1593230
			SURVEY BOOK	SHEETS
			N/A	193 of 227
			CONTRACT	PROJECT
			R-39270	1593230



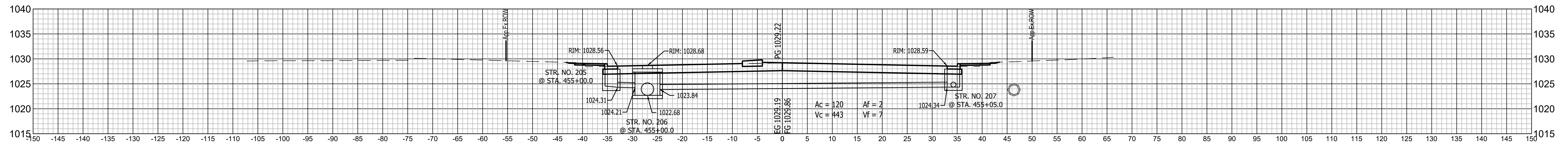
RECOMMENDED FOR APPROVAL	DESIGN ENGINEER	DATE
DESIGNED: J.P.H.	DRAWN: J.P.H.	
CHECKED: J.L.B.	CHECKED: J.L.B.	

INDIANA DEPARTMENT OF TRANSPORTATION

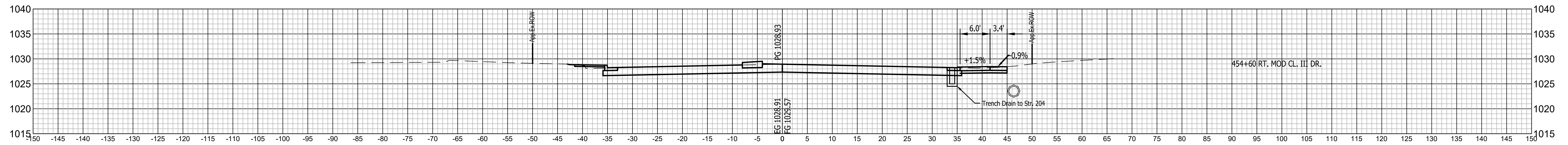
LINE G - CROSS SECTIONS

HORIZONTAL SCALE	BRIDGE FILE
1" = 10'	N/A
VERTICAL SCALE	DESIGNATION
1" = 10'	1593230
SURVEY BOOK	SHEETS
N/A	194 of 227
CONTRACT	PROJECT
R-39270	1593230

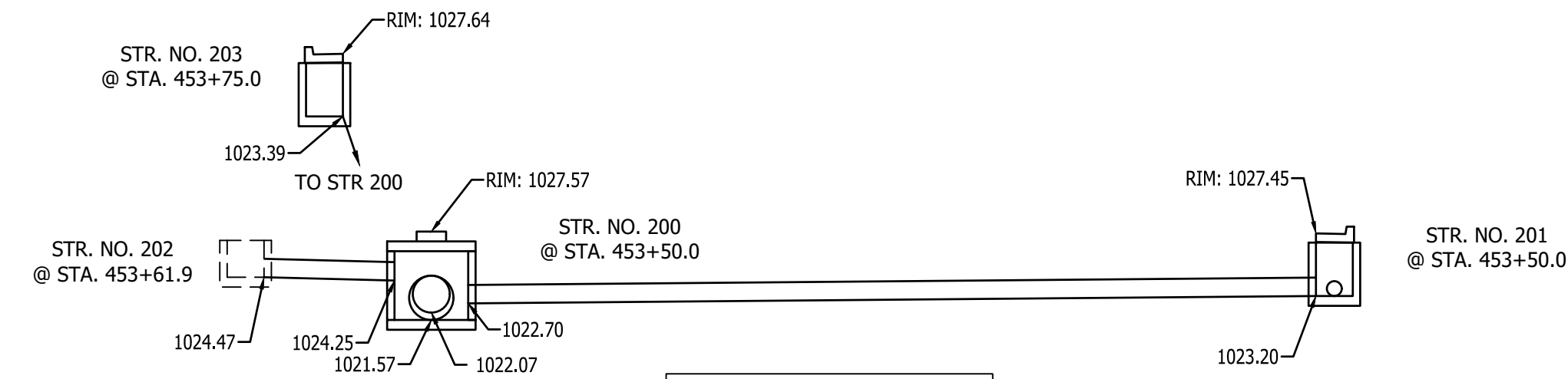
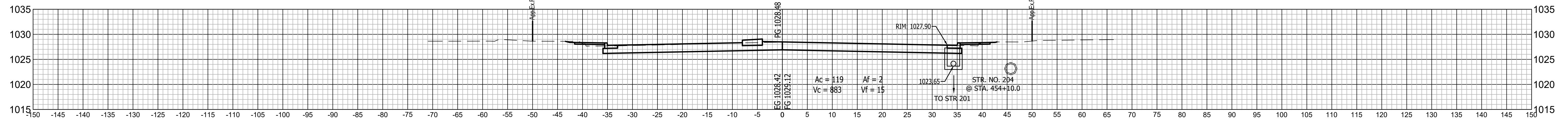
455+00 LINE "G"



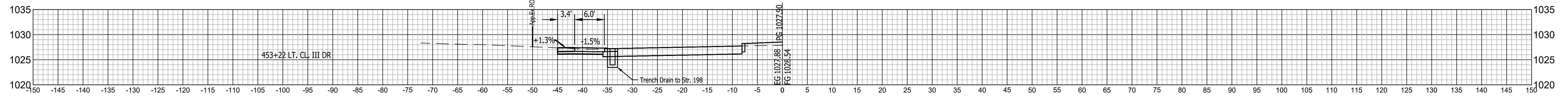
454+60 LINE "G"



454+00 LINE "G"



453+22 LINE "G"



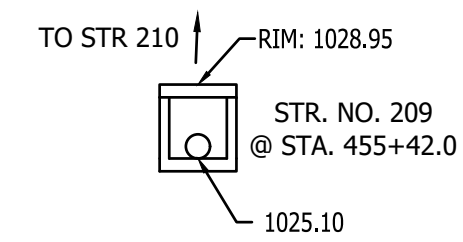
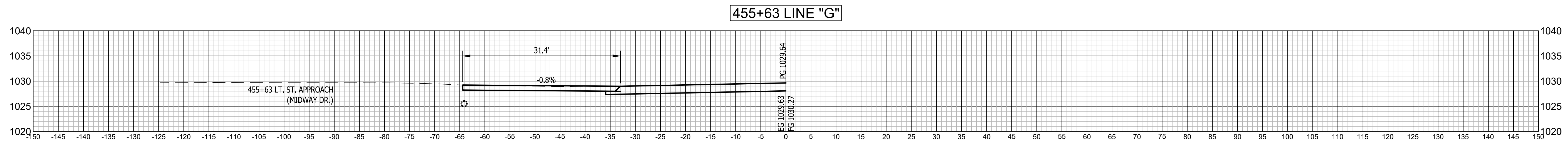
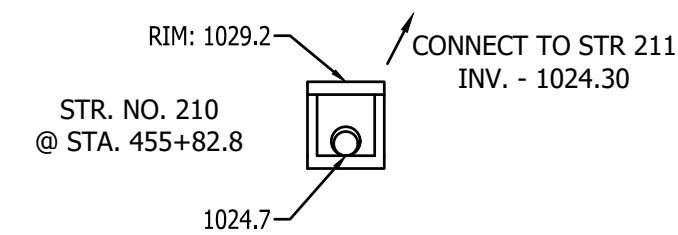
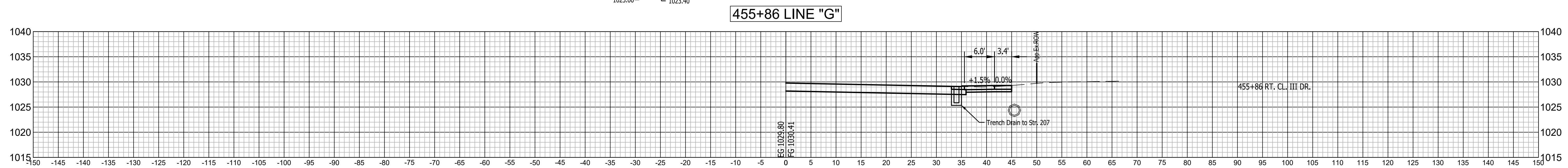
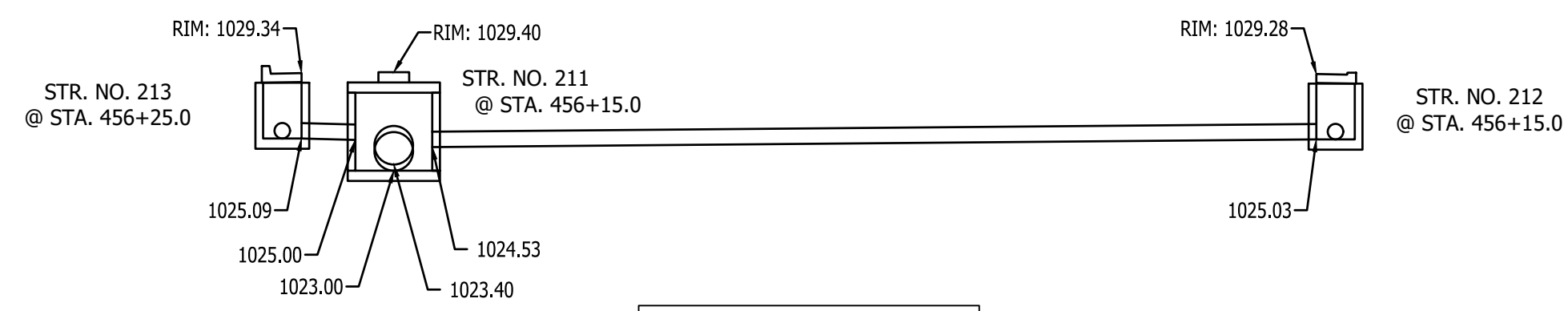
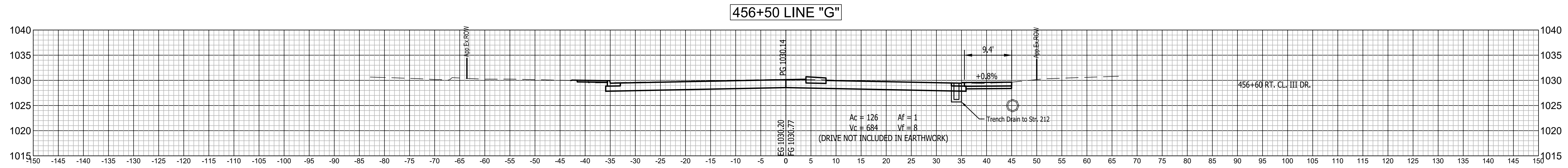
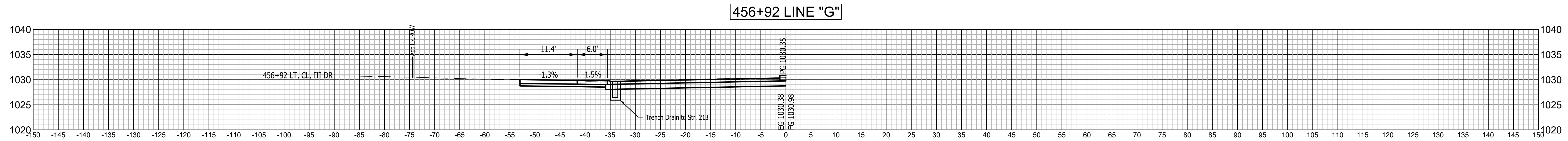
RECOMMENDED FOR APPROVAL _____
DESIGN ENGINEER DATE

DESIGNED: J.P.H. DRAWN: J.P.H.
CHECKED: J.L.B. CHECKED: J.L.B.

INDIANA DEPARTMENT OF TRANSPORTATION

LINE G - CROSS SECTIONS

HORIZONTAL SCALE	BRIDGE FILE
1" = 10'	N/A
VERTICAL SCALE	DESIGNATION
1" = 10'	1593230
SURVEY BOOK	SHEETS
N/A	195 of 227
CONTRACT	PROJECT
R-39270	1593230

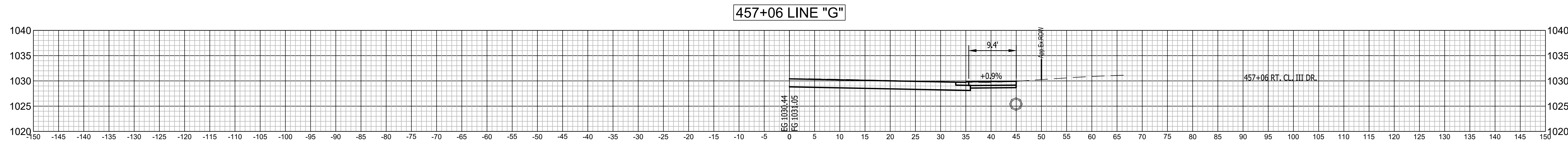
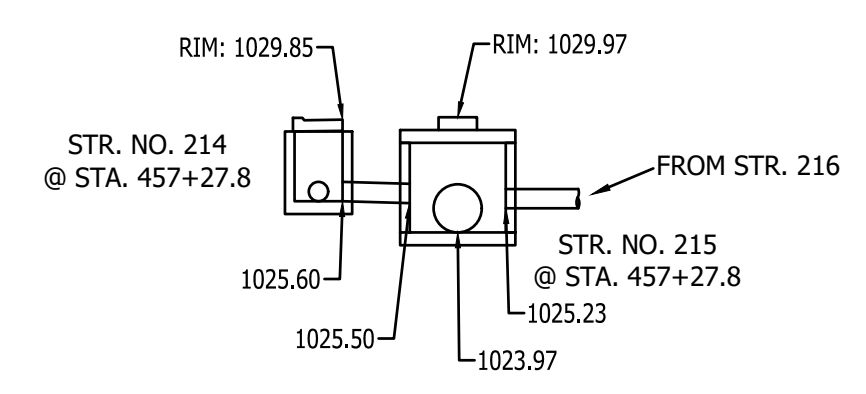
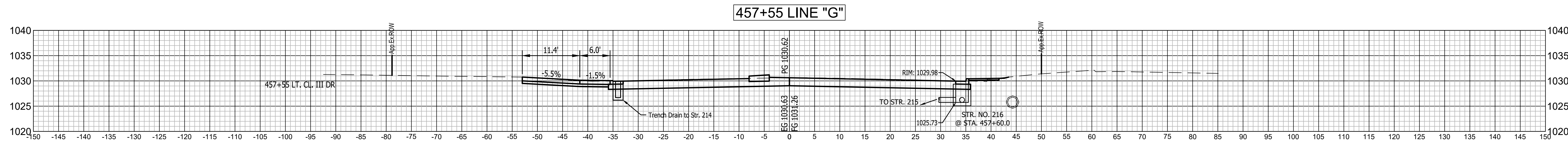
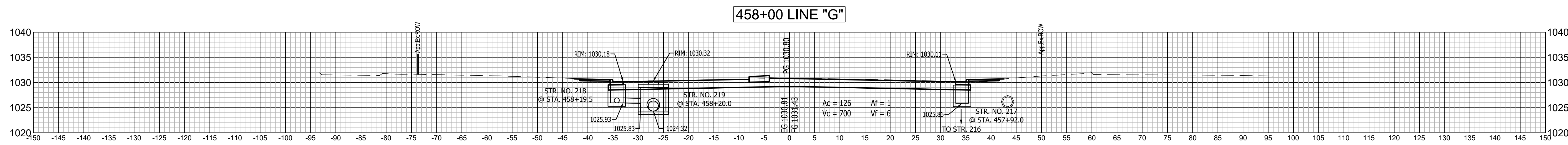
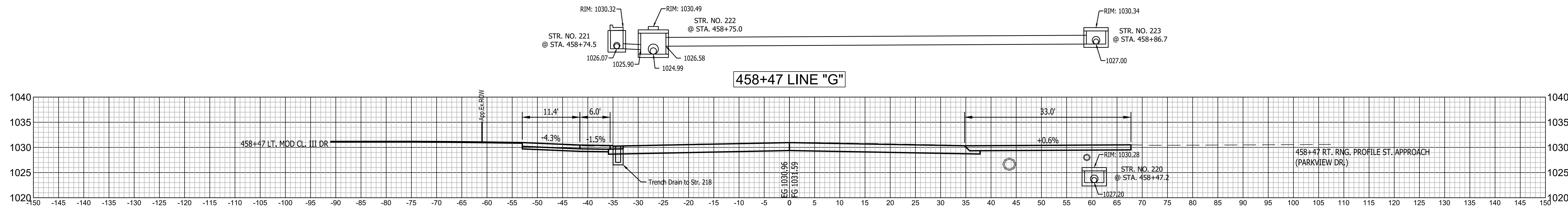


RECOMMENDED FOR APPROVAL	DESIGN ENGINEER	DATE
DESIGNED: J.P.H.	DRAWN: J.P.H.	
CHECKED: J.L.B.	CHECKED: J.L.B.	

INDIANA DEPARTMENT OF TRANSPORTATION

LINE G - CROSS SECTIONS

HORIZONTAL SCALE	BRIDGE FILE
1" = 10'	N/A
VERTICAL SCALE	DESIGNATION
1" = 10'	1593230
SURVEY BOOK	SHEETS
N/A	196 of 227
CONTRACT	PROJECT
R-39270	1593230



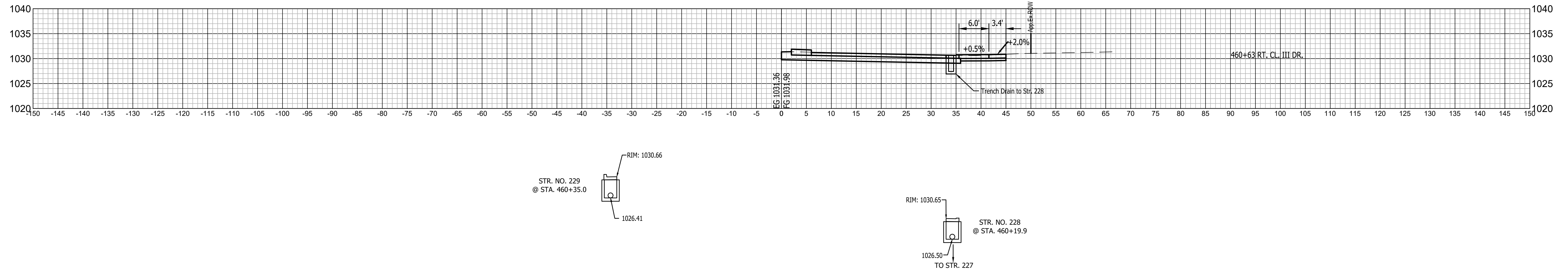
RECOMMENDED FOR APPROVAL	DESIGN ENGINEER	DATE
DESIGNED: J.P.H.	DRAWN: J.P.H.	
CHECKED: J.L.B.	CHECKED: J.L.B.	

INDIANA DEPARTMENT OF TRANSPORTATION

LINE G - CROSS SECTIONS

HORIZONTAL SCALE 1" = 10'	BRIDGE FILE N/A
VERTICAL SCALE 1" = 10'	DESIGNATION 1593230
SURVEY BOOK N/A	SHEETS 197 of 227
CONTRACT R-39270	PROJECT 1593230

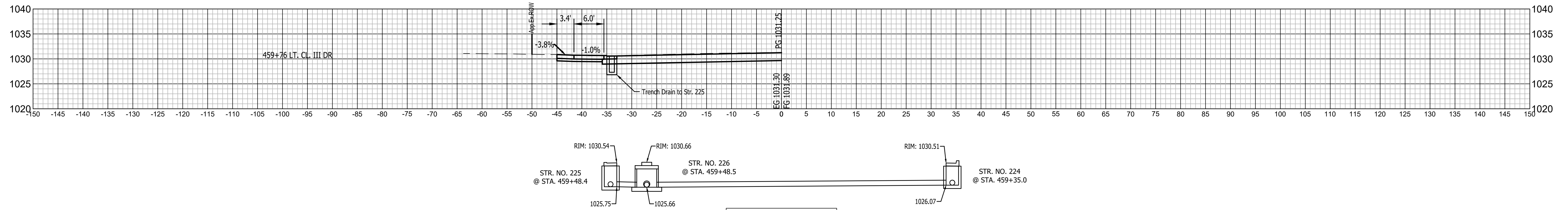
460+63 LINE "G"



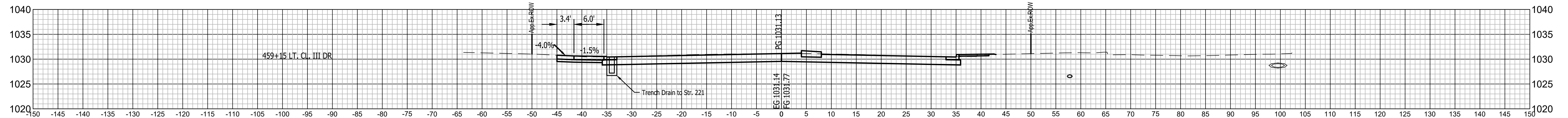
459+87 LINE "G"



459+76 LINE "G"



459+15 LINE "G"



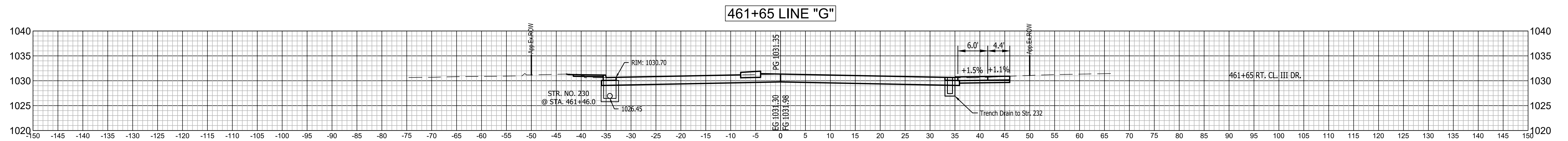
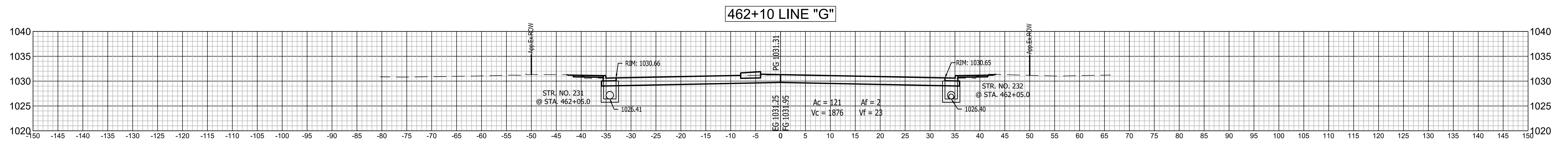
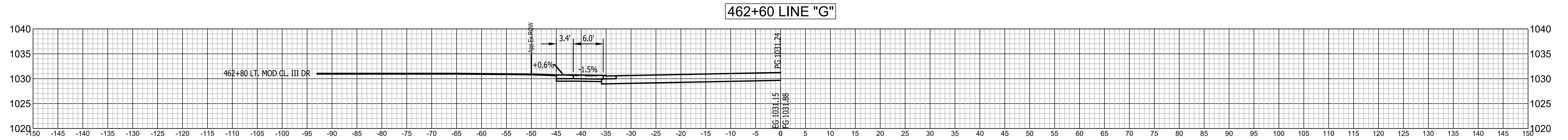
RECOMMENDED FOR APPROVAL _____
DESIGN ENGINEER DATE

DESIGNED: J.P.H. DRAWN: J.P.H.
CHECKED: J.L.B. CHECKED: J.L.B.

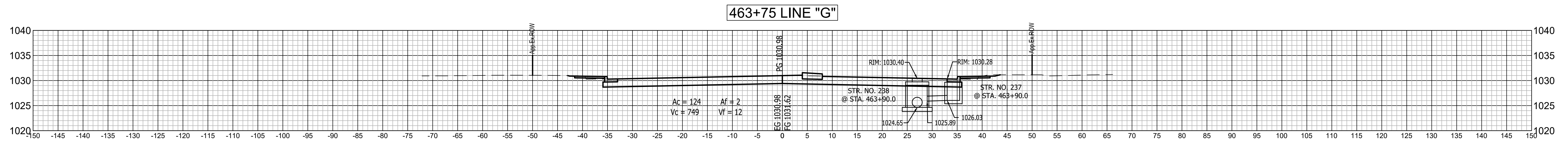
INDIANA DEPARTMENT OF TRANSPORTATION

LINE G - CROSS SECTIONS

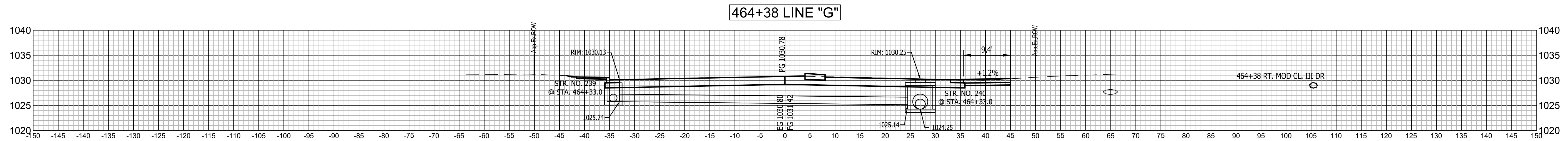
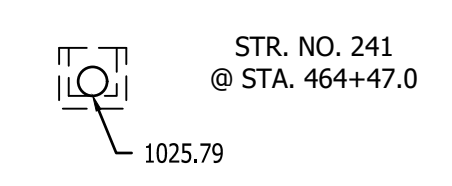
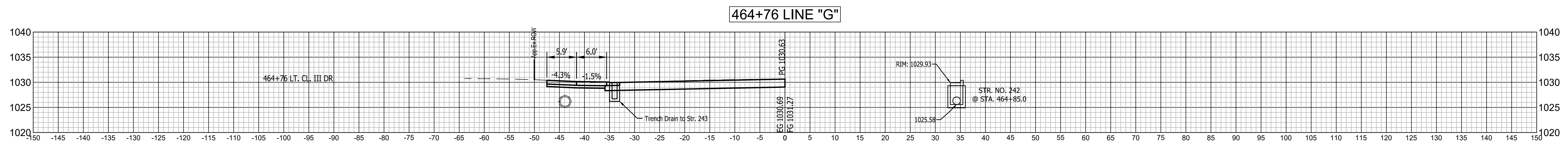
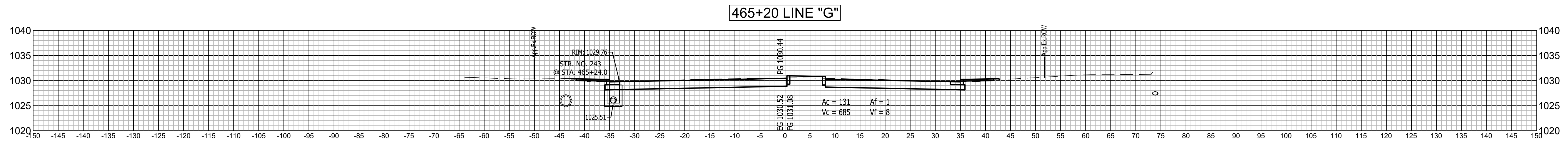
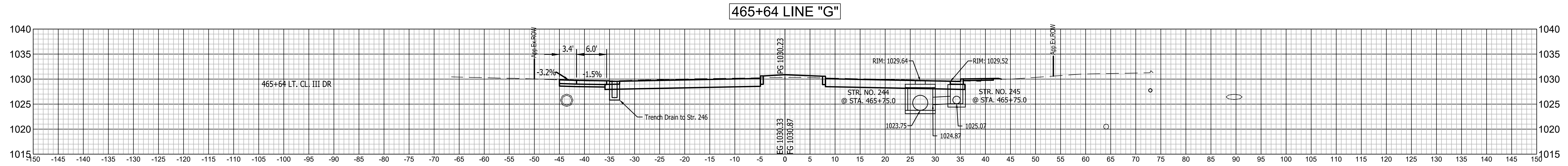
HORIZONTAL SCALE	BRIDGE FILE
1" = 10'	N/A
VERTICAL SCALE	DESIGNATION
1" = 10'	1593230
SURVEY BOOK	SHEETS
N/A	198 of 227
CONTRACT	PROJECT
R-39270	1593230



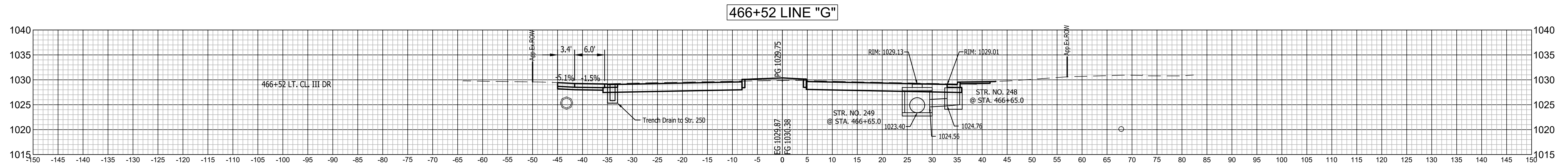
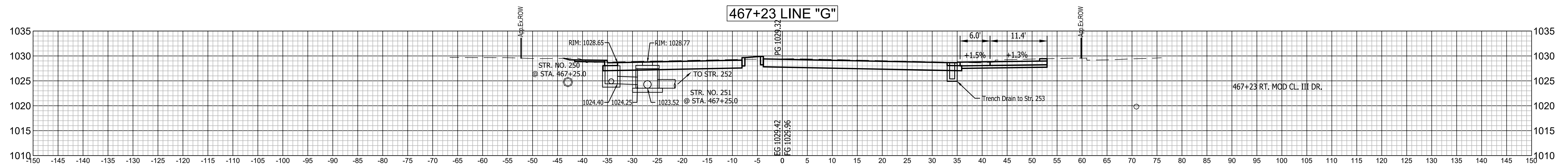
	RECOMMENDED FOR APPROVAL _____ DESIGN ENGINEER DATE	INDIANA DEPARTMENT OF TRANSPORTATION	HORIZONTAL SCALE 1" = 10' VERTICAL SCALE 1" = 10'	BRIDGE FILE N/A DESIGNATION 1593230
	DESIGNED: J.P.H. DRAWN: J.P.H. CHECKED: J.L.B. CHECKED: J.L.B.	LINE G - CROSS SECTIONS	SURVEY BOOK N/A CONTRACT R-39270	SHEETS 199 of 227 PROJECT 1593230



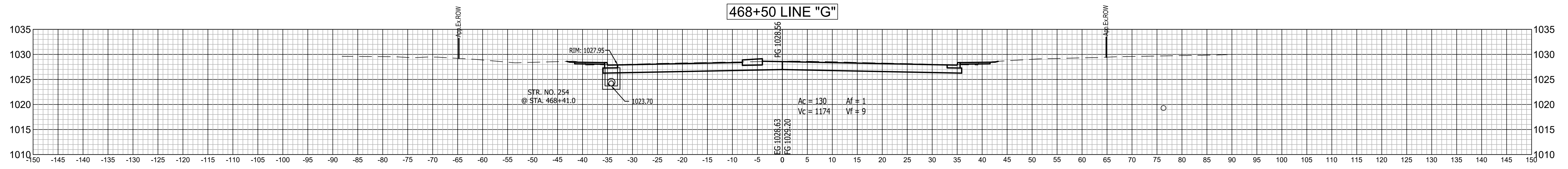
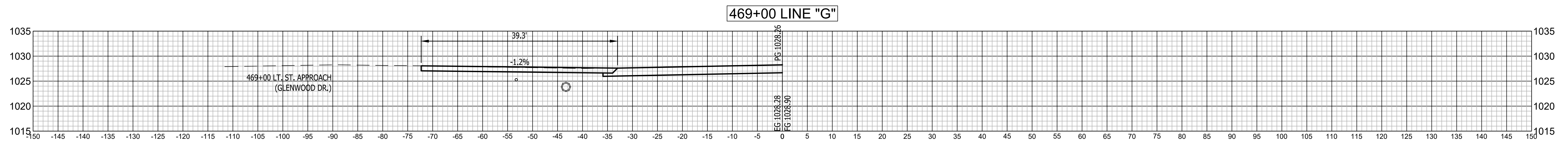
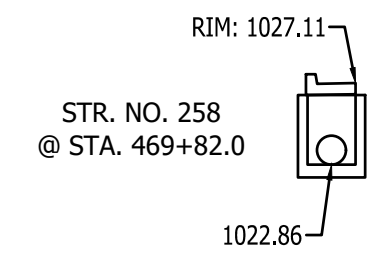
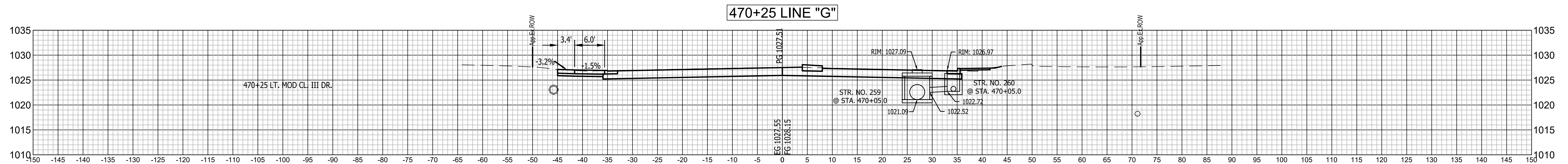
	RECOMMENDED FOR APPROVAL _____ DESIGN ENGINEER DATE	INDIANA DEPARTMENT OF TRANSPORTATION	HORIZONTAL SCALE 1" = 10' VERTICAL SCALE 1" = 10'	BRIDGE FILE N/A DESIGNATION 1593230
	DESIGNED: J.P.H. DRAWN: J.P.H. CHECKED: J.L.B. CHECKED: J.L.B.	LINE G - CROSS SECTIONS	SURVEY BOOK N/A CONTRACT R-39270	SHEETS 200 of 227 PROJECT 1593230



	RECOMMENDED FOR APPROVAL _____ DESIGN ENGINEER DATE	INDIANA DEPARTMENT OF TRANSPORTATION	HORIZONTAL SCALE 1" = 10' VERTICAL SCALE 1" = 10'	BRIDGE FILE N/A DESIGNATION 1593230
	DESIGNED: J.P.H. DRAWN: J.P.H. CHECKED: J.L.B. CHECKED: J.L.B.	LINE G - CROSS SECTIONS	SURVEY BOOK N/A CONTRACT R-39270	SHEETS 201 of 227 PROJECT 1593230



	RECOMMENDED FOR APPROVAL		INDIANA DEPARTMENT OF TRANSPORTATION	HORIZONTAL SCALE	BRIDGE FILE	
		DESIGN ENGINEER		DATE	1" = 10'	N/A
	DESIGNED: J.P.H.	DRAWN: J.P.H.			VERTICAL SCALE	DESIGNATION
	CHECKED: J.L.B.	CHECKED: J.L.B.			1" = 10'	1593230
			LINE G - CROSS SECTIONS	SURVEY BOOK	SHEETS	
				N/A	202 of 227	
				CONTRACT	PROJECT	
				R-39270	1593230	



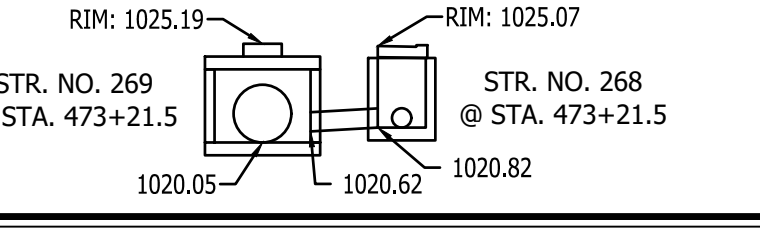
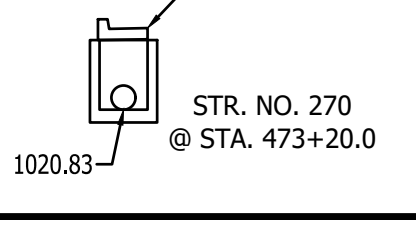
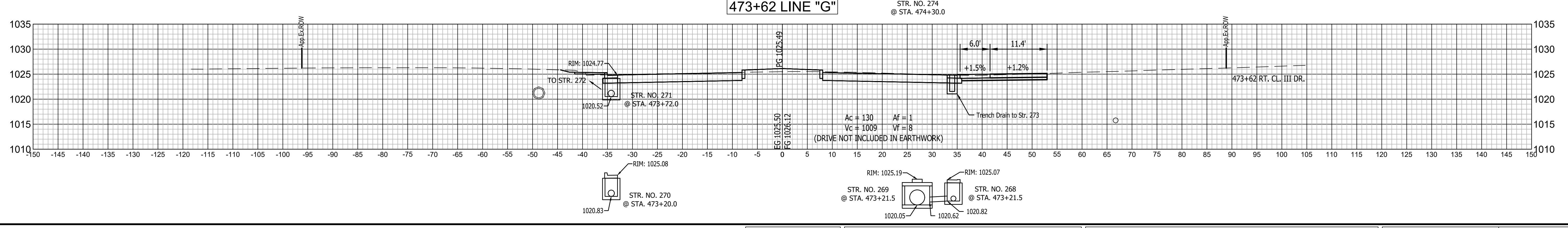
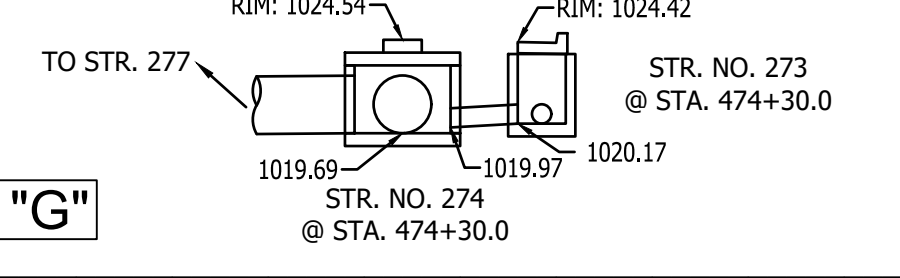
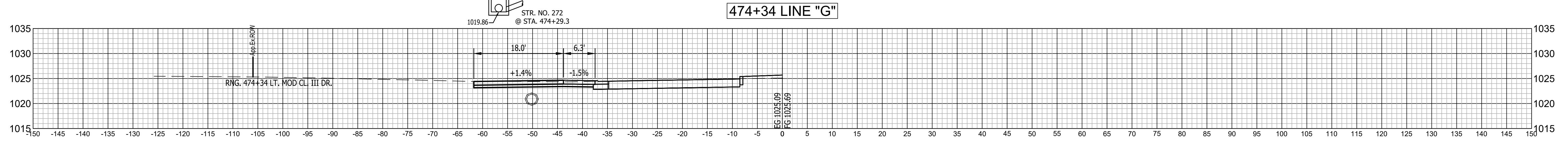
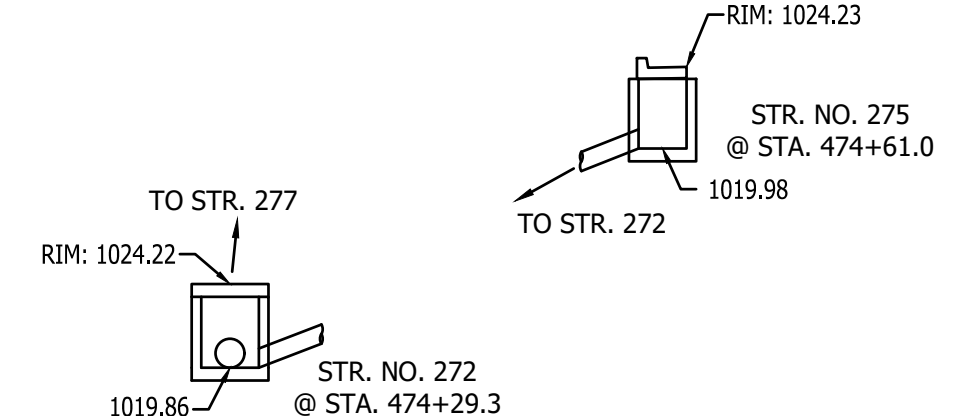
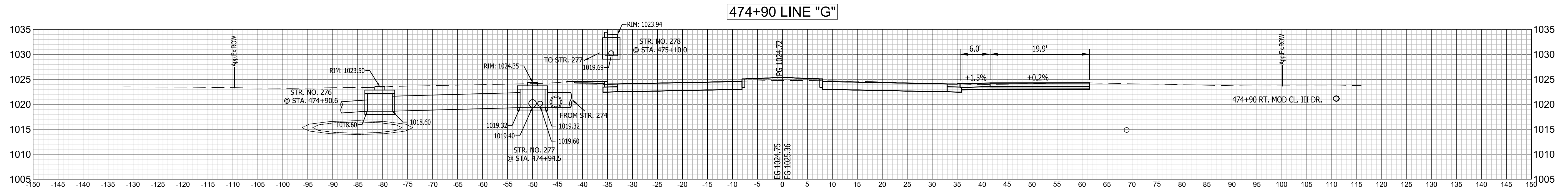
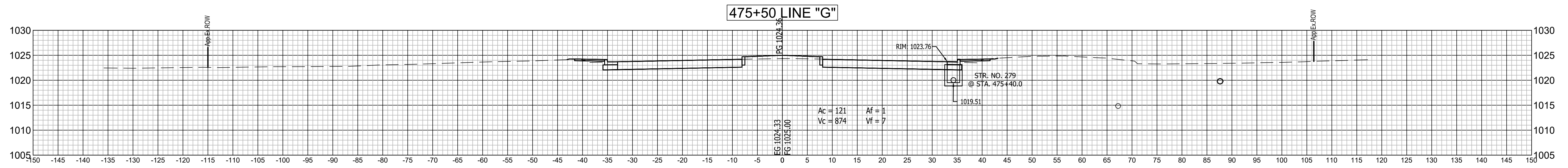
	RECOMMENDED FOR APPROVAL		INDIANA DEPARTMENT OF TRANSPORTATION	HORIZONTAL SCALE	BRIDGE FILE	
		DESIGN ENGINEER		DATE	1" = 10'	N/A
	DESIGNED: J.P.H.	DRAWN: J.P.H.			VERTICAL SCALE	DESIGNATION
	CHECKED: J.L.B.	CHECKED: J.L.B.			1" = 10'	1593230
			LINE G - CROSS SECTIONS	SURVEY BOOK	SHEETS	
				N/A	203 of 227	
				CONTRACT	PROJECT	
				R-39270	1593230	



$Ac = 127$
 $Vc = 1428$
 $Af = 1$
 $Vf = 11$



RECOMMENDED FOR APPROVAL	DESIGN ENGINEER _____ DATE _____		INDIANA DEPARTMENT OF TRANSPORTATION		HORIZONTAL SCALE	BRIDGE FILE
	DESIGNED: J.P.H.	DRAWN: J.P.H.			1" = 10'	N/A
CHECKED: J.L.B.	CHECKED: J.L.B.	LINE G - CROSS SECTIONS		VERTICAL SCALE	DESIGNATION	
				1" = 10'	1593230	
				SURVEY BOOK	SHEETS	
				N/A	204 of 227	
				CONTRACT	PROJECT	
				R-39270	1593230	



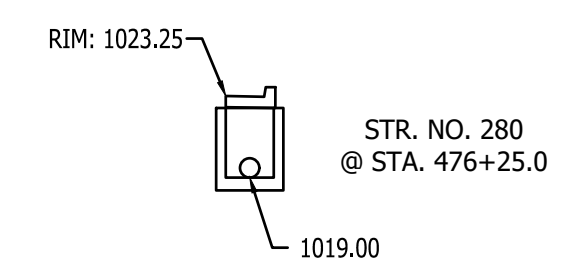
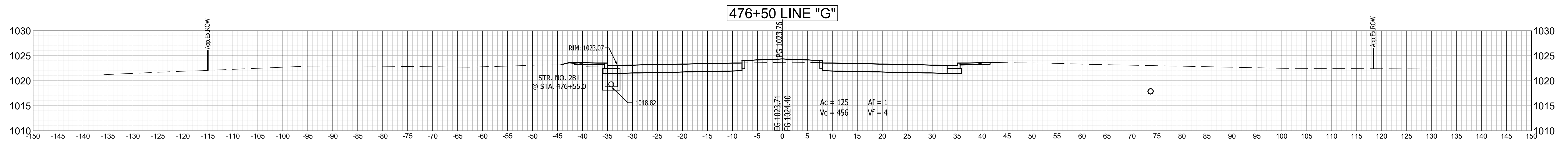
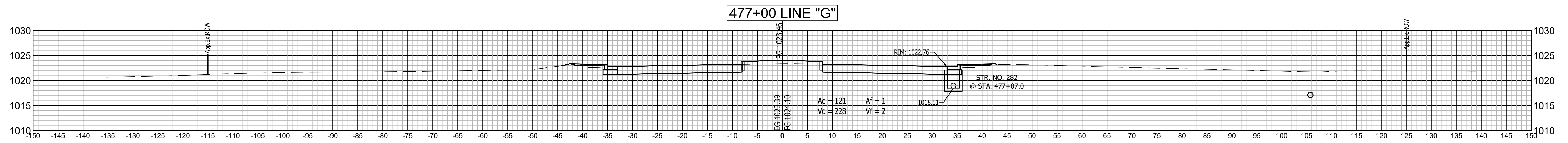
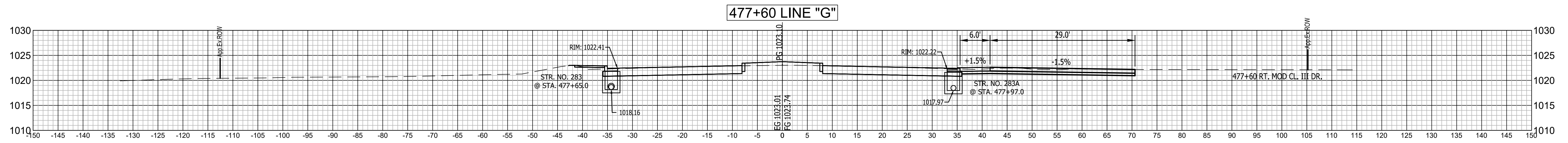
RECOMMENDED FOR APPROVAL _____
DESIGN ENGINEER DATE _____

DESIGNED: J.P.H. DRAWN: J.P.H.
CHECKED: J.L.B. CHECKED: J.L.B.

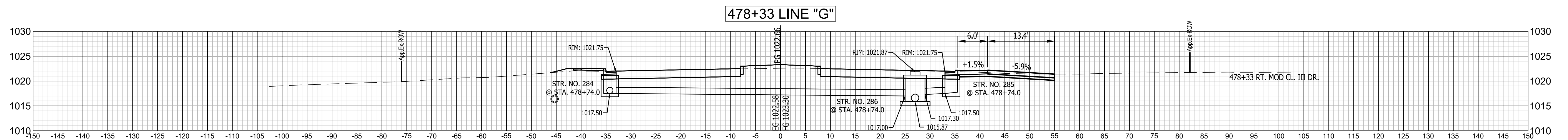
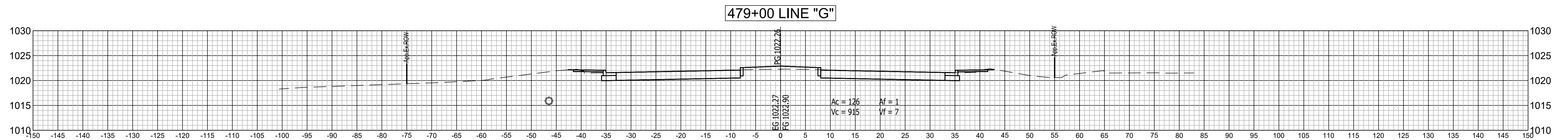
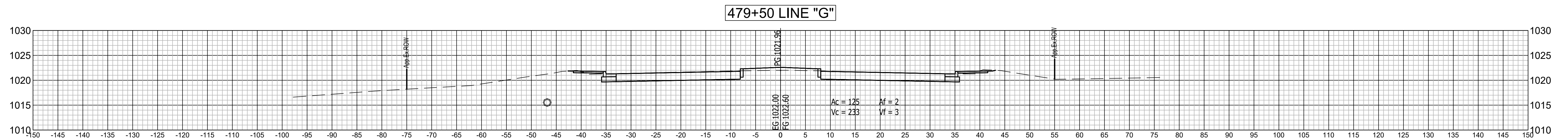
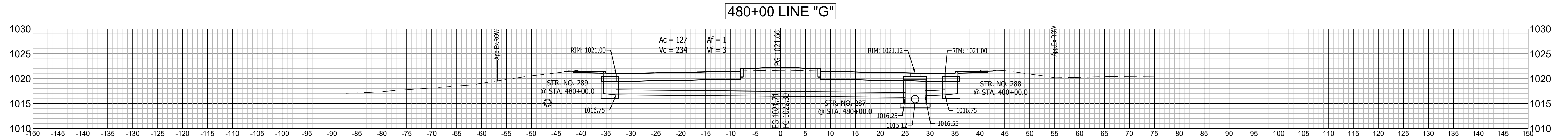
INDIANA DEPARTMENT OF TRANSPORTATION

LINE G - CROSS SECTIONS

HORIZONTAL SCALE	BRIDGE FILE
1" = 10'	N/A
VERTICAL SCALE	DESIGNATION
1" = 10'	1593230
SURVEY BOOK	SHEETS
N/A	205 of 227
CONTRACT	PROJECT
R-39270	1593230

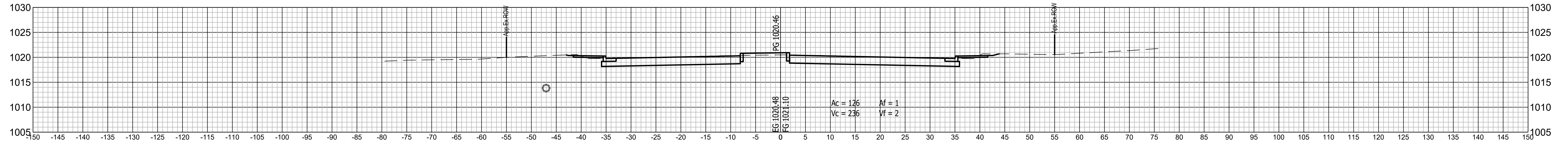


	RECOMMENDED FOR APPROVAL _____	DESIGN ENGINEER _____	DATE _____	INDIANA DEPARTMENT OF TRANSPORTATION LINE G - CROSS SECTIONS	HORIZONTAL SCALE 1" = 10'	BRIDGE FILE N/A
	DESIGNED: J.P.H.	DRAWN: J.P.H.			VERTICAL SCALE 1" = 10'	DESIGNATION 1593230
	CHECKED: J.L.B.	CHECKED: J.L.B.			SURVEY BOOK N/A	SHEETS 206 of 227
					CONTRACT R-39270	PROJECT 1593230

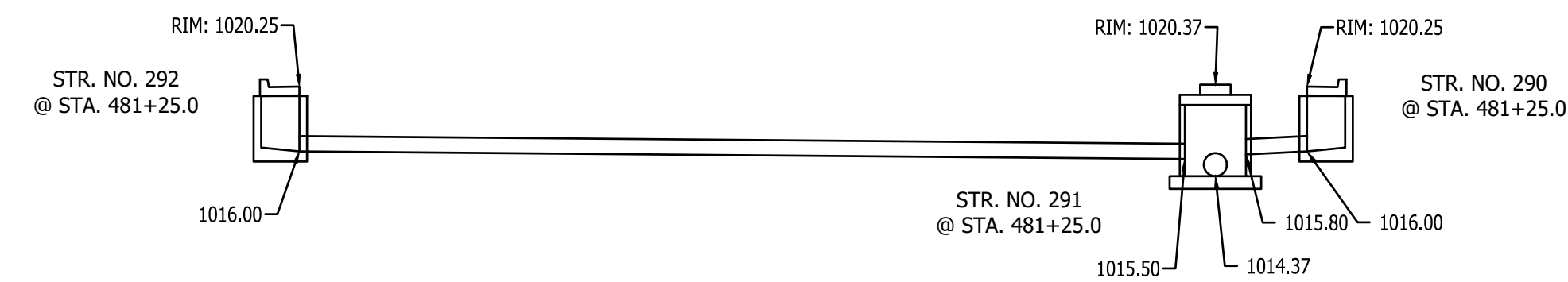
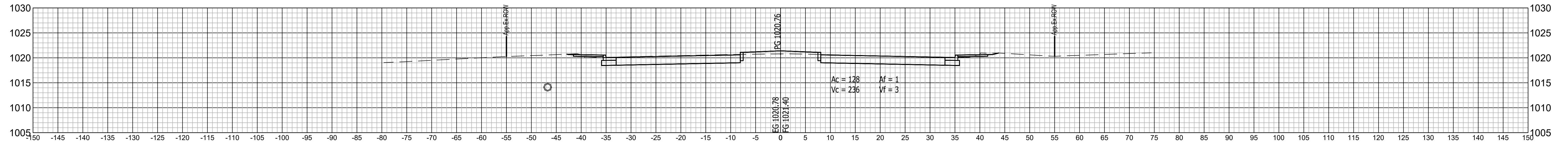


	RECOMMENDED FOR APPROVAL _____ DESIGN ENGINEER DATE	INDIANA DEPARTMENT OF TRANSPORTATION	HORIZONTAL SCALE 1" = 10'	BRIDGE FILE N/A
	DESIGNED: J.P.H. DRAWN: J.P.H. CHECKED: J.L.B. CHECKED: J.L.B.	LINE G - CROSS SECTIONS	VERTICAL SCALE 1" = 10'	DESIGNATION 1593230
			SURVEY BOOK N/A	SHEETS 207 of 227
			CONTRACT R-39270	PROJECT 1593230

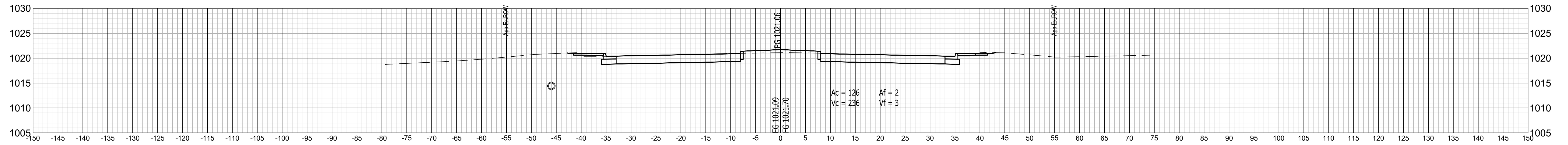
482+00 LINE "G"



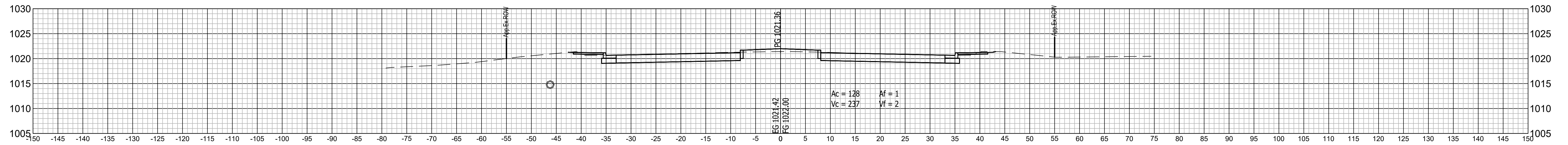
481+50 LINE "G"



481+00 LINE "G"



480+50 LINE "G"

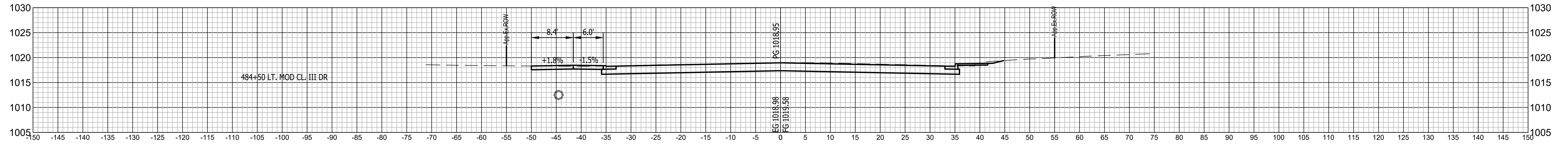


RECOMMENDED FOR APPROVAL _____
DESIGNED: J.P.H. DRAWN: J.P.H.
CHECKED: J.L.B. CHECKED: J.L.B.

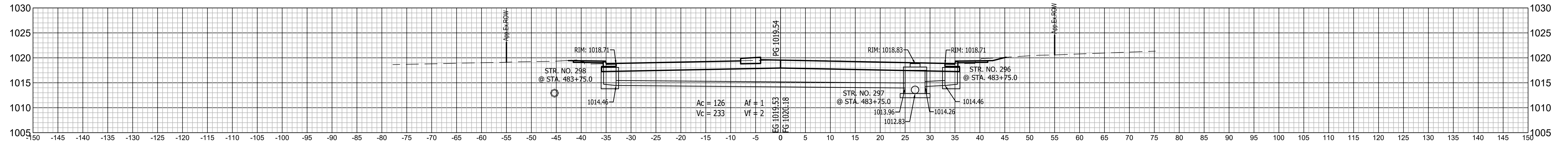
INDIANA DEPARTMENT OF TRANSPORTATION
LINE G - CROSS SECTIONS

HORIZONTAL SCALE 1" = 10'	BRIDGE FILE N/A
VERTICAL SCALE 1" = 10'	DESIGNATION 1593230
SURVEY BOOK N/A	SHEETS 208 of 227
CONTRACT R-39270	PROJECT 1593230

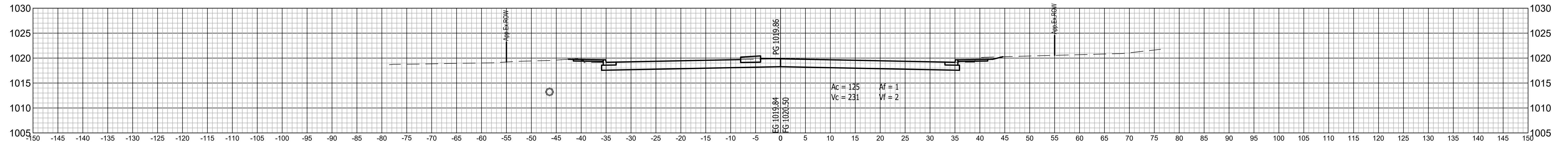
484+31 LINE "G"



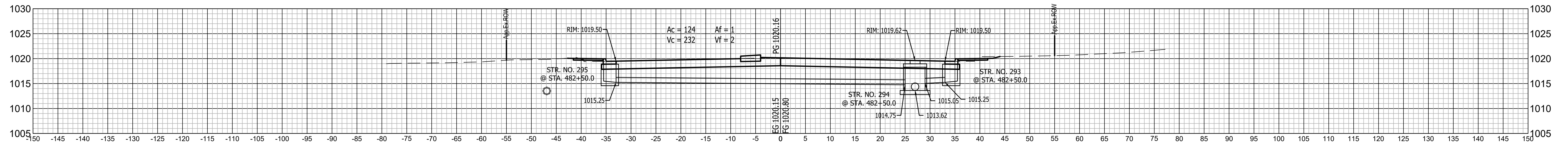
483+50 LINE "G"



483+00 LINE "G"



482+50 LINE "G"

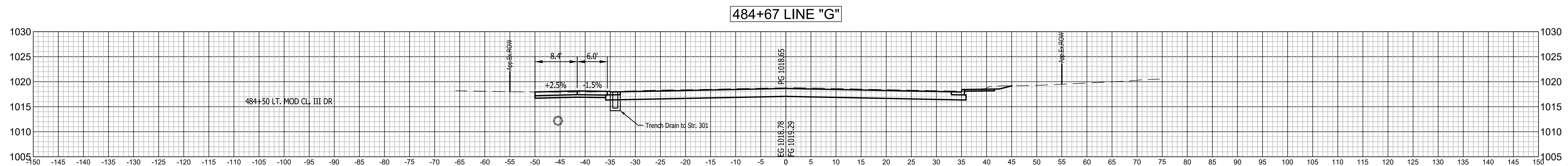
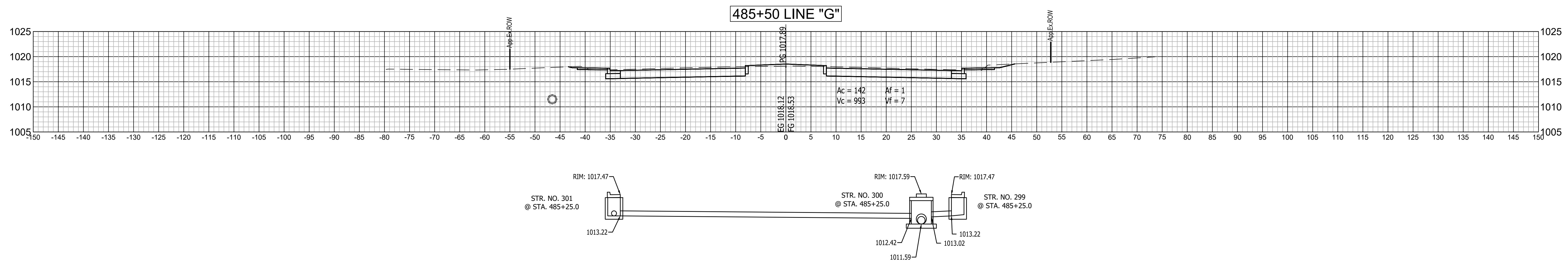
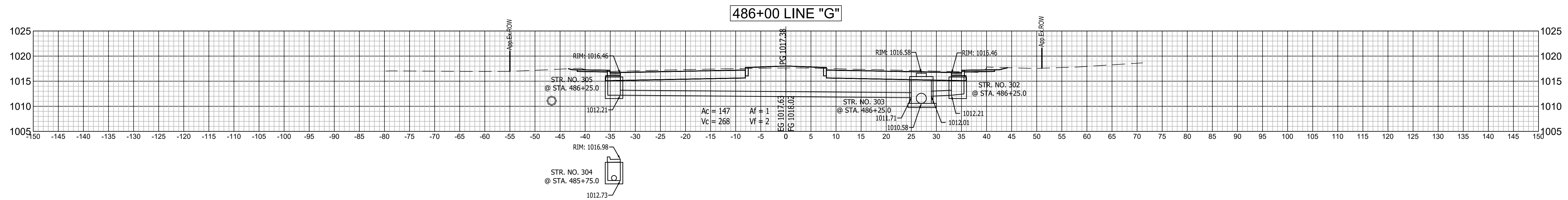
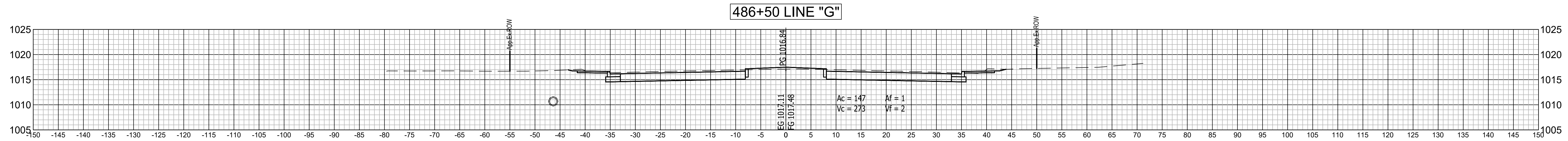


RECOMMENDED FOR APPROVAL	DESIGN ENGINEER	DATE
DESIGNED: J.P.H.	DRAWN: J.P.H.	
CHECKED: J.L.B.	CHECKED: J.L.B.	

**INDIANA
DEPARTMENT OF TRANSPORTATION**

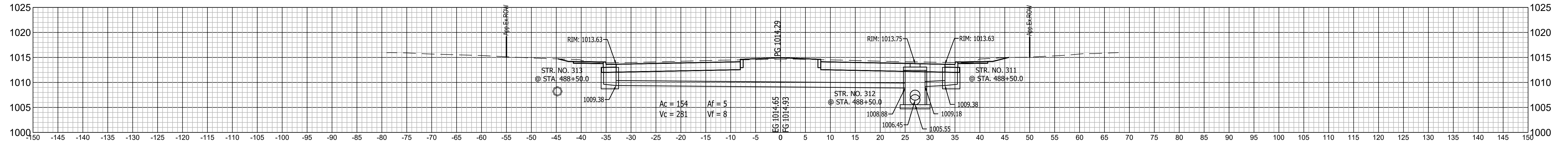
LINE G - CROSS SECTIONS

HORIZONTAL SCALE 1" = 10'	BRIDGE FILE N/A
VERTICAL SCALE 1" = 10'	DESIGNATION 1593230
SURVEY BOOK N/A	SHEETS 209 of 227
CONTRACT R-39270	PROJECT 1593230

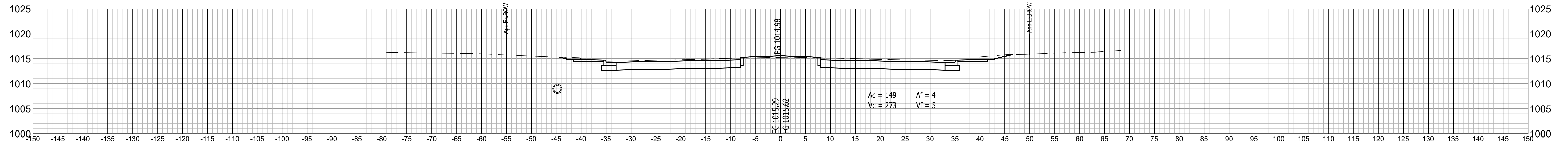


RECOMMENDED FOR APPROVAL	DESIGN ENGINEER _____ DATE _____		INDIANA DEPARTMENT OF TRANSPORTATION	HORIZONTAL SCALE	BRIDGE FILE
				1" = 10'	N/A
DESIGNED: J.P.H.	DRAWN: J.P.H.		LINE G - CROSS SECTIONS	VERTICAL SCALE	DESIGNATION
CHECKED: J.L.B.	CHECKED: J.L.B.			1" = 10'	1593230
				SURVEY BOOK	SHEETS
				N/A	210 of 227
				CONTRACT	PROJECT
				R-39270	1593230

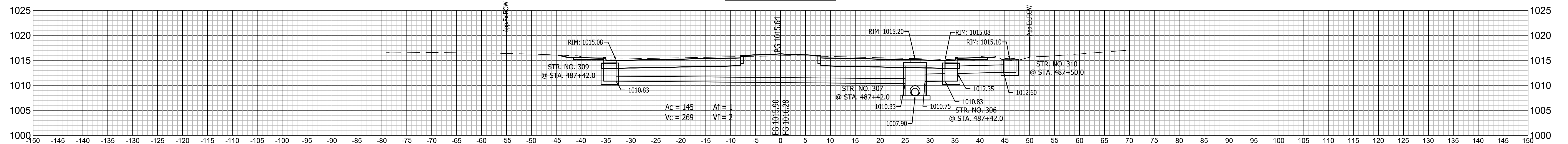
488+50 LINE "G"



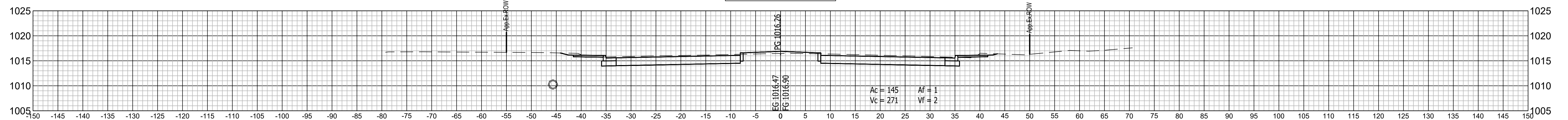
488+00 LINE "G"



487+50 LINE "G"



487+00 LINE "G"



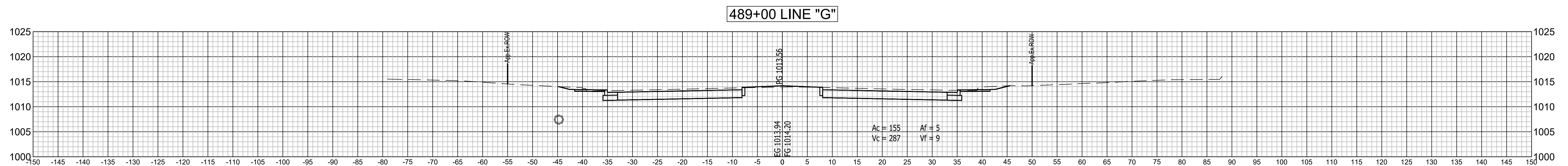
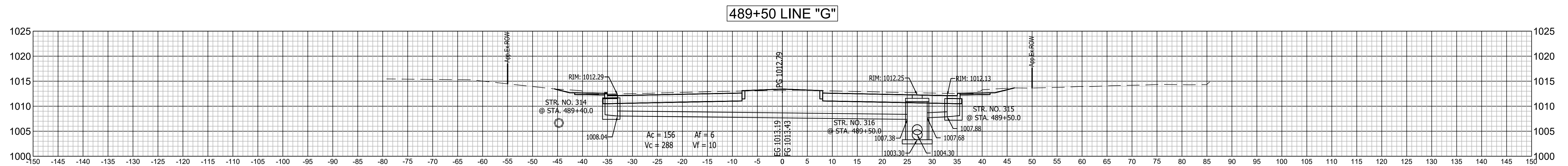
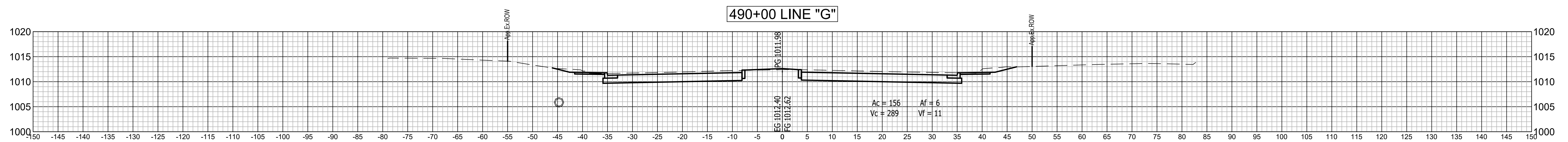
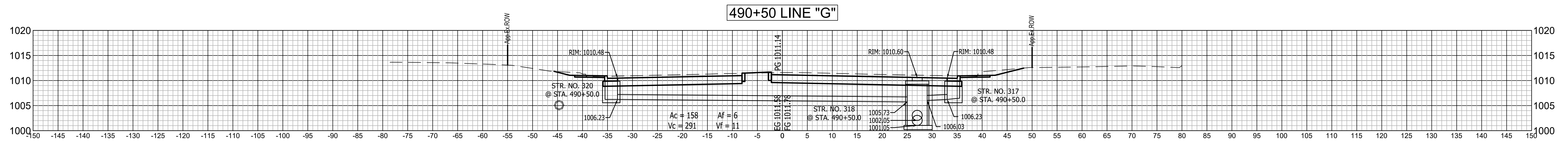
RECOMMENDED FOR APPROVAL _____
DESIGN ENGINEER DATE

DESIGNED: J.P.H. DRAWN: J.P.H.
CHECKED: J.L.B. CHECKED: J.L.B.

INDIANA DEPARTMENT OF TRANSPORTATION

LINE G - CROSS SECTIONS

HORIZONTAL SCALE	BRIDGE FILE
1" = 10'	N/A
VERTICAL SCALE	DESIGNATION
1" = 10'	1593230
SURVEY BOOK	SHEETS
N/A	211 of 227
CONTRACT	PROJECT
R-39270	1593230



RECOMMENDED FOR APPROVAL _____
DESIGN ENGINEER DATE

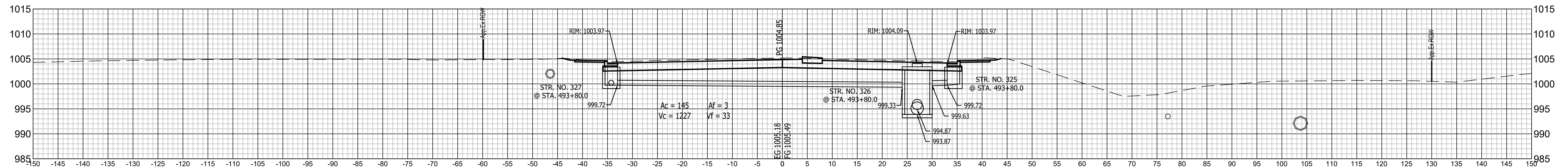
DESIGNED: J.P.H. DRAWN: J.P.H.
CHECKED: J.L.B. CHECKED: J.L.B.

INDIANA DEPARTMENT OF TRANSPORTATION

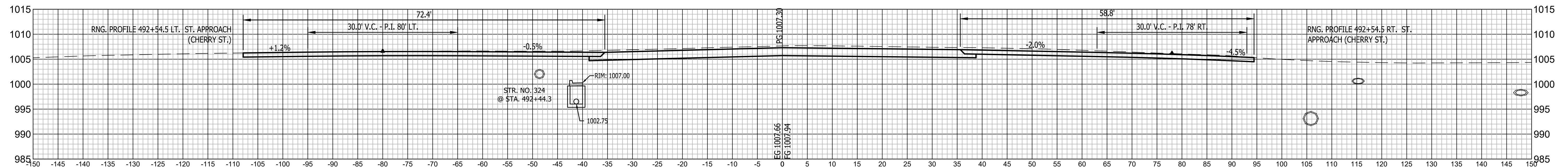
LINE G - CROSS SECTIONS

HORIZONTAL SCALE	BRIDGE FILE
1" = 10'	N/A
VERTICAL SCALE	DESIGNATION
1" = 10'	1593230
SURVEY BOOK	SHEETS
N/A	212 of 227
CONTRACT	PROJECT
R-39270	1593230

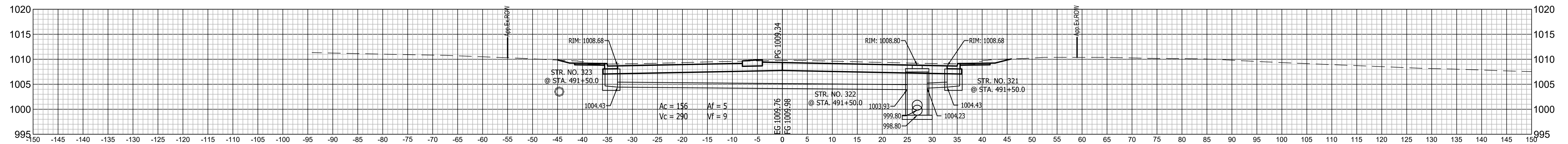
493+70 LINE "G"



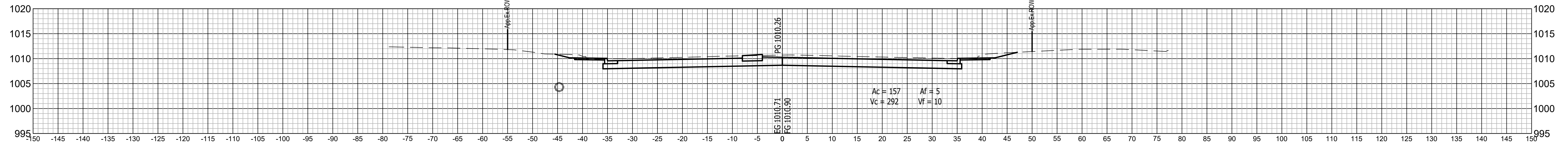
492+54.50 LINE "G"



491+50 LINE "G"



491+00 LINE "G"



RECOMMENDED FOR APPROVAL _____
DESIGN ENGINEER DATE

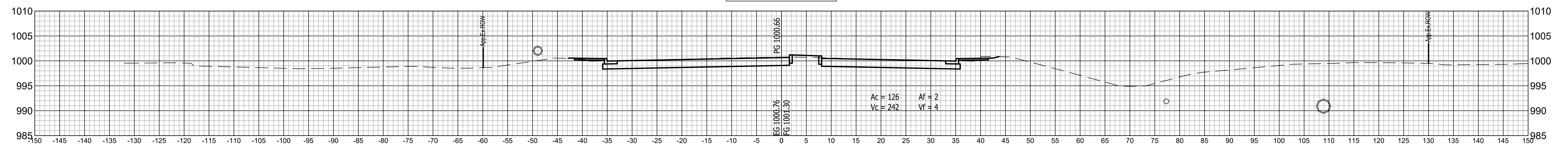
DESIGNED: J.P.H. DRAWN: J.P.H.
CHECKED: J.L.B. CHECKED: J.L.B.

INDIANA DEPARTMENT OF TRANSPORTATION

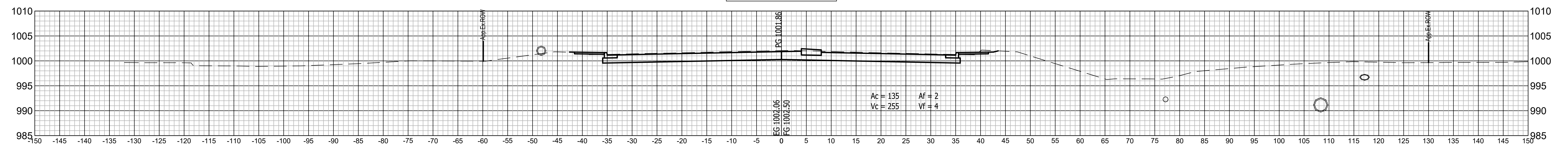
LINE G - CROSS SECTIONS

HORIZONTAL SCALE	BRIDGE FILE
1" = 10'	N/A
VERTICAL SCALE	DESIGNATION
1" = 10'	1593230
SURVEY BOOK	SHEETS
N/A	213 of 227
CONTRACT	PROJECT
R-39270	1593230

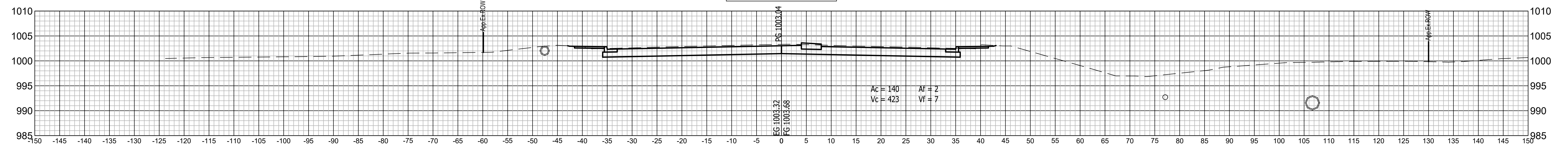
495+50 LINE "G"



495+00 LINE "G"

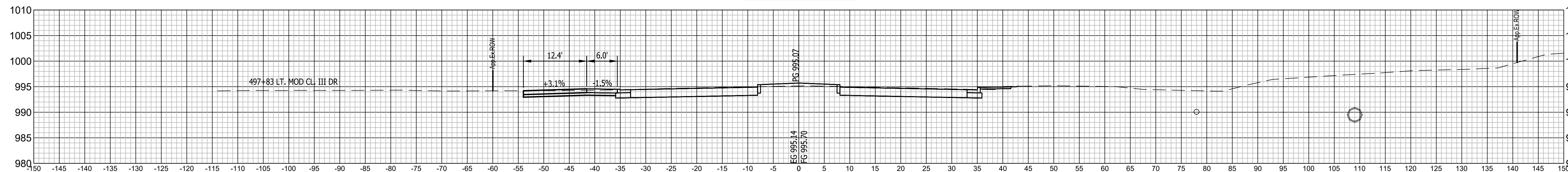


494+50 LINE "G"

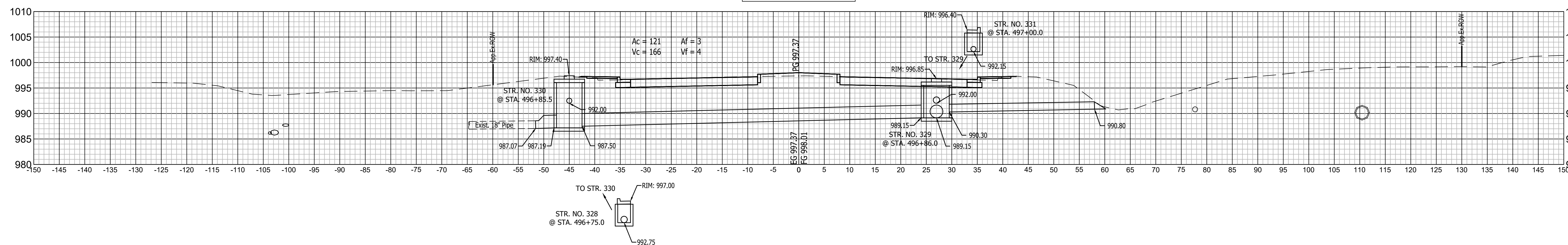


	RECOMMENDED FOR APPROVAL		INDIANA DEPARTMENT OF TRANSPORTATION	HORIZONTAL SCALE	BRIDGE FILE
	DESIGNED: J.P.H.	DRAWN: J.P.H.		1" = 10'	N/A
	CHECKED: J.L.B.	CHECKED: J.L.B.		VERTICAL SCALE	DESIGNATION
				1" = 10'	1593230
			LINE G - CROSS SECTIONS	SURVEY BOOK	SHEETS
				N/A	214 of 227
				CONTRACT	PROJECT
				R-39270	1593230

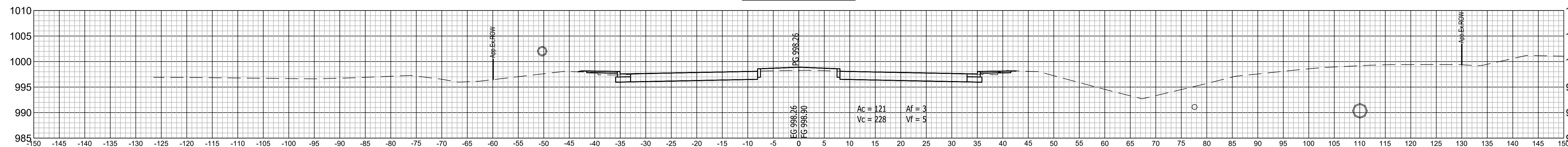
497+83 LINE "G"



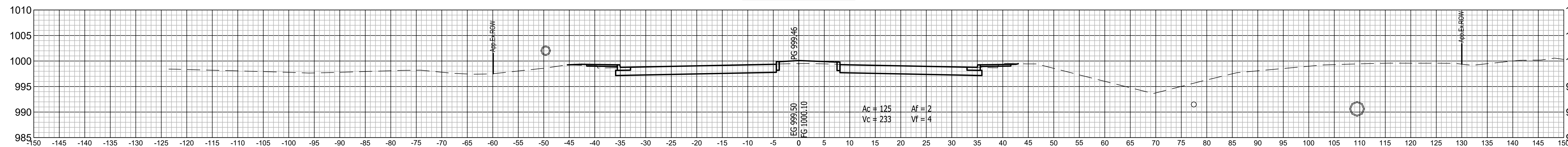
496+87 LINE "G"



496+50 LINE "G"



496+00 LINE "G"



RECOMMENDED FOR APPROVAL _____
DESIGN ENGINEER DATE

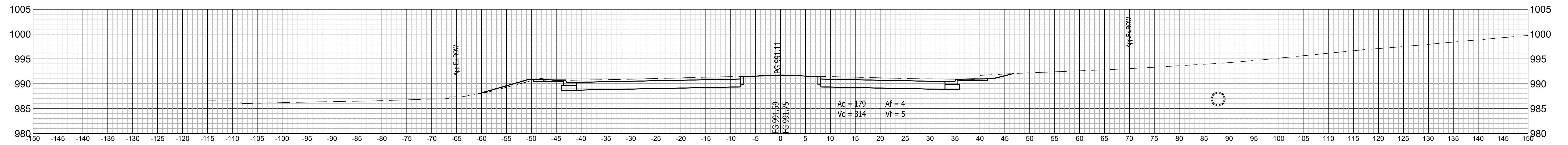
DESIGNED: J.P.H. DRAWN: J.P.H.
CHECKED: J.L.B. CHECKED: J.L.B.

INDIANA DEPARTMENT OF TRANSPORTATION

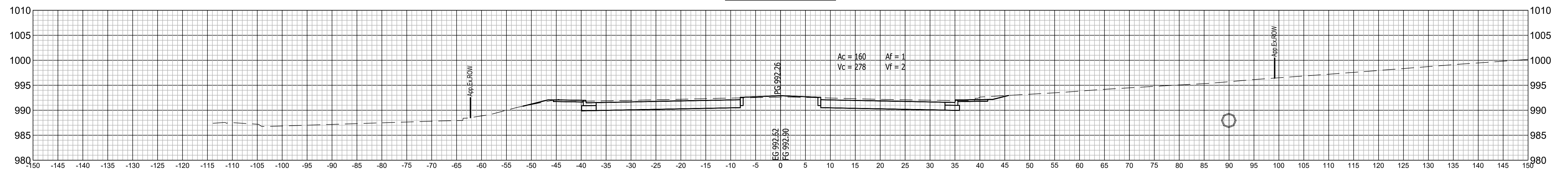
LINE G - CROSS SECTIONS

HORIZONTAL SCALE 1" = 10'	BRIDGE FILE N/A
VERTICAL SCALE 1" = 10'	DESIGNATION 1593230
SURVEY BOOK N/A	SHEETS 215 of 227
CONTRACT R-39270	PROJECT 1593230

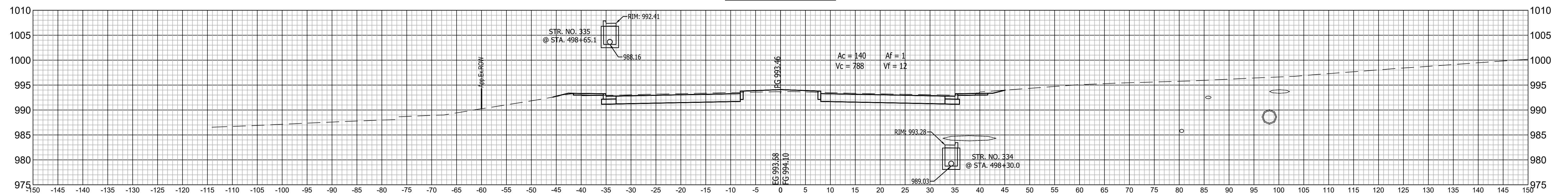
499+50 LINE "G"



499+00 LINE "G"



498+50 LINE "G"



RECOMMENDED FOR APPROVAL _____
DESIGN ENGINEER DATE

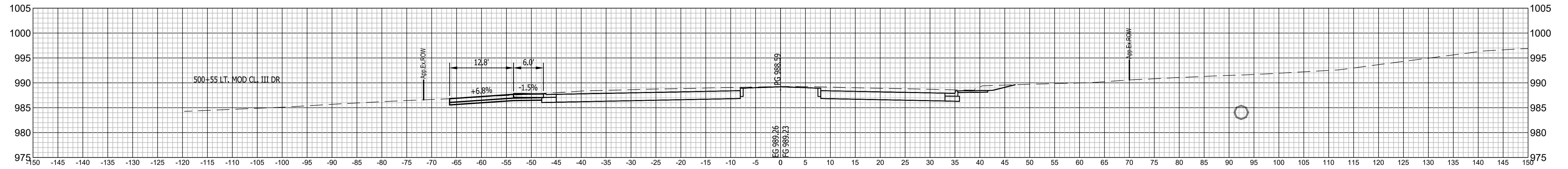
DESIGNED: J.P.H. DRAWN: J.P.H.
CHECKED: J.L.B. CHECKED: J.L.B.

INDIANA DEPARTMENT OF TRANSPORTATION

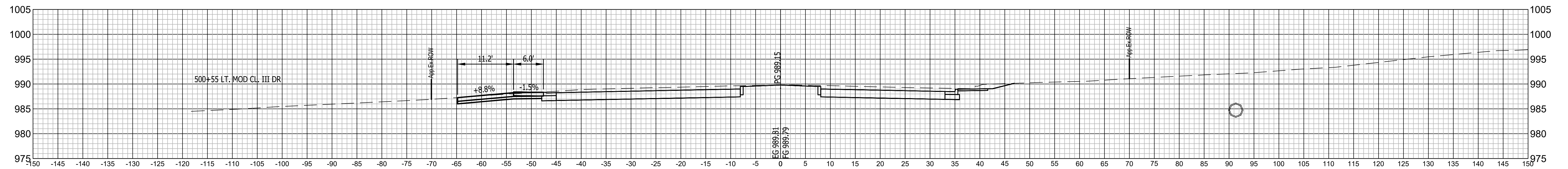
LINE G - CROSS SECTIONS

HORIZONTAL SCALE 1" = 10'	BRIDGE FILE N/A
VERTICAL SCALE 1" = 10'	DESIGNATION 1593230
SURVEY BOOK N/A	SHEETS 216 of 227
CONTRACT R-39270	PROJECT 1593230

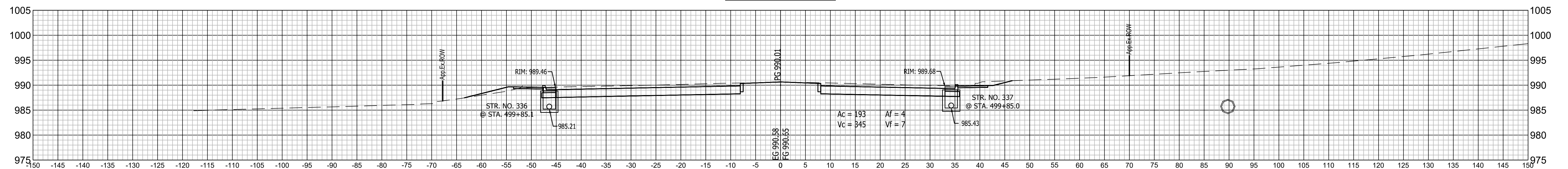
500+69 LINE "G"



500+41 LINE "G"



500+00 LINE "G"



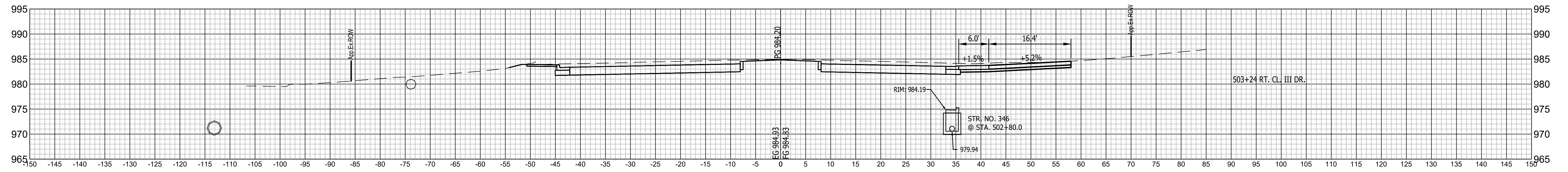
RECOMMENDED FOR APPROVAL _____		DESIGN ENGINEER _____ DATE _____	
DESIGNED: J.P.H.	DRAWN: J.P.H.		
CHECKED: J.L.B.	CHECKED: J.L.B.		

**INDIANA
DEPARTMENT OF TRANSPORTATION**

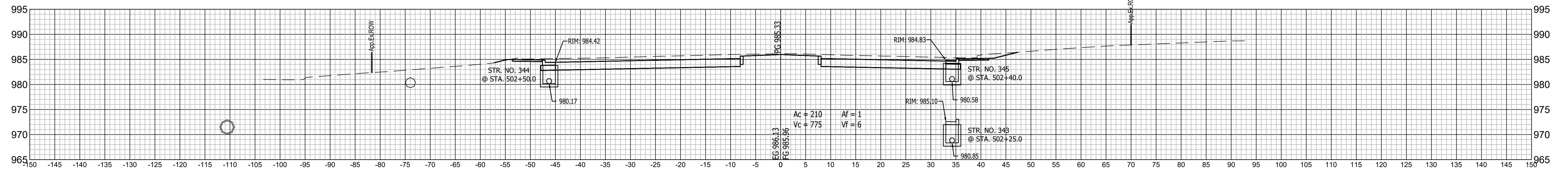
LINE G - CROSS SECTIONS

HORIZONTAL SCALE 1" = 10'	BRIDGE FILE N/A
VERTICAL SCALE 1" = 10'	DESIGNATION 1593230
SURVEY BOOK N/A	SHEETS 217 of 227
CONTRACT R-39270	PROJECT 1593230

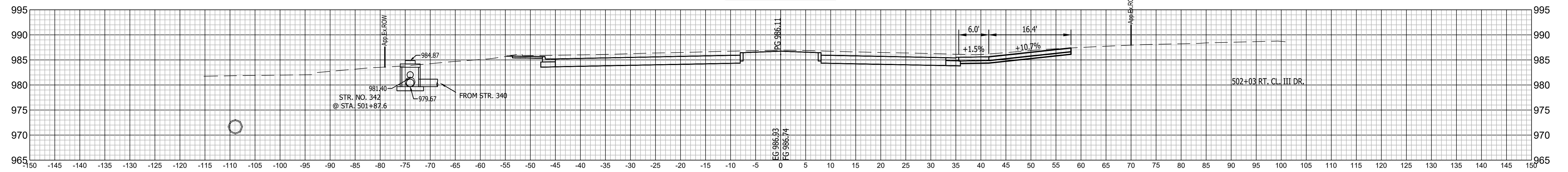
503+24 LINE "G"



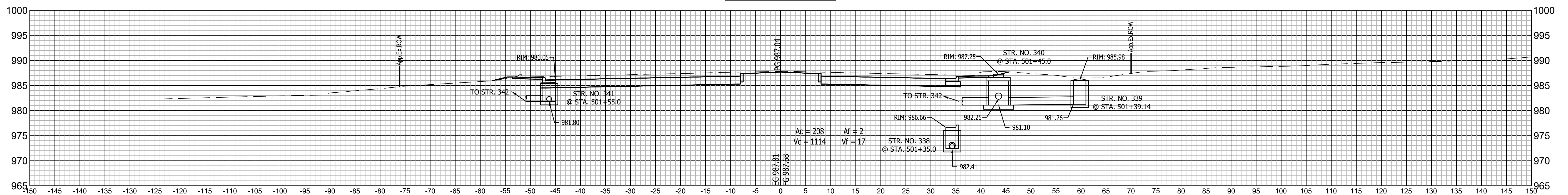
502+50 LINE "G"



502+03 LINE "G"



501+50 LINE "G"



RECOMMENDED FOR APPROVAL _____
DESIGN ENGINEER DATE

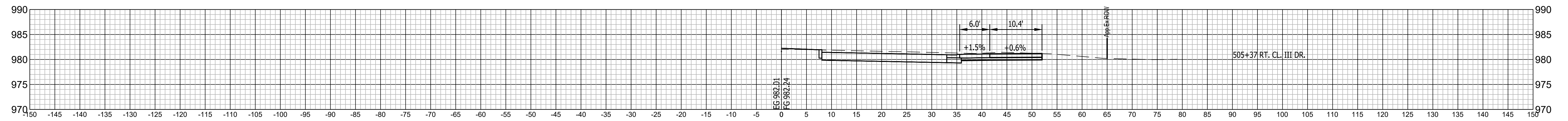
DESIGNED: J.P.H. DRAWN: J.P.H.
CHECKED: J.L.B. CHECKED: J.L.B.

INDIANA DEPARTMENT OF TRANSPORTATION

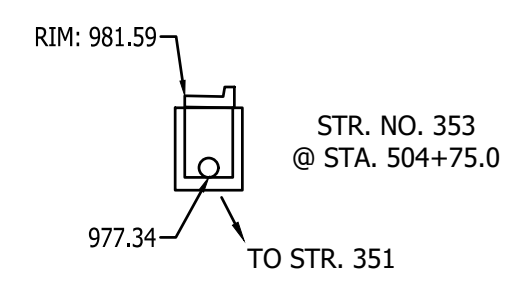
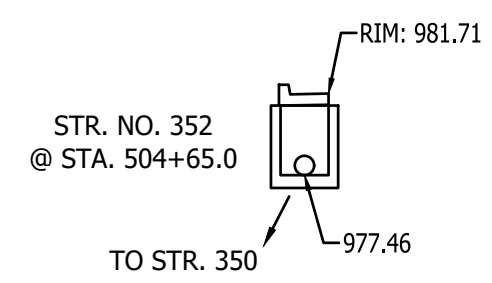
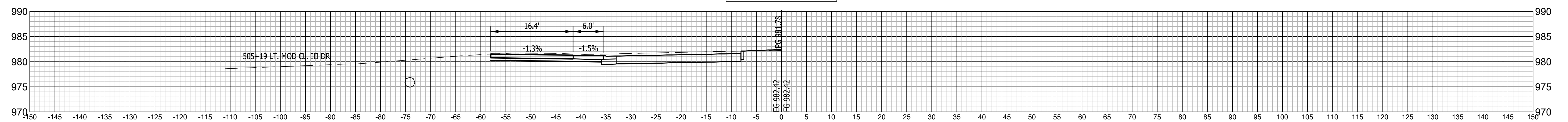
LINE G - CROSS SECTIONS

HORIZONTAL SCALE	BRIDGE FILE
1" = 10'	N/A
VERTICAL SCALE	DESIGNATION
1" = 10'	1593230
SURVEY BOOK	SHEETS
N/A	218 of 227
CONTRACT	PROJECT
R-39270	1593230

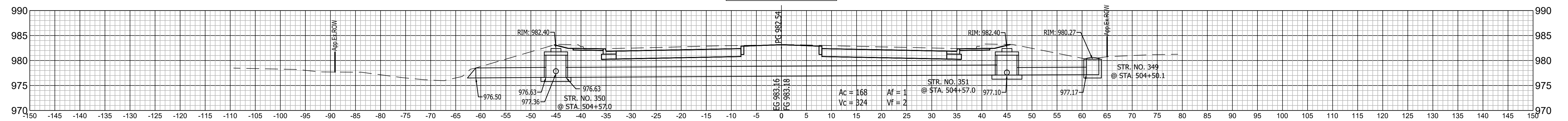
505+37 LINE "G"



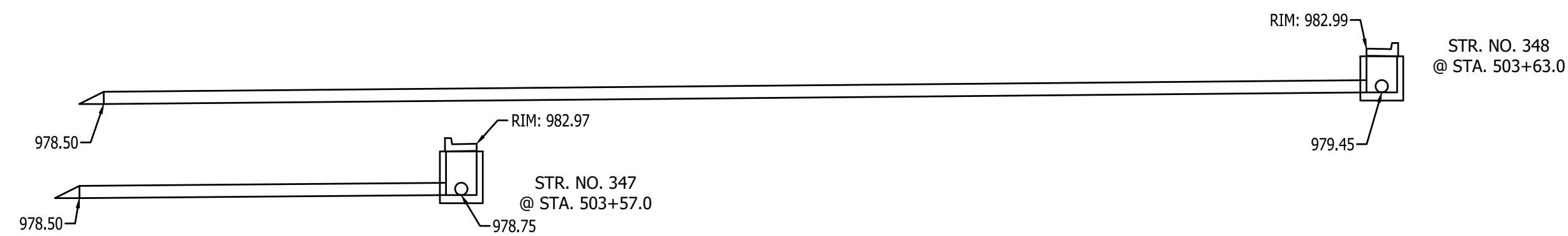
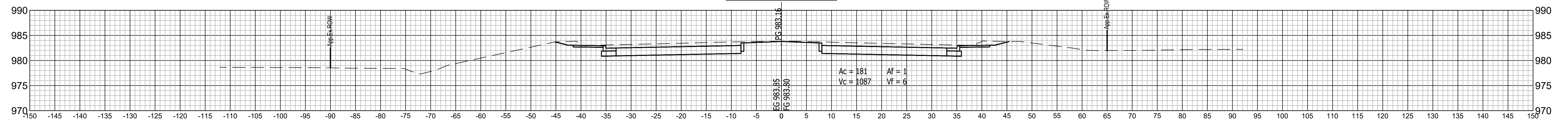
505+19 LINE "G"



504+50 LINE "G"



504+00 LINE "G"

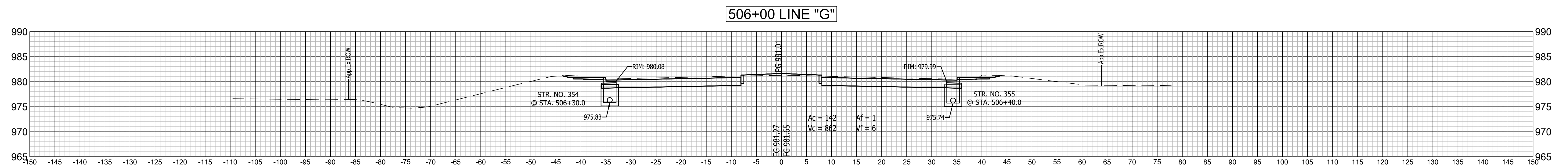
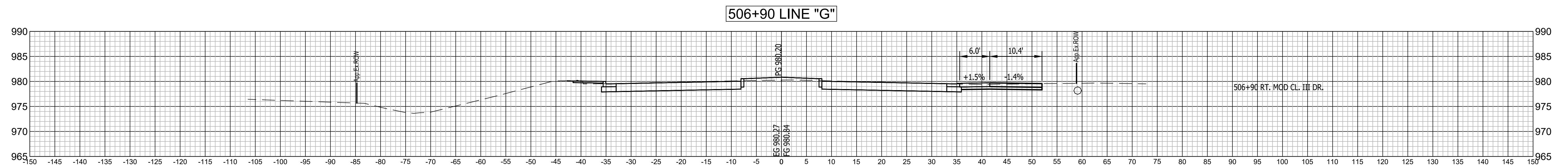
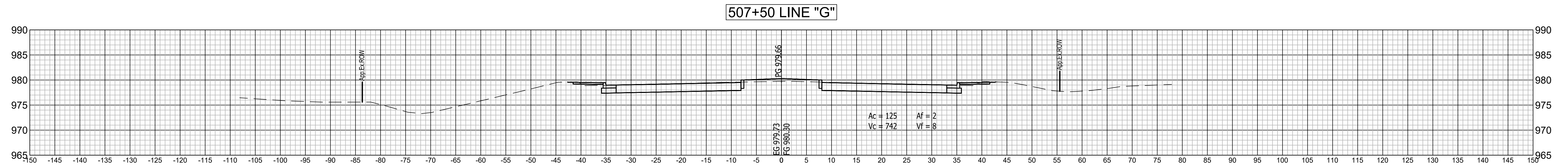


RECOMMENDED FOR APPROVAL	DESIGN ENGINEER	DATE
DESIGNED: J.P.H.	DRAWN: J.P.H.	
CHECKED: J.L.B.	CHECKED: J.L.B.	

INDIANA DEPARTMENT OF TRANSPORTATION

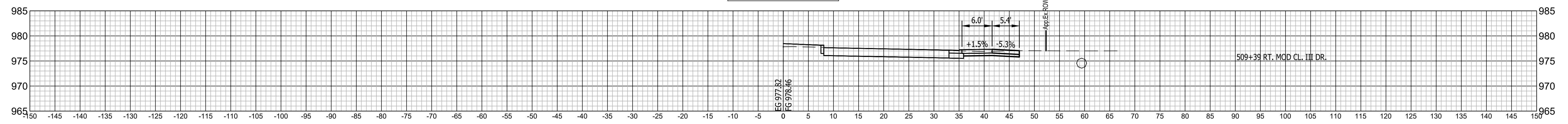
LINE G - CROSS SECTIONS

HORIZONTAL SCALE	BRIDGE FILE
1" = 10'	N/A
VERTICAL SCALE	DESIGNATION
1" = 10'	1593230
SURVEY BOOK	SHEETS
N/A	219 of 227
CONTRACT	PROJECT
R-39270	1593230

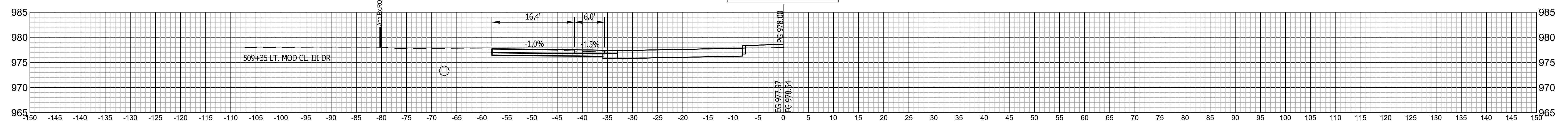


RECOMMENDED FOR APPROVAL	DESIGN ENGINEER _____ DATE _____		INDIANA DEPARTMENT OF TRANSPORTATION	HORIZONTAL SCALE	BRIDGE FILE
	DESIGNED: J.P.H.	DRAWN: J.P.H.		1" = 10'	N/A
CHECKED: J.L.B.	CHECKED: J.L.B.		LINE G - CROSS SECTIONS	VERTICAL SCALE	DESIGNATION
				1" = 10'	1593230
				SURVEY BOOK	SHEETS
				N/A	220 of 227
				CONTRACT	PROJECT
				R-39270	1593230

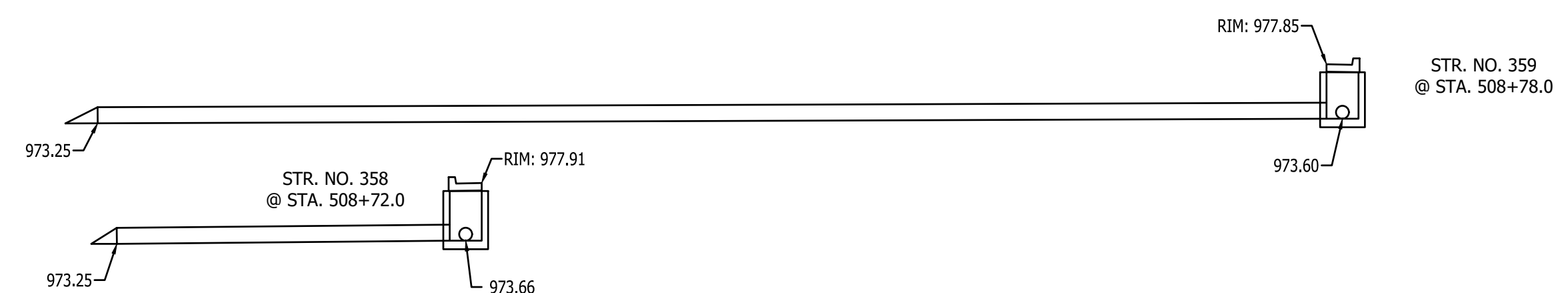
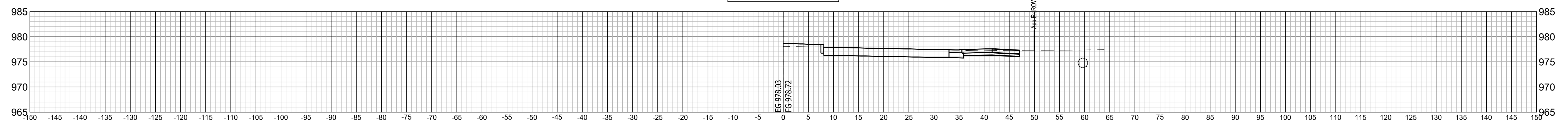
509+55 LINE "G"



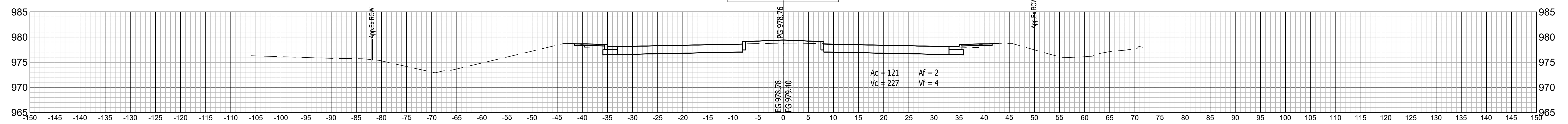
509+35 LINE "G"



509+26 LINE "G"



508+50 LINE "G"



RECOMMENDED FOR APPROVAL _____
DESIGN ENGINEER DATE

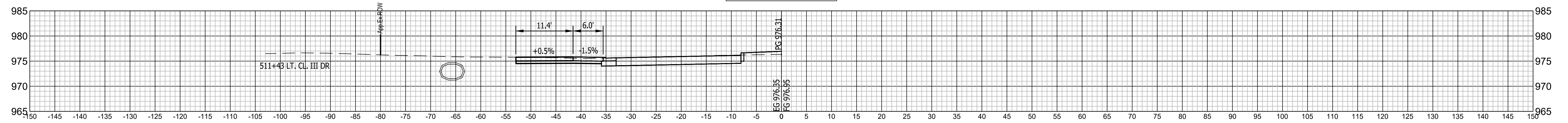
DESIGNED: J.P.H. DRAWN: J.P.H.
CHECKED: J.L.B. CHECKED: J.L.B.

INDIANA DEPARTMENT OF TRANSPORTATION

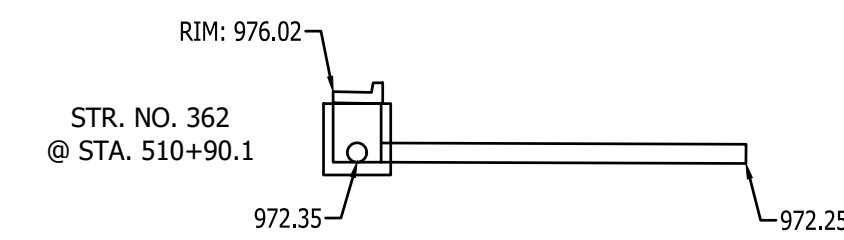
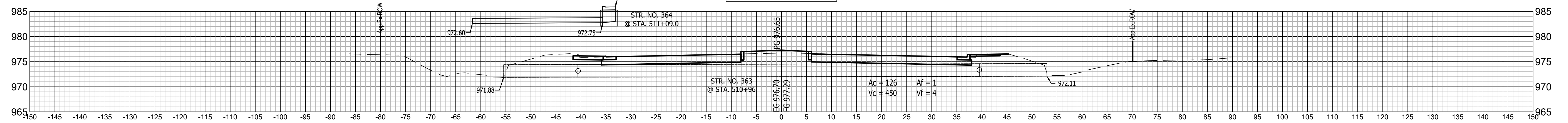
LINE G - CROSS SECTIONS

HORIZONTAL SCALE 1" = 10'	BRIDGE FILE N/A
VERTICAL SCALE 1" = 10'	DESIGNATION 1593230
SURVEY BOOK N/A	SHEETS 221 of 227
CONTRACT R-39270	PROJECT 1593230

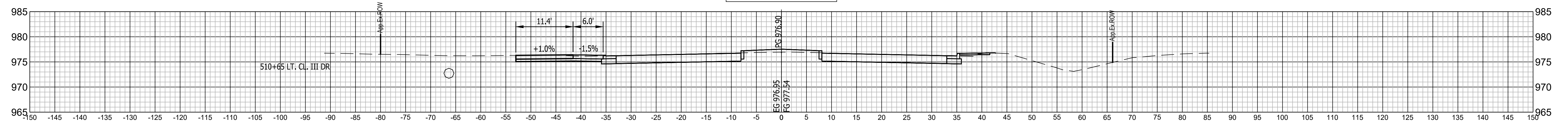
511+43 LINE "G"



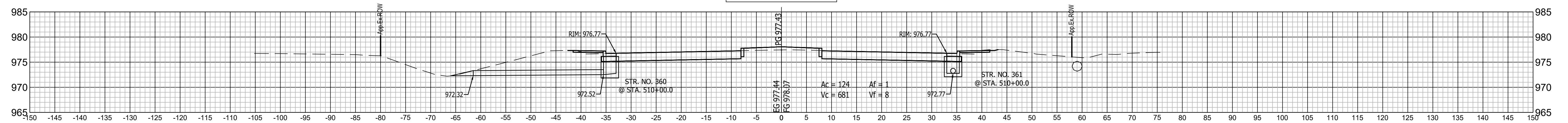
510+97 LINE "G"



510+65 LINE "G"



510+00 LINE "G"



RECOMMENDED FOR APPROVAL _____
DESIGN ENGINEER DATE

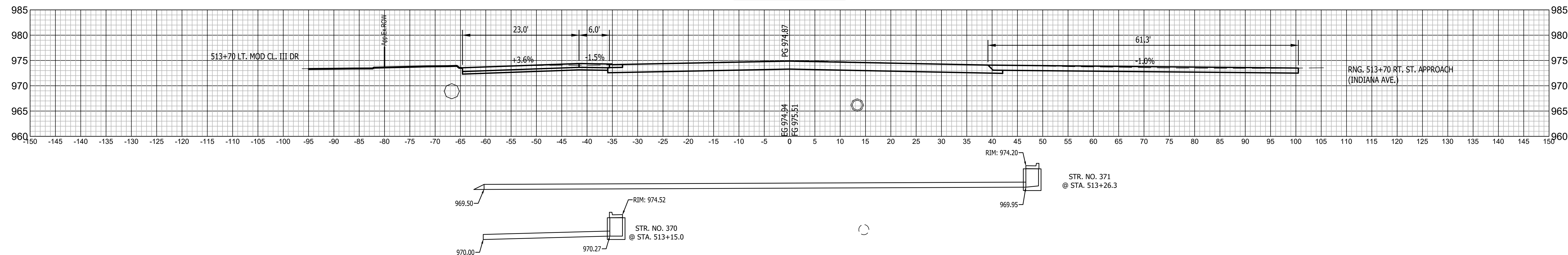
DESIGNED: J.P.H. DRAWN: J.P.H.
CHECKED: J.L.B. CHECKED: J.L.B.

INDIANA DEPARTMENT OF TRANSPORTATION

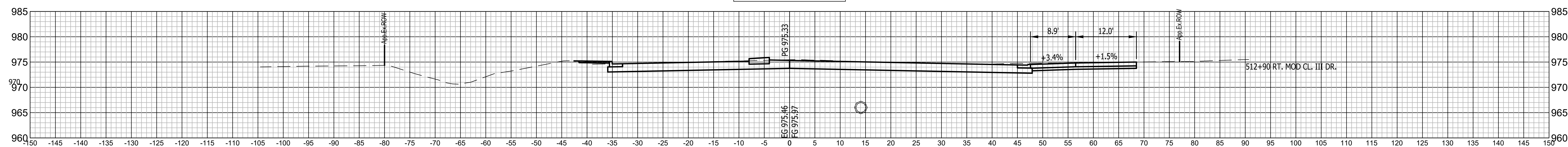
LINE G - CROSS SECTIONS

HORIZONTAL SCALE	BRIDGE FILE
1" = 10'	N/A
VERTICAL SCALE	DESIGNATION
1" = 10'	1593230
SURVEY BOOK	SHEETS
N/A	222 of 227
CONTRACT	PROJECT
R-39270	1593230

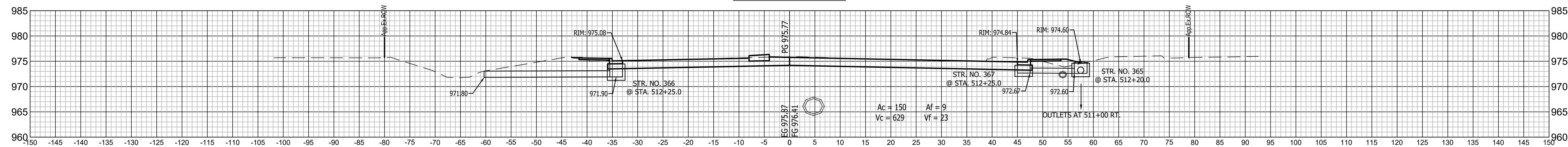
513+70 LINE "G"



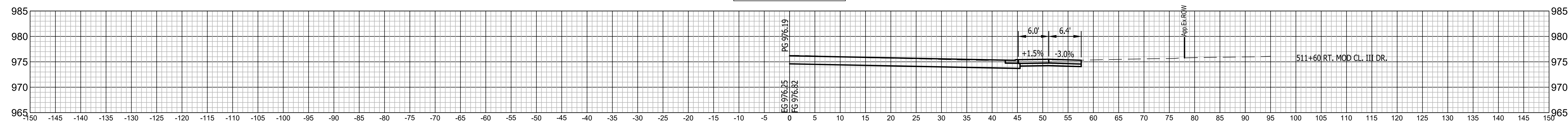
512+90 LINE "G"



512+20 LINE "G"



511+60 LINE "G"

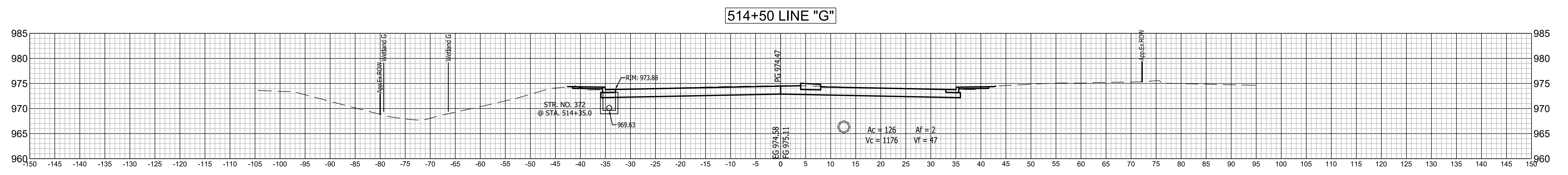
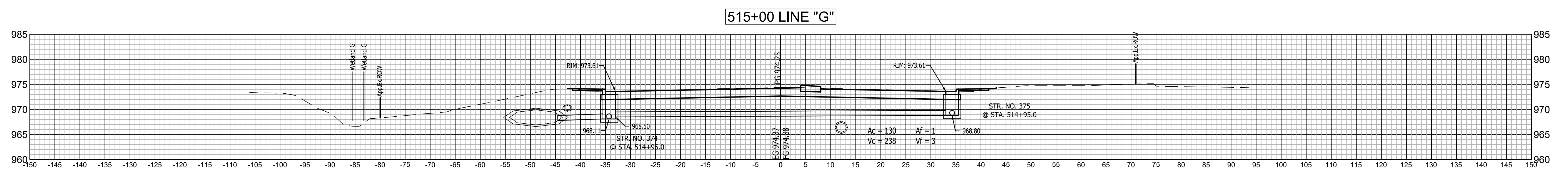
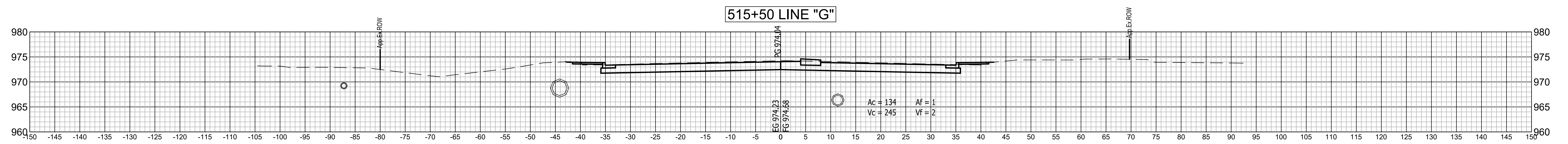
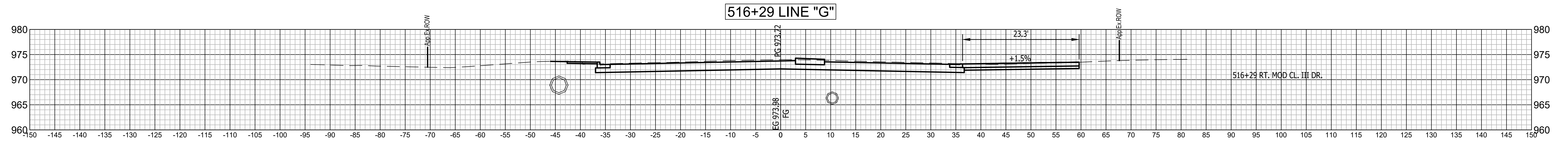


RECOMMENDED FOR APPROVAL	DESIGN ENGINEER	DATE
DESIGNED: J.P.H.	DRAWN: J.P.H.	
CHECKED: J.L.B.	CHECKED: J.L.B.	

**INDIANA
DEPARTMENT OF TRANSPORTATION**

LINE G - CROSS SECTIONS

HORIZONTAL SCALE	BRIDGE FILE
1" = 10'	N/A
VERTICAL SCALE	DESIGNATION
1" = 10'	1593230
SURVEY BOOK	SHEETS
N/A	223 of 227
CONTRACT	PROJECT
R-39270	1593230



	RECOMMENDED FOR APPROVAL _____	DESIGN ENGINEER _____	DATE _____	INDIANA DEPARTMENT OF TRANSPORTATION LINE G - CROSS SECTIONS	HORIZONTAL SCALE 1" = 10'	BRIDGE FILE N/A
	DESIGNED: J.P.H.	DRAWN: J.P.H.			VERTICAL SCALE 1" = 10'	DESIGNATION 1593230
	CHECKED: J.L.B.	CHECKED: J.L.B.			SURVEY BOOK N/A	SHEETS 224 of 227
					CONTRACT R-39270	PROJECT 1593230