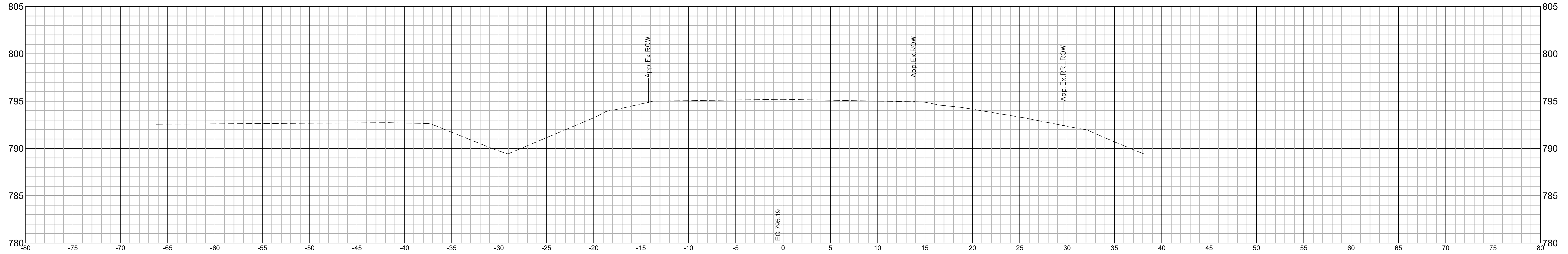
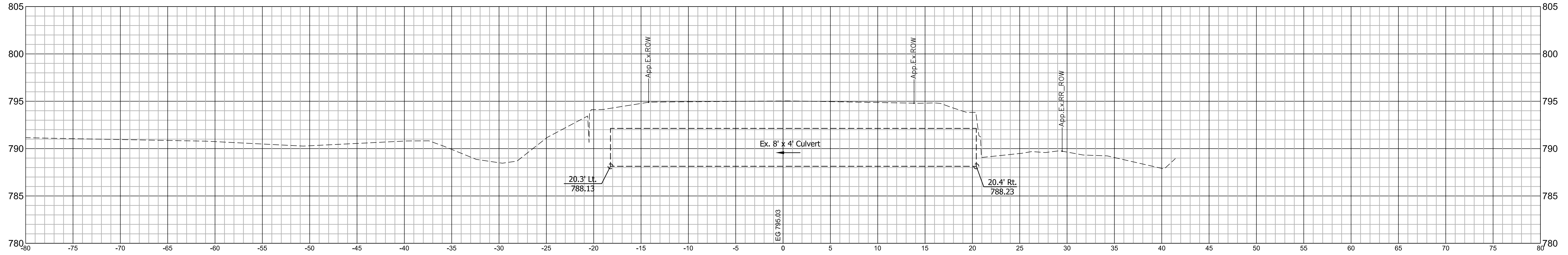


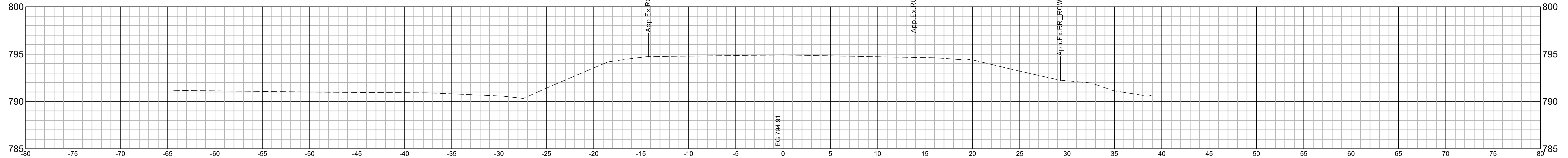
389+50 LINE "A"



388+22 LINE "A"



387+00 LINE "A"



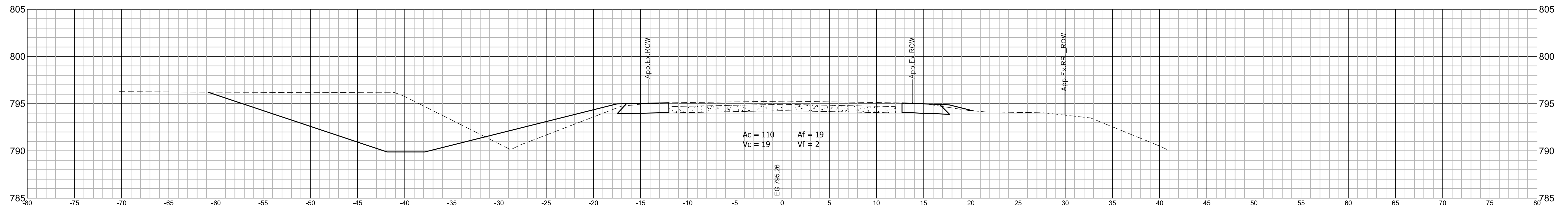
Stage 2 Plans

|                                |                 |                                  |  |
|--------------------------------|-----------------|----------------------------------|--|
| RECOMMENDED FOR APPROVAL _____ |                 | DESIGN ENGINEER _____ DATE _____ |  |
| DESIGNED: B.M.S./C.E.S.        | DRAWN: B.M.S.   |                                  |  |
| CHECKED: B.M.S./C.E.S.         | CHECKED: J.L.B. |                                  |  |

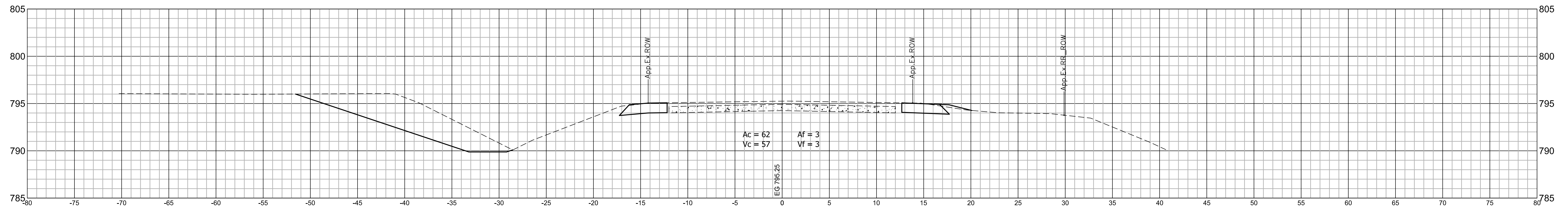
INDIANA DEPARTMENT OF TRANSPORTATION  
LOCATION 1 - U.S. 231 - LINE "A"  
CROSS SECTIONS

|                             |                        |
|-----------------------------|------------------------|
| HORIZONTAL SCALE<br>1" = 5' | BRIDGE FILE<br>N/A     |
| VERTICAL SCALE<br>1" = 5'   | DESIGNATION<br>1700190 |
| SURVEY BOOK<br>N/A          | SHEETS<br>55 of 161    |
| CONTRACT<br>R-41623         | PROJECT<br>1700190     |

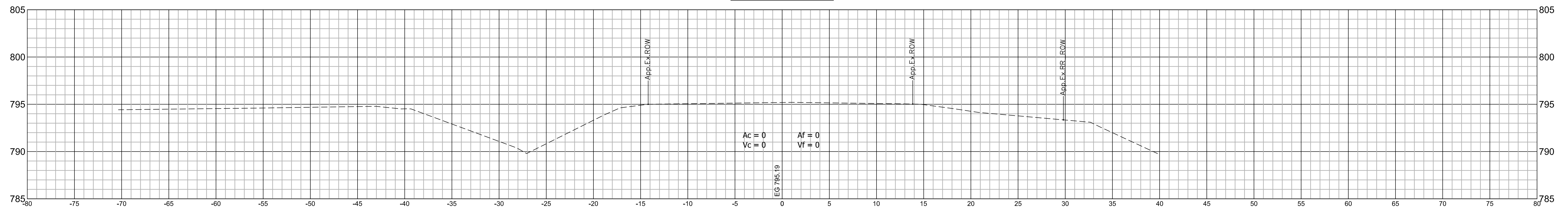
391+06 LINE "A"



391+00 LINE "A"



390+50 LINE "A"



Stage 2 Plans

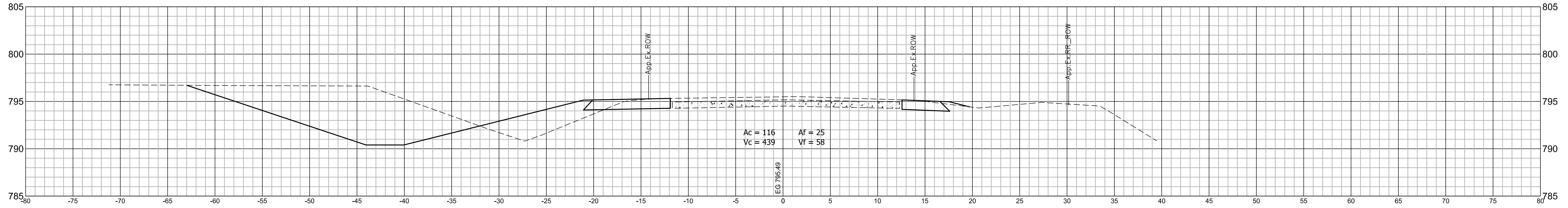
|                                |                 |
|--------------------------------|-----------------|
| RECOMMENDED FOR APPROVAL _____ |                 |
| DESIGNED: B.M.S./C.E.S.        | DRAWN: B.M.S.   |
| CHECKED: B.M.S./C.E.S.         | CHECKED: J.L.B. |

INDIANA DEPARTMENT OF TRANSPORTATION

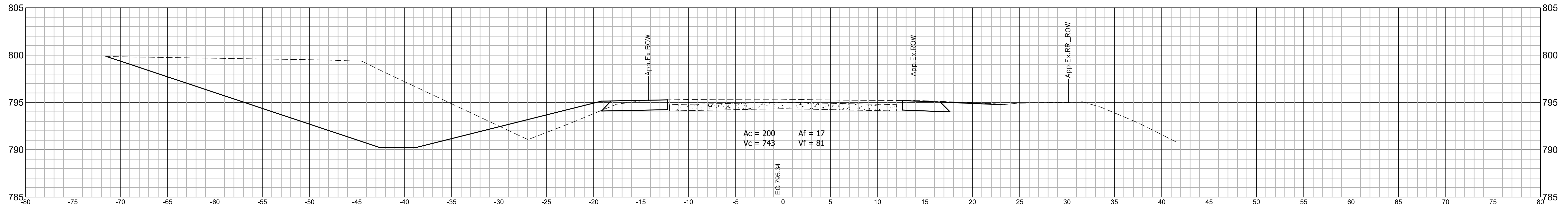
LOCATION 1 - U.S. 231 - LINE "A"  
CROSS SECTIONS

|                             |                        |
|-----------------------------|------------------------|
| HORIZONTAL SCALE<br>1" = 5' | BRIDGE FILE<br>N/A     |
| VERTICAL SCALE<br>1" = 5'   | DESIGNATION<br>1700190 |
| SURVEY BOOK<br>N/A          | SHEETS<br>56 of 161    |
| CONTRACT<br>R-41623         | PROJECT<br>1700190     |

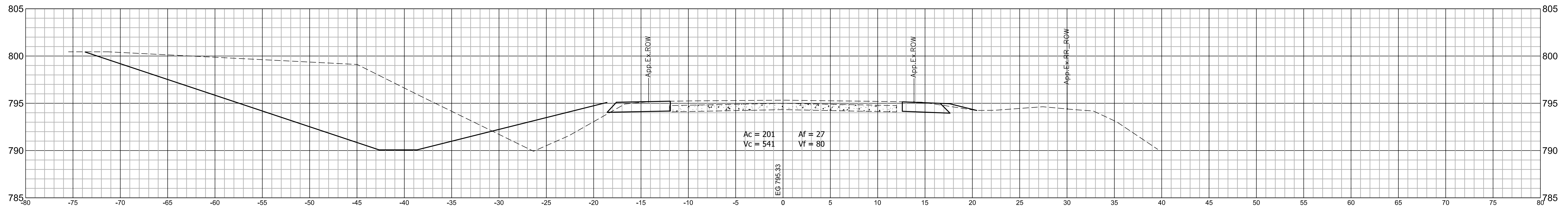
393+75 LINE "A"



393+00 LINE "A"



392+00 LINE "A"



Stage 2 Plans

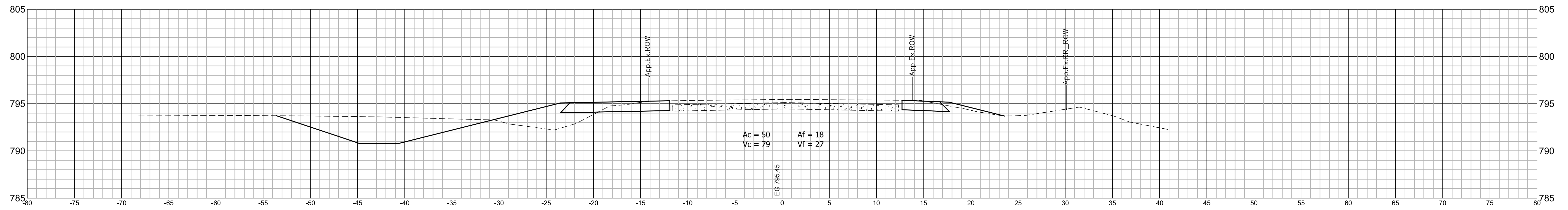
|                          |                 |                 |      |
|--------------------------|-----------------|-----------------|------|
| RECOMMENDED FOR APPROVAL |                 | DESIGN ENGINEER | DATE |
| DESIGNED: B.M.S./C.E.S.  | DRAWN: B.M.S.   |                 |      |
| CHECKED: B.M.S./C.E.S.   | CHECKED: J.L.B. |                 |      |

INDIANA DEPARTMENT OF TRANSPORTATION

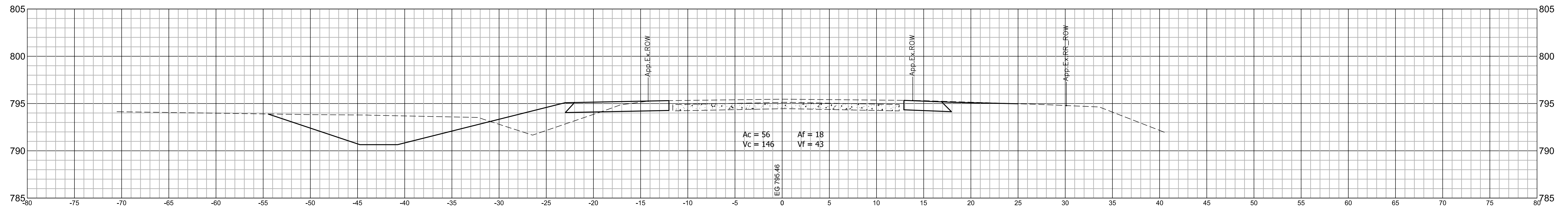
LOCATION 1 - U.S. 231 - LINE "A"  
CROSS SECTIONS

|                             |                        |
|-----------------------------|------------------------|
| HORIZONTAL SCALE<br>1" = 5' | BRIDGE FILE<br>N/A     |
| VERTICAL SCALE<br>1" = 5'   | DESIGNATION<br>1700190 |
| SURVEY BOOK<br>N/A          | SHEETS<br>57 of 161    |
| CONTRACT<br>R-41623         | PROJECT<br>1700190     |

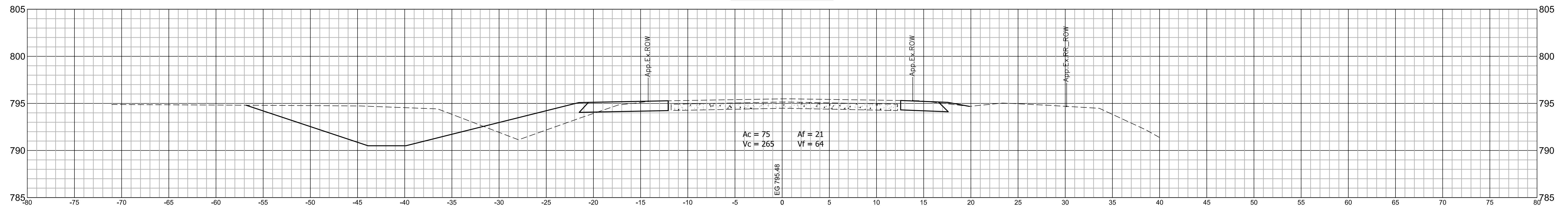
395+50 LINE "A"



395+10 LINE "A"



394+50 LINE "A"



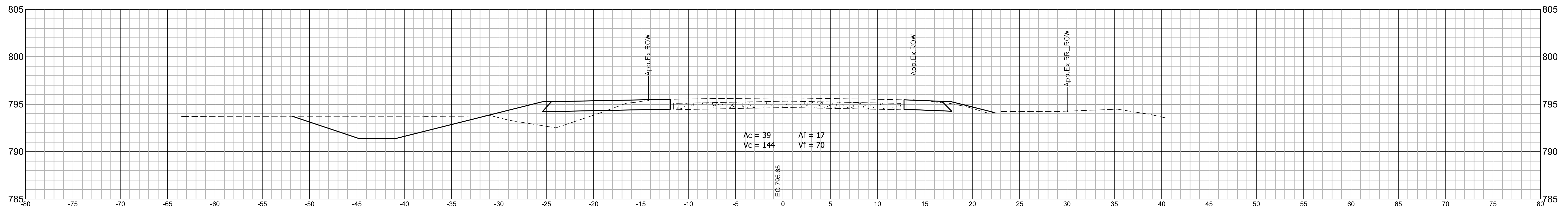
Stage 2 Plans

|                                |                 |
|--------------------------------|-----------------|
| RECOMMENDED FOR APPROVAL _____ |                 |
| DESIGNED: B.M.S./C.E.S.        | DRAWN: B.M.S.   |
| CHECKED: B.M.S./C.E.S.         | CHECKED: J.L.B. |

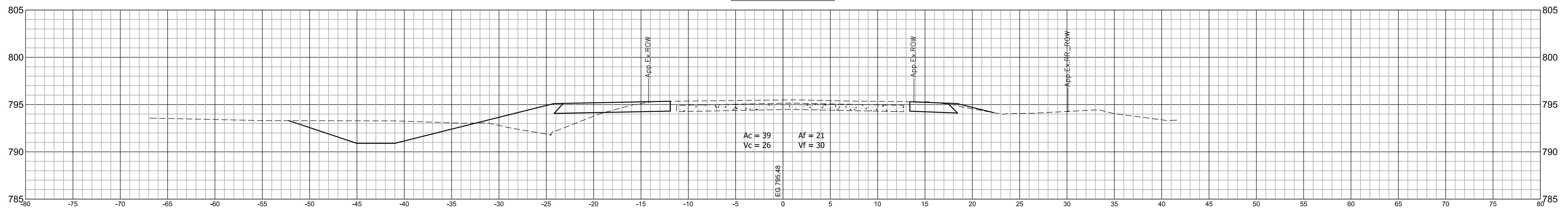
INDIANA DEPARTMENT OF TRANSPORTATION  
 LOCATION 1 - U.S. 231 - LINE "A"  
 CROSS SECTIONS

|                             |                        |
|-----------------------------|------------------------|
| HORIZONTAL SCALE<br>1" = 5' | BRIDGE FILE<br>N/A     |
| VERTICAL SCALE<br>1" = 5'   | DESIGNATION<br>1700190 |
| SURVEY BOOK<br>N/A          | SHEETS<br>58 of 161    |
| CONTRACT<br>R-41623         | PROJECT<br>1700190     |

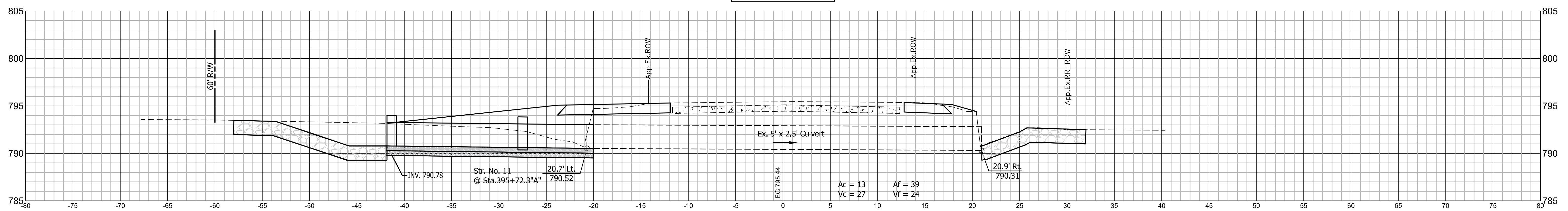
397+00 LINE "A"



396+00 LINE "A"



395+73 LINE "A"



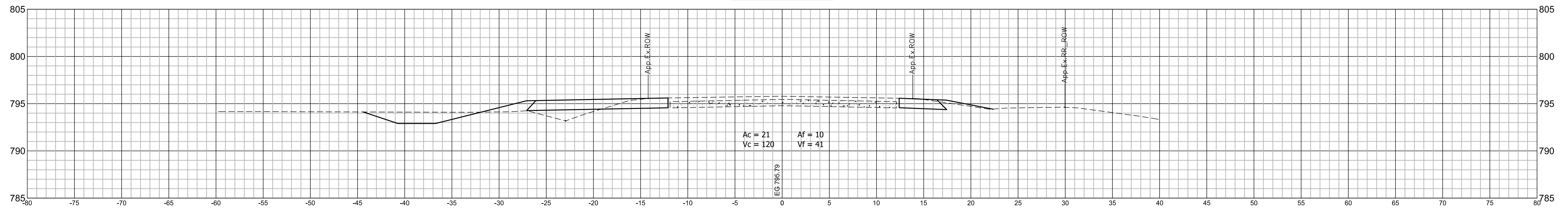
Stage 2 Plans

|                          |               |                 |        |
|--------------------------|---------------|-----------------|--------|
| RECOMMENDED FOR APPROVAL |               | DESIGN ENGINEER | DATE   |
| DESIGNED:                | B.M.S./C.E.S. | DRAWN:          | B.M.S. |
| CHECKED:                 | B.M.S./C.E.S. | CHECKED:        | J.L.B. |

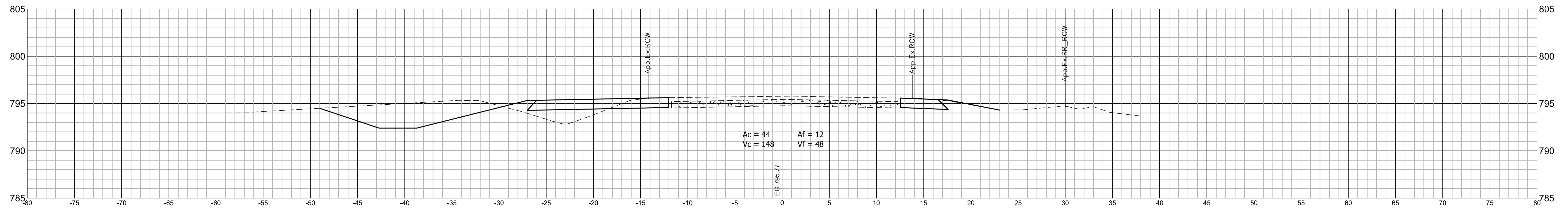
INDIANA DEPARTMENT OF TRANSPORTATION  
 LOCATION 1 - U.S. 231 - LINE "A"  
 CROSS SECTIONS

|                  |             |
|------------------|-------------|
| HORIZONTAL SCALE | BRIDGE FILE |
| 1" = 5'          | N/A         |
| VERTICAL SCALE   | DESIGNATION |
| 1" = 5'          | 1700190     |
| SURVEY BOOK      | SHEETS      |
| N/A              | 59 of 161   |
| CONTRACT         | PROJECT     |
| R-41623          | 1700190     |

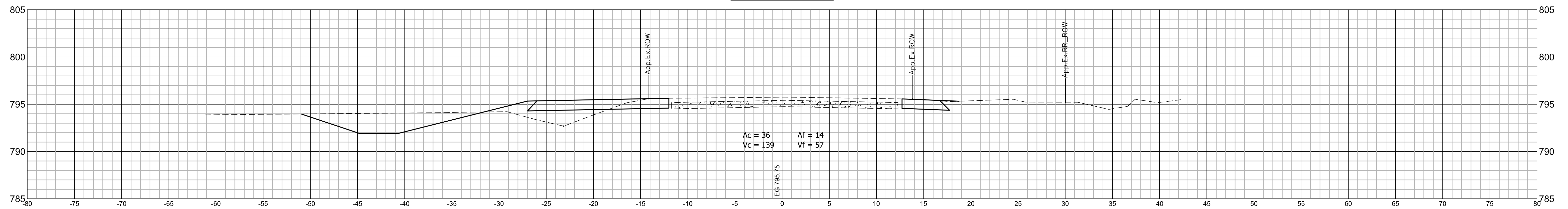
400+00 LINE "A"



399+00 LINE "A"



398+00 LINE "A"



Stage 2 Plans

RECOMMENDED FOR APPROVAL \_\_\_\_\_  
 DESIGN ENGINEER      DATE

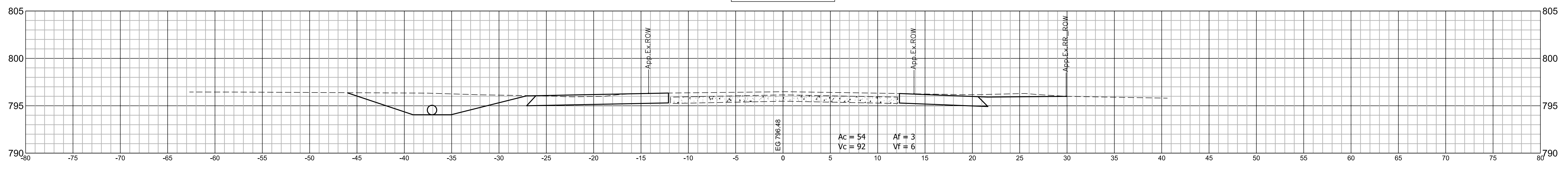
DESIGNED: B.M.S./C.E.S.      DRAWN: B.M.S.  
 CHECKED: B.M.S./C.E.S.      CHECKED: J.L.B.

INDIANA DEPARTMENT OF TRANSPORTATION

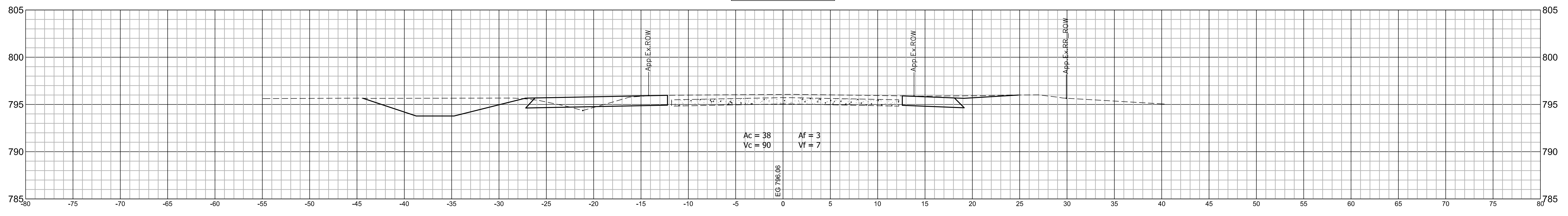
LOCATION 1 - U.S. 231 - LINE "A"  
 CROSS SECTIONS

|                             |                        |
|-----------------------------|------------------------|
| HORIZONTAL SCALE<br>1" = 5' | BRIDGE FILE<br>N/A     |
| VERTICAL SCALE<br>1" = 5'   | DESIGNATION<br>1700190 |
| SURVEY BOOK<br>N/A          | SHEETS<br>60 of 161    |
| CONTRACT<br>R-41623         | PROJECT<br>1700190     |

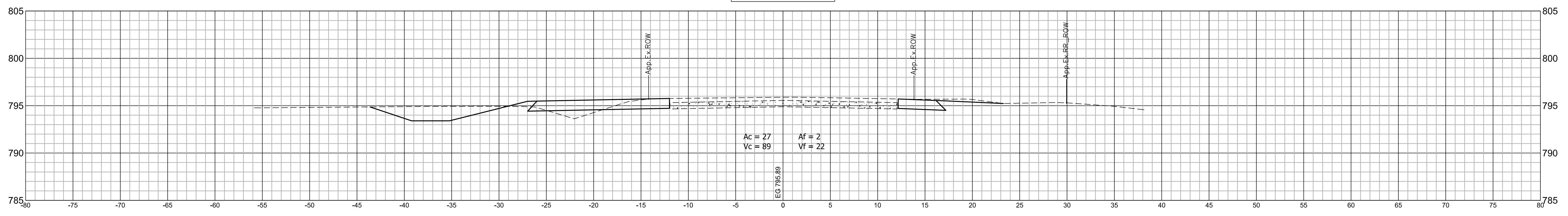
402+29 LINE "A"



401+75 LINE "A"



401+00 LINE "A"



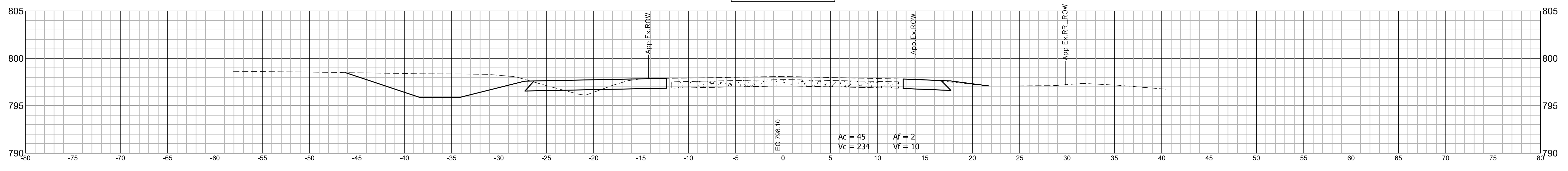
Stage 2 Plans

|                          |                 |
|--------------------------|-----------------|
| RECOMMENDED FOR APPROVAL |                 |
| DESIGNED: B.M.S./C.E.S.  | DRAWN: B.M.S.   |
| CHECKED: B.M.S./C.E.S.   | CHECKED: J.L.B. |

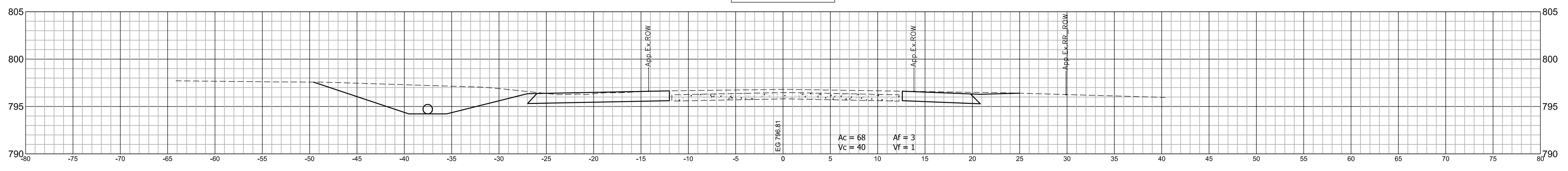
INDIANA DEPARTMENT OF TRANSPORTATION  
 LOCATION 1 - U.S. 231 - LINE "A"  
 CROSS SECTIONS

|                             |                        |
|-----------------------------|------------------------|
| HORIZONTAL SCALE<br>1" = 5' | BRIDGE FILE<br>N/A     |
| VERTICAL SCALE<br>1" = 5'   | DESIGNATION<br>1700190 |
| SURVEY BOOK<br>N/A          | SHEETS<br>61 of 161    |
| CONTRACT<br>R-41623         | PROJECT<br>1700190     |

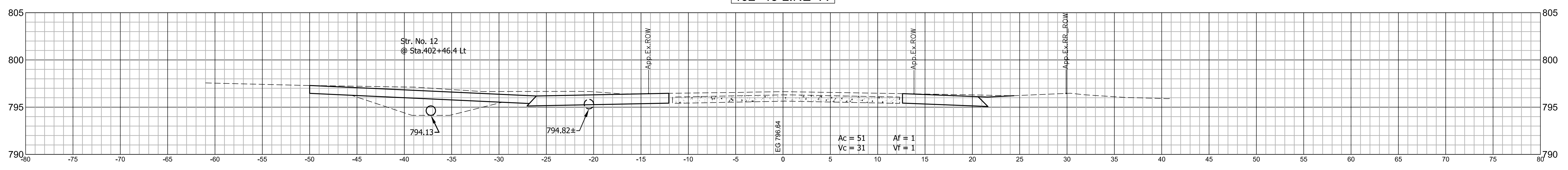
403+75 LINE "A"



402+63 LINE "A"



402+45 LINE "A"



Stage 2 Plans

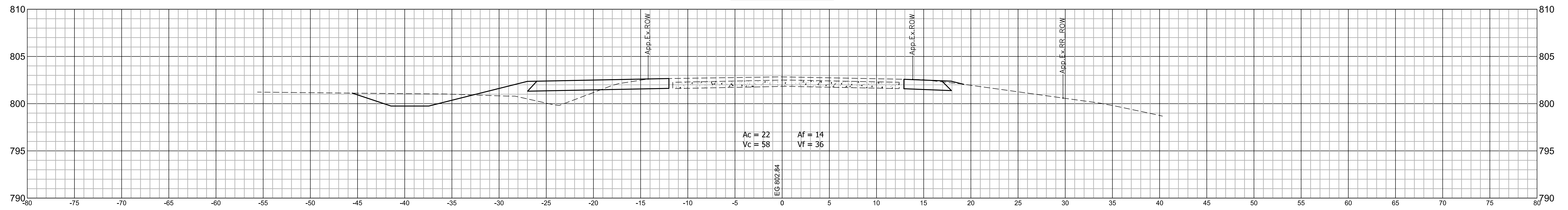
RECOMMENDED FOR APPROVAL \_\_\_\_\_  
 DESIGN ENGINEER DATE \_\_\_\_\_  
 DESIGNED: B.M.S./C.E.S. DRAWN: B.M.S.  
 CHECKED: B.M.S./C.E.S. CHECKED: J.L.B.

INDIANA DEPARTMENT OF TRANSPORTATION  
 LOCATION 1 - U.S. 231 - LINE "A"  
 CROSS SECTIONS

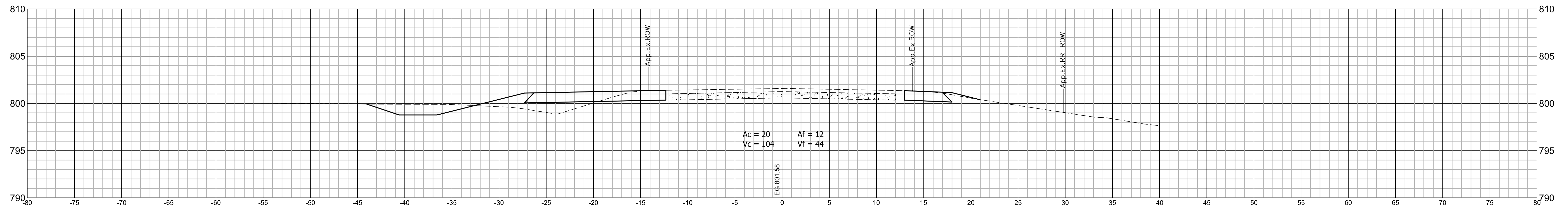
|                             |                        |
|-----------------------------|------------------------|
| HORIZONTAL SCALE<br>1" = 5' | BRIDGE FILE<br>N/A     |
| VERTICAL SCALE<br>1" = 5'   | DESIGNATION<br>1700190 |
| SURVEY BOOK<br>N/A          | SHEETS<br>62 of 161    |
| CONTRACT<br>R-41623         | PROJECT<br>1700190     |



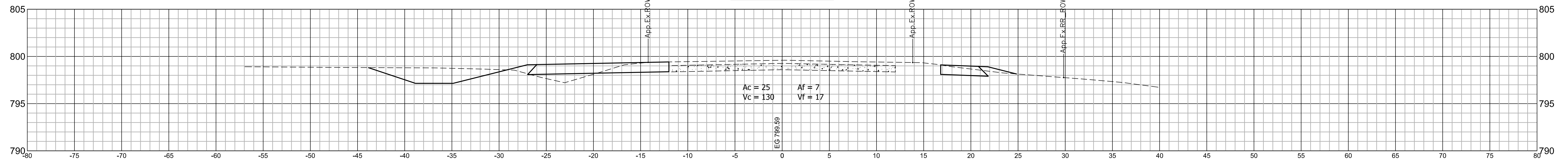
406+75 LINE "A"



406+00 LINE "A"



404+75 LINE "A"



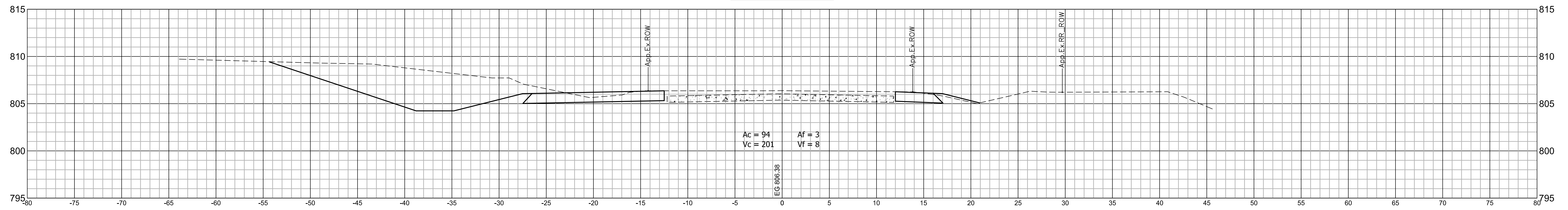
Stage 2 Plans

|                                |                 |
|--------------------------------|-----------------|
| RECOMMENDED FOR APPROVAL _____ |                 |
| DESIGNED: B.M.S./C.E.S.        | DRAWN: B.M.S.   |
| CHECKED: B.M.S./C.E.S.         | CHECKED: J.L.B. |

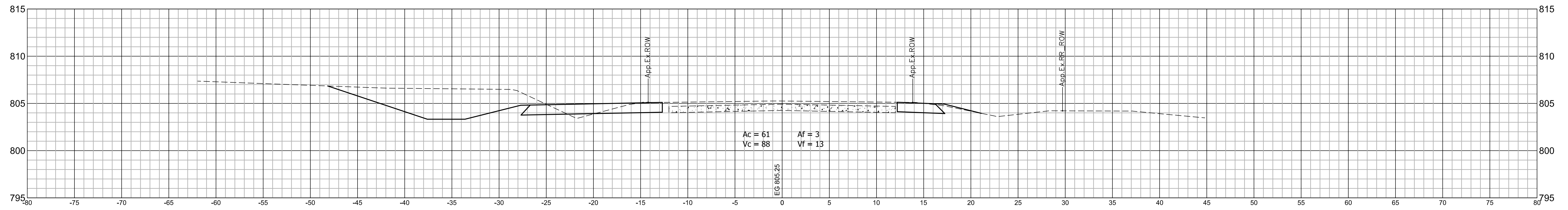
INDIANA DEPARTMENT OF TRANSPORTATION  
 LOCATION 1 - U.S. 231 - LINE "A"  
 CROSS SECTIONS

|                             |                        |
|-----------------------------|------------------------|
| HORIZONTAL SCALE<br>1" = 5' | BRIDGE FILE<br>N/A     |
| VERTICAL SCALE<br>1" = 5'   | DESIGNATION<br>1700190 |
| SURVEY BOOK<br>N/A          | SHEETS<br>63 of 161    |
| CONTRACT<br>R-41623         | PROJECT<br>1700190     |

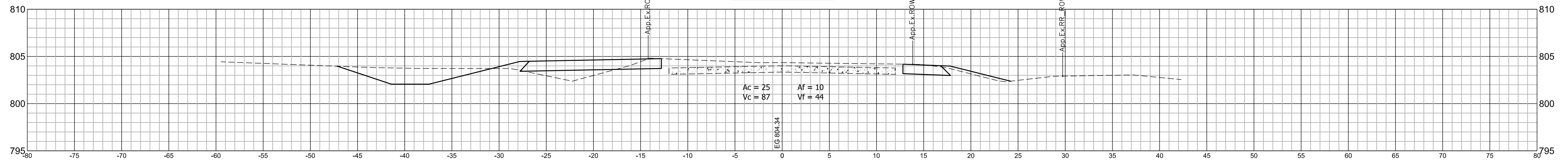
409+00 LINE "A"



408+30 LINE "A"



407+75 LINE "A"



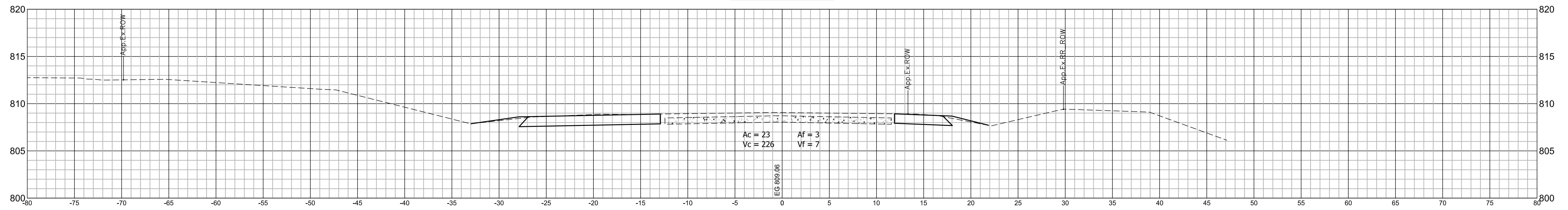
Stage 2 Plans

|                                |                 |
|--------------------------------|-----------------|
| RECOMMENDED FOR APPROVAL _____ |                 |
| DESIGNED: B.M.S./C.E.S.        | DRAWN: B.M.S.   |
| CHECKED: B.M.S./C.E.S.         | CHECKED: J.L.B. |

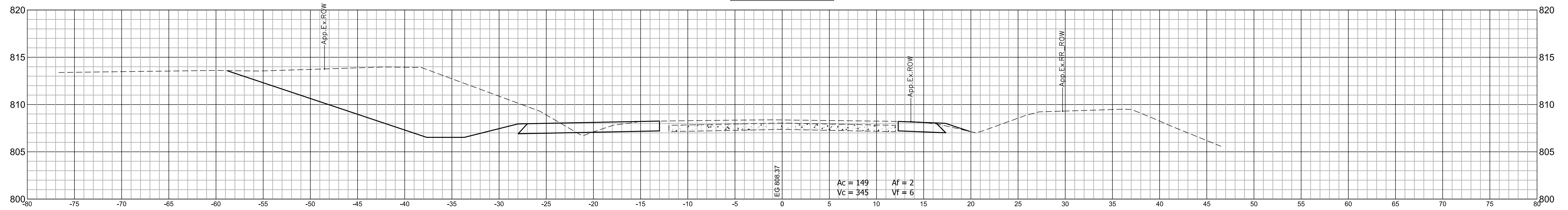
INDIANA DEPARTMENT OF TRANSPORTATION  
LOCATION 1 - U.S. 231 - LINE "A"  
CROSS SECTIONS

|                             |                        |
|-----------------------------|------------------------|
| HORIZONTAL SCALE<br>1" = 5' | BRIDGE FILE<br>N/A     |
| VERTICAL SCALE<br>1" = 5'   | DESIGNATION<br>1700190 |
| SURVEY BOOK<br>N/A          | SHEETS<br>64 of 161    |
| CONTRACT<br>R-41623         | PROJECT<br>1700190     |

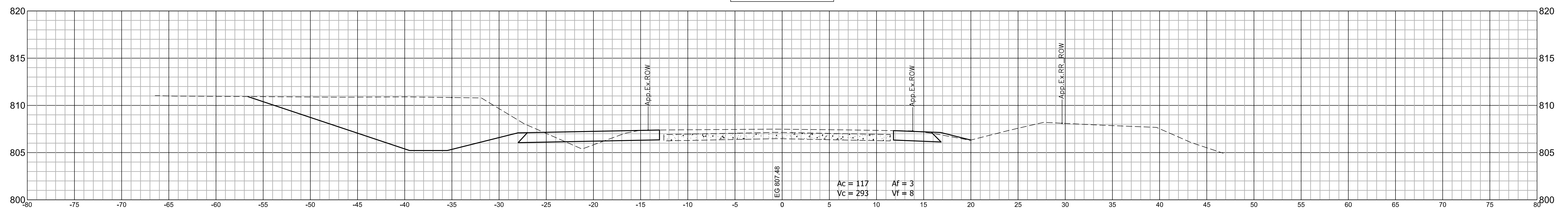
411+16 LINE "A"



410+45 LINE "A"



409+75 LINE "A"



Stage 2 Plans

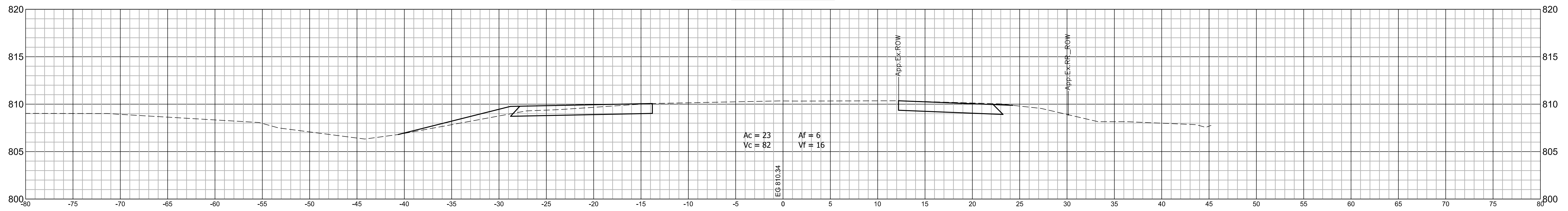
|                          |                 |
|--------------------------|-----------------|
| RECOMMENDED FOR APPROVAL |                 |
| DESIGNED: B.M.S./C.E.S.  | DRAWN: B.M.S.   |
| CHECKED: B.M.S./C.E.S.   | CHECKED: J.L.B. |

INDIANA DEPARTMENT OF TRANSPORTATION

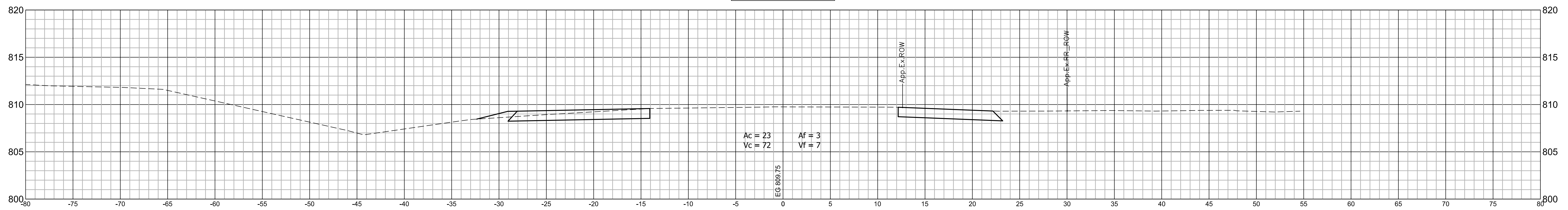
LOCATION 1 - U.S. 231 - LINE "A"  
 CROSS SECTIONS

|                             |                        |
|-----------------------------|------------------------|
| HORIZONTAL SCALE<br>1" = 5' | BRIDGE FILE<br>N/A     |
| VERTICAL SCALE<br>1" = 5'   | DESIGNATION<br>1700190 |
| SURVEY BOOK<br>N/A          | SHEETS<br>65 of 161    |
| CONTRACT<br>R-41623         | PROJECT<br>1700190     |

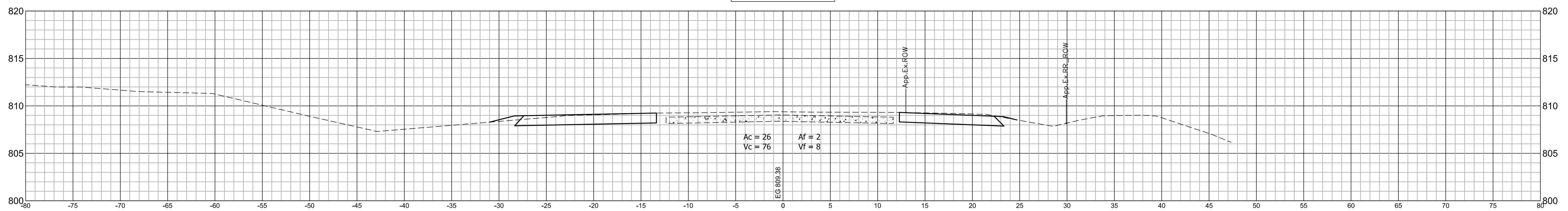
413+75 LINE "A"



412+79 LINE "A"



412+00 LINE "A"



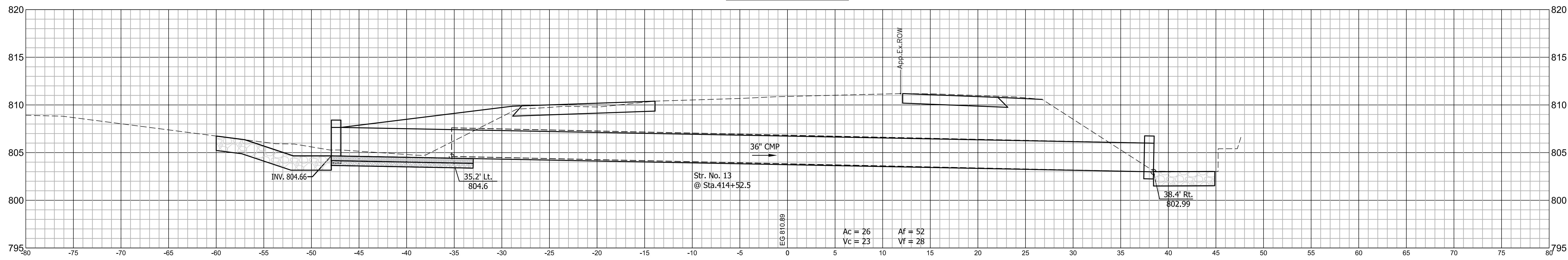
Stage 2 Plans

|                          |                 |
|--------------------------|-----------------|
| RECOMMENDED FOR APPROVAL |                 |
| DESIGNED: B.M.S./C.E.S.  | DRAWN: B.M.S.   |
| CHECKED: B.M.S./C.E.S.   | CHECKED: J.L.B. |

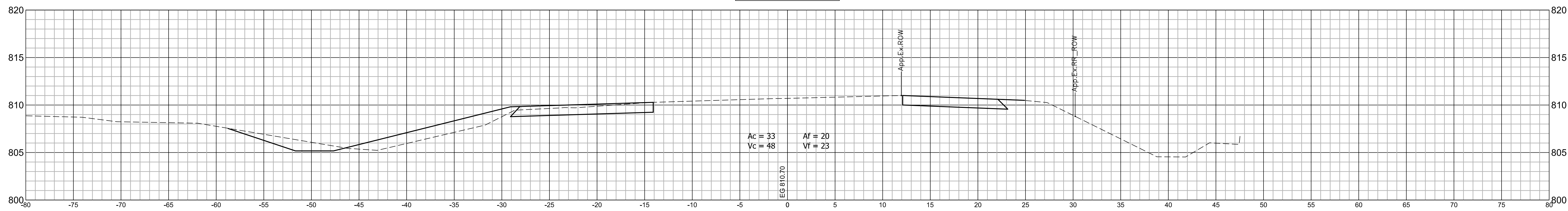
INDIANA DEPARTMENT OF TRANSPORTATION  
LOCATION 1 - U.S. 231 - LINE "A"  
CROSS SECTIONS

|                             |                        |
|-----------------------------|------------------------|
| HORIZONTAL SCALE<br>1" = 5' | BRIDGE FILE<br>N/A     |
| VERTICAL SCALE<br>1" = 5'   | DESIGNATION<br>1700190 |
| SURVEY BOOK<br>N/A          | SHEETS<br>66 of 161    |
| CONTRACT<br>R-41623         | PROJECT<br>1700190     |

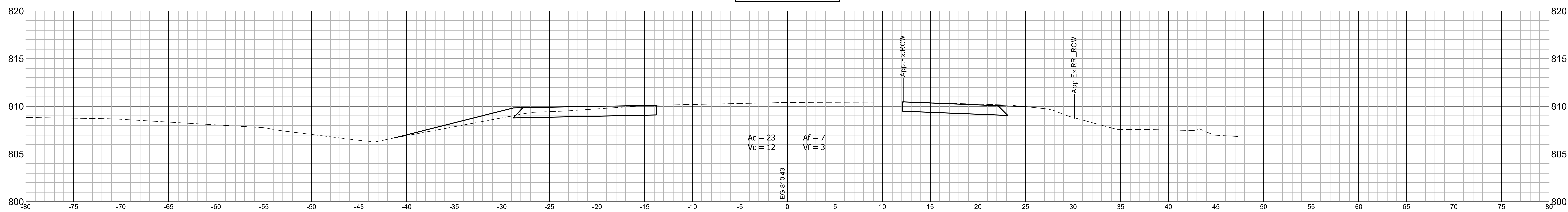
414+55.70 LINE "A"



414+35 LINE "A"



413+89 LINE "A"



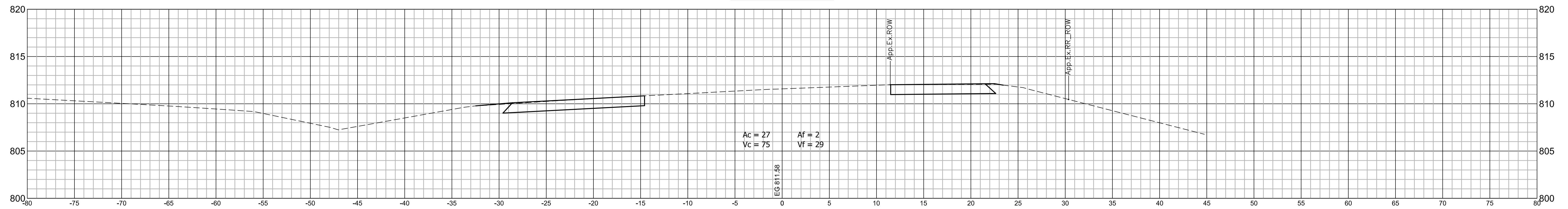
Stage 2 Plans

|                          |                 |
|--------------------------|-----------------|
| RECOMMENDED FOR APPROVAL |                 |
| DESIGNED: B.M.S./C.E.S.  | DRAWN: B.M.S.   |
| CHECKED: B.M.S./C.E.S.   | CHECKED: J.L.B. |

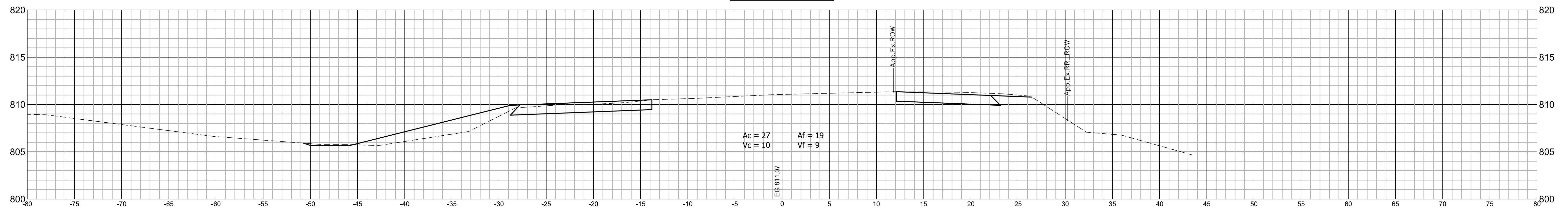
INDIANA DEPARTMENT OF TRANSPORTATION  
 LOCATION 1 - U.S. 231 - LINE "A"  
 CROSS SECTIONS

|                             |                        |
|-----------------------------|------------------------|
| HORIZONTAL SCALE<br>1" = 5' | BRIDGE FILE<br>N/A     |
| VERTICAL SCALE<br>1" = 5'   | DESIGNATION<br>1700190 |
| SURVEY BOOK<br>N/A          | SHEETS<br>67 of 161    |
| CONTRACT<br>R-41623         | PROJECT<br>1700190     |

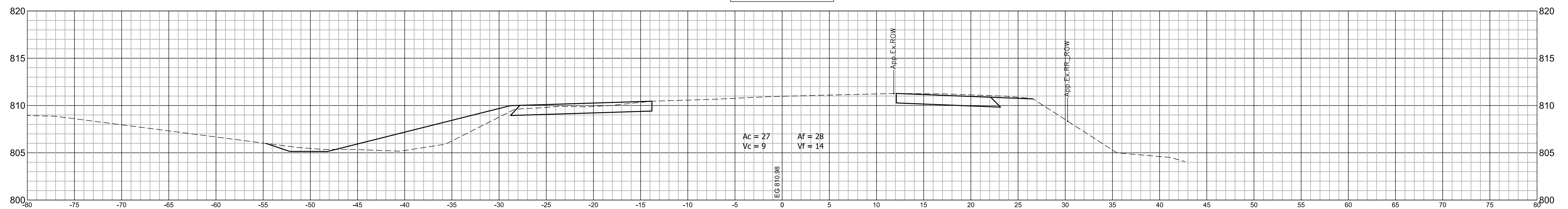
415+50 LINE "A"



414+75 LINE "A"



414+65 LINE "A"

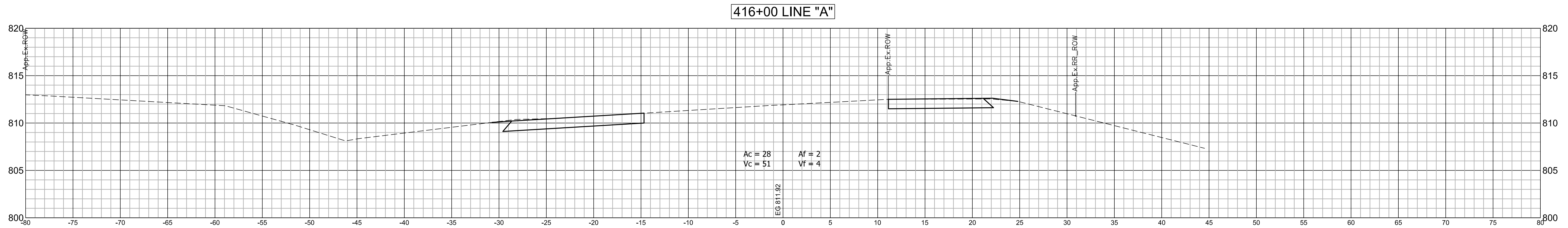
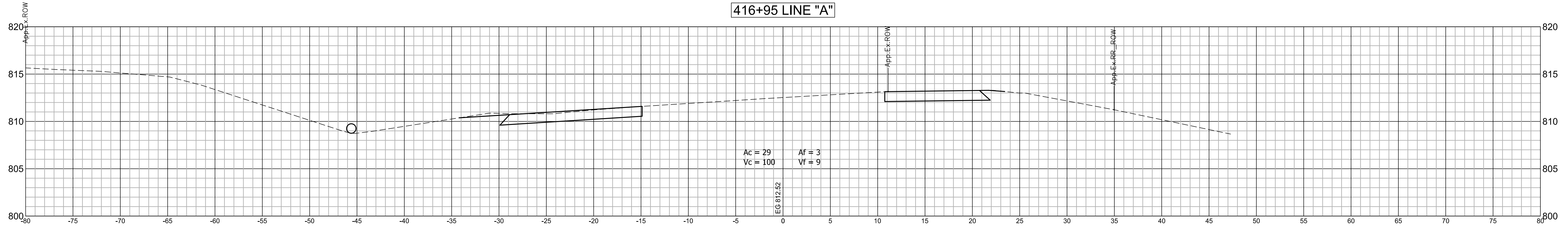
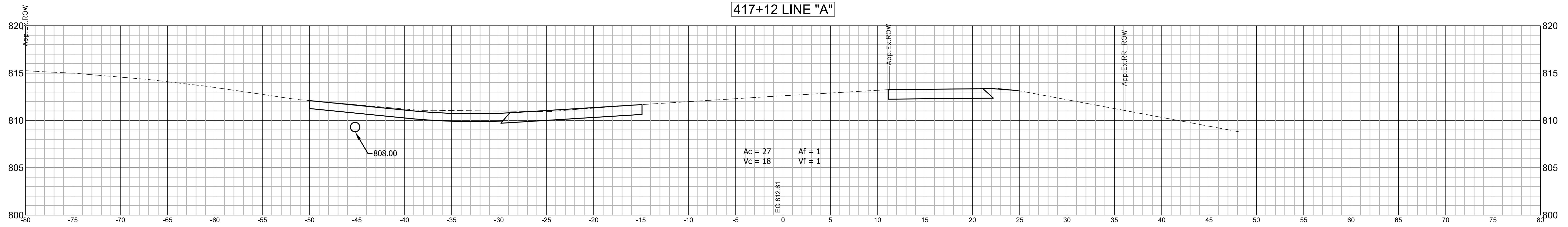


Stage 2 Plans

|                          |                 |                 |      |
|--------------------------|-----------------|-----------------|------|
| RECOMMENDED FOR APPROVAL |                 | DESIGN ENGINEER | DATE |
| DESIGNED: B.M.S./C.E.S.  | DRAWN: B.M.S.   |                 |      |
| CHECKED: B.M.S./C.E.S.   | CHECKED: J.L.B. |                 |      |

INDIANA DEPARTMENT OF TRANSPORTATION  
LOCATION 1 - U.S. 231 - LINE "A"  
CROSS SECTIONS

|                             |                        |
|-----------------------------|------------------------|
| HORIZONTAL SCALE<br>1" = 5' | BRIDGE FILE<br>N/A     |
| VERTICAL SCALE<br>1" = 5'   | DESIGNATION<br>1700190 |
| SURVEY BOOK<br>N/A          | SHEETS<br>68 of 161    |
| CONTRACT<br>R-41623         | PROJECT<br>1700190     |



**Stage 2 Plans**

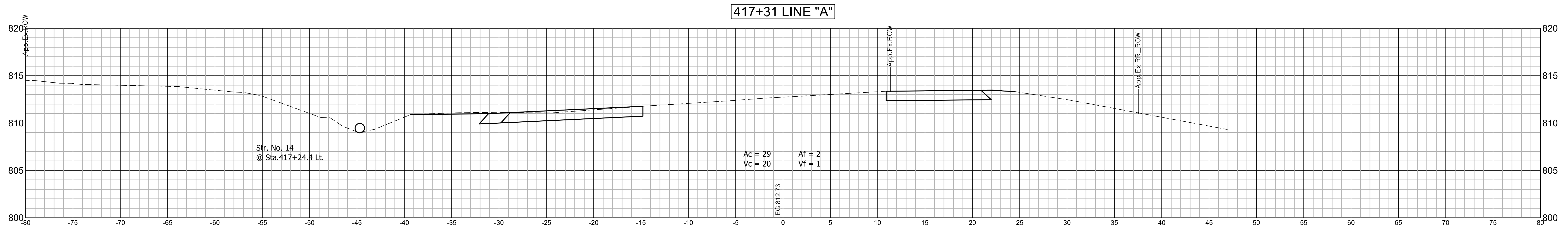
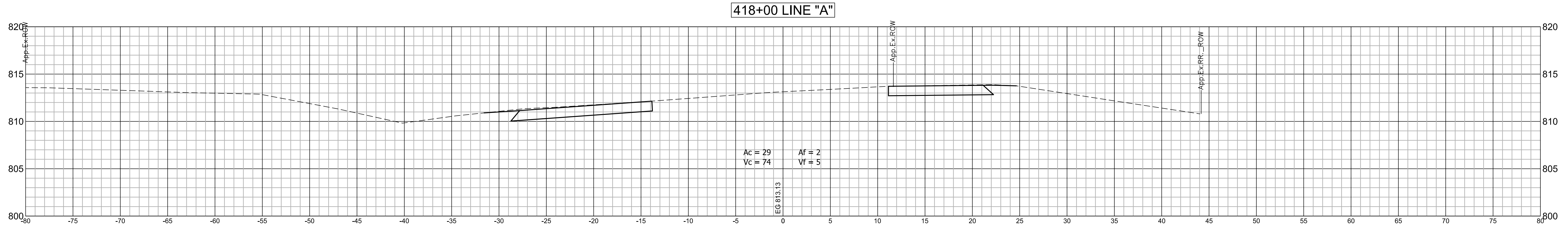
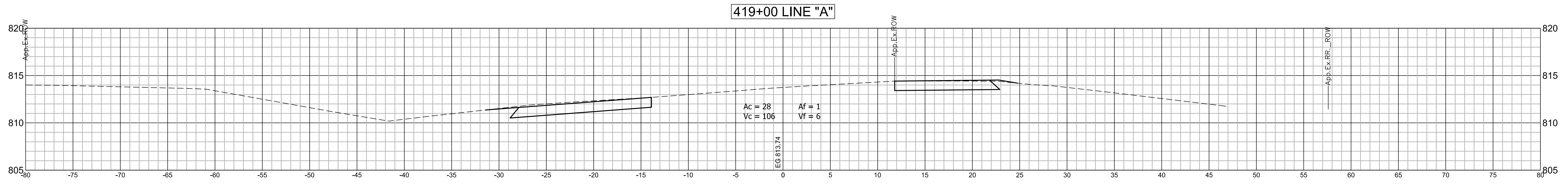
|                          |                 |
|--------------------------|-----------------|
| RECOMMENDED FOR APPROVAL |                 |
| DESIGN ENGINEER          | DATE            |
| DESIGNED: B.M.S./C.E.S.  | DRAWN: B.M.S.   |
| CHECKED: B.M.S./C.E.S.   | CHECKED: J.L.B. |

**INDIANA DEPARTMENT OF TRANSPORTATION**

**LOCATION 1 - U.S. 231 - LINE "A"**

**CROSS SECTIONS**

|                  |             |
|------------------|-------------|
| HORIZONTAL SCALE | BRIDGE FILE |
| 1" = 5'          | N/A         |
| VERTICAL SCALE   | DESIGNATION |
| 1" = 5'          | 1700190     |
| SURVEY BOOK      | SHEETS      |
| N/A              | 69 of 161   |
| CONTRACT         | PROJECT     |
| R-41623          | 1700190     |



**Stage 2 Plans**

|                                |                 |
|--------------------------------|-----------------|
| RECOMMENDED FOR APPROVAL _____ |                 |
| DESIGNED: B.M.S./C.E.S.        | DRAWN: B.M.S.   |
| CHECKED: B.M.S./C.E.S.         | CHECKED: J.L.B. |

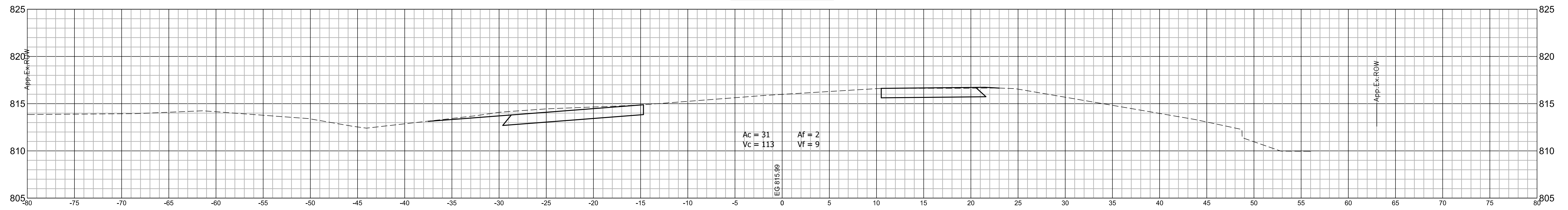
INDIANA  
DEPARTMENT OF TRANSPORTATION

**LOCATION 1 - U.S. 231 - LINE "A"**  
**CROSS SECTIONS**

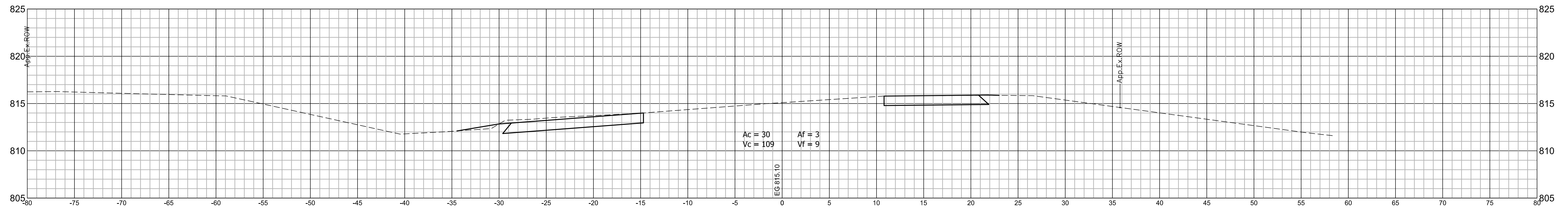
|                             |                        |
|-----------------------------|------------------------|
| HORIZONTAL SCALE<br>1" = 5' | BRIDGE FILE<br>N/A     |
| VERTICAL SCALE<br>1" = 5'   | DESIGNATION<br>1700190 |
| SURVEY BOOK<br>N/A          | SHEETS<br>70 of 161    |
| CONTRACT<br>R-41623         | PROJECT<br>1700190     |



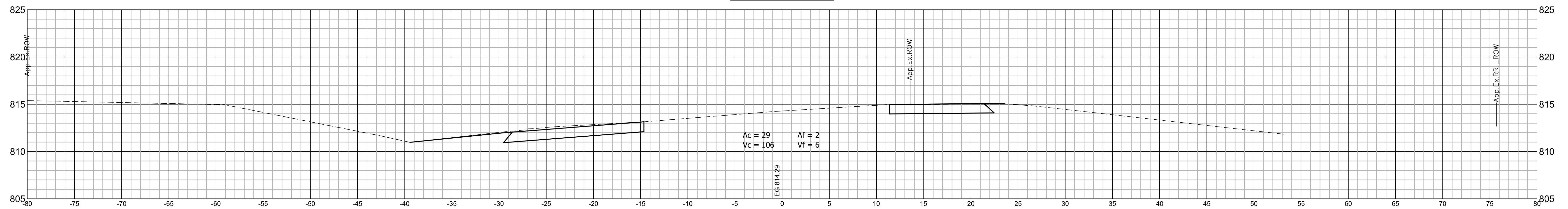
422+00 LINE "A"



421+00 LINE "A"



420+00 LINE "A"



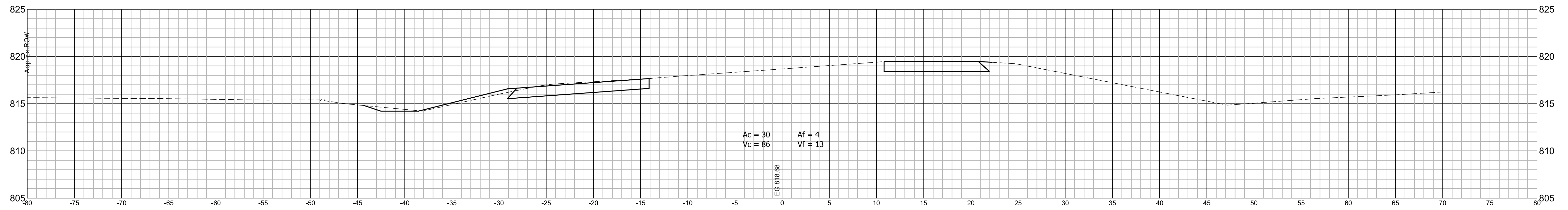
Stage 2 Plans

|                          |                 |
|--------------------------|-----------------|
| RECOMMENDED FOR APPROVAL |                 |
| DESIGNED: B.M.S./C.E.S.  | DRAWN: B.M.S.   |
| CHECKED: B.M.S./C.E.S.   | CHECKED: J.L.B. |

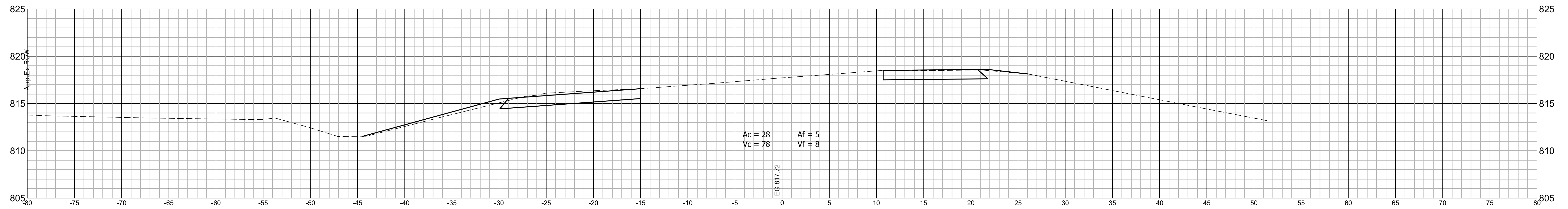
INDIANA DEPARTMENT OF TRANSPORTATION  
LOCATION 1 - U.S. 231 - LINE "A"  
CROSS SECTIONS

|                             |                        |
|-----------------------------|------------------------|
| HORIZONTAL SCALE<br>1" = 5' | BRIDGE FILE<br>N/A     |
| VERTICAL SCALE<br>1" = 5'   | DESIGNATION<br>1700190 |
| SURVEY BOOK<br>N/A          | SHEETS<br>71 of 161    |
| CONTRACT<br>R-41623         | PROJECT<br>1700190     |

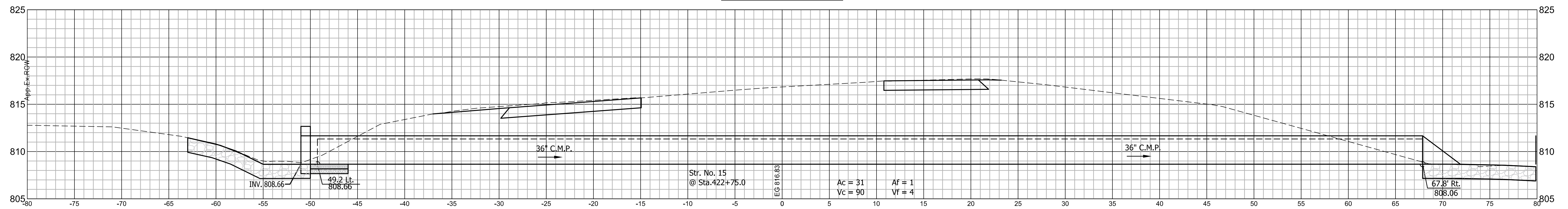
424+30 LINE "A"



423+50 LINE "A"



422+78.70 LINE "A"



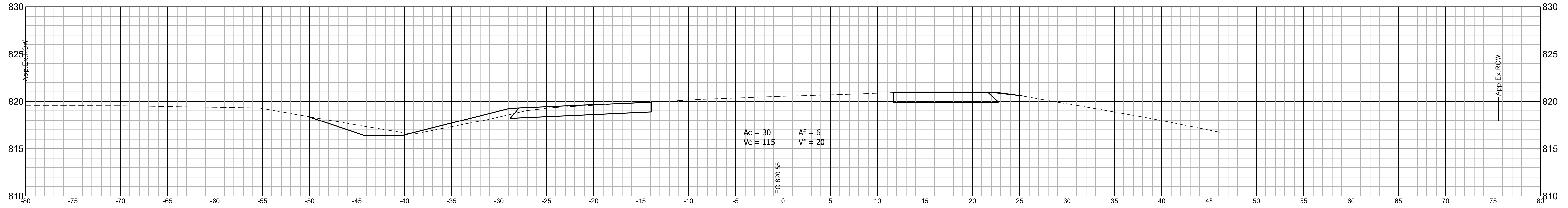
Stage 2 Plans

|                          |                 |                 |      |
|--------------------------|-----------------|-----------------|------|
| RECOMMENDED FOR APPROVAL |                 | DESIGN ENGINEER | DATE |
| DESIGNED: B.M.S./C.E.S.  | DRAWN: B.M.S.   |                 |      |
| CHECKED: B.M.S./C.E.S.   | CHECKED: J.L.B. |                 |      |

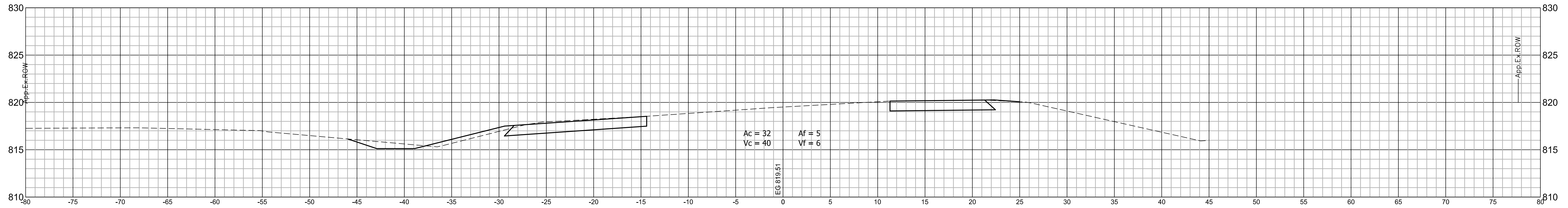
INDIANA DEPARTMENT OF TRANSPORTATION  
LOCATION 1 - U.S. 231 - LINE "A"  
CROSS SECTIONS

|                             |                        |
|-----------------------------|------------------------|
| HORIZONTAL SCALE<br>1" = 5' | BRIDGE FILE<br>N/A     |
| VERTICAL SCALE<br>1" = 5'   | DESIGNATION<br>1700190 |
| SURVEY BOOK<br>N/A          | SHEETS<br>72 of 161    |
| CONTRACT<br>R-41623         | PROJECT<br>1700190     |

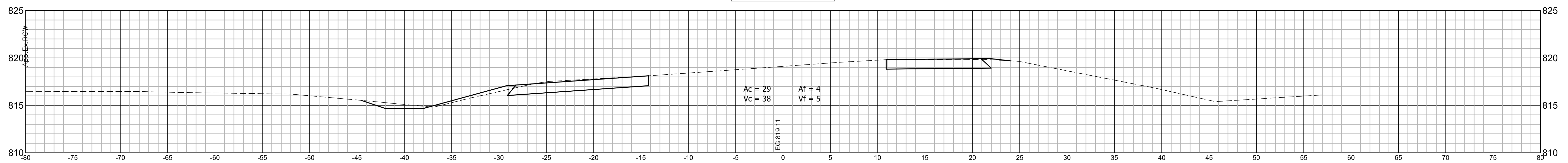
426+00 LINE "A"



425+00 LINE "A"



424+65 LINE "A"



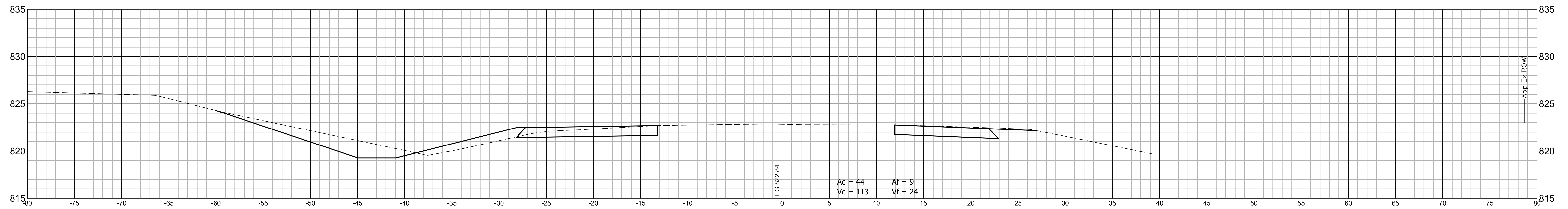
Stage 2 Plans

|                          |                 |
|--------------------------|-----------------|
| RECOMMENDED FOR APPROVAL |                 |
| DESIGNED: B.M.S./C.E.S.  | DRAWN: B.M.S.   |
| CHECKED: B.M.S./C.E.S.   | CHECKED: J.L.B. |

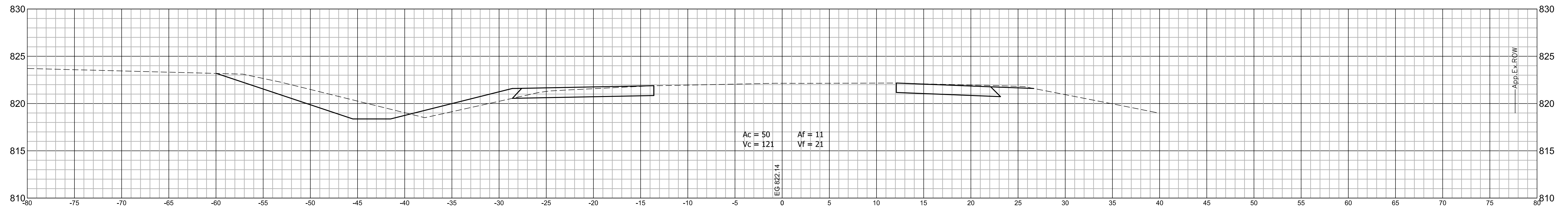
INDIANA DEPARTMENT OF TRANSPORTATION  
LOCATION 1 - U.S. 231 - LINE "A"  
CROSS SECTIONS

|                             |                        |
|-----------------------------|------------------------|
| HORIZONTAL SCALE<br>1" = 5' | BRIDGE FILE<br>N/A     |
| VERTICAL SCALE<br>1" = 5'   | DESIGNATION<br>1700190 |
| SURVEY BOOK<br>N/A          | SHEETS<br>73 of 161    |
| CONTRACT<br>R-41623         | PROJECT<br>1700190     |

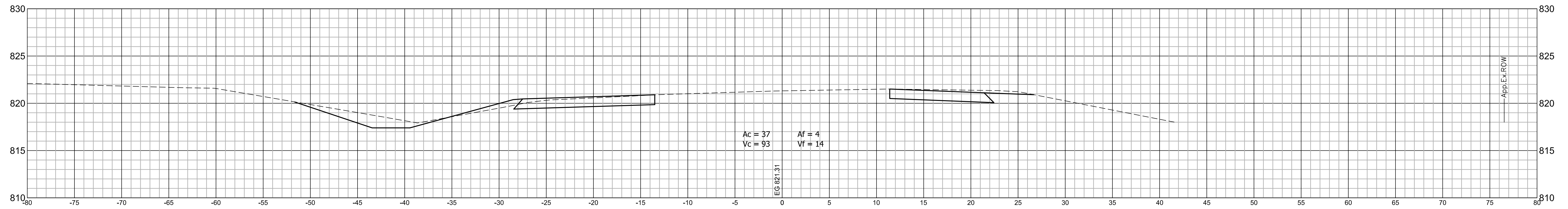
428+15 LINE "A"



427+50 LINE "A"



426+75 LINE "A"



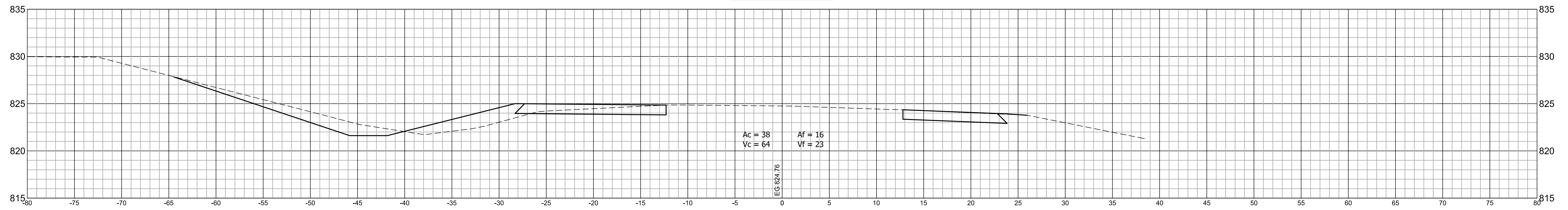
Stage 2 Plans

|                          |                 |                 |      |
|--------------------------|-----------------|-----------------|------|
| RECOMMENDED FOR APPROVAL |                 | DESIGN ENGINEER | DATE |
| DESIGNED: B.M.S./C.E.S.  | DRAWN: B.M.S.   |                 |      |
| CHECKED: B.M.S./C.E.S.   | CHECKED: J.L.B. |                 |      |

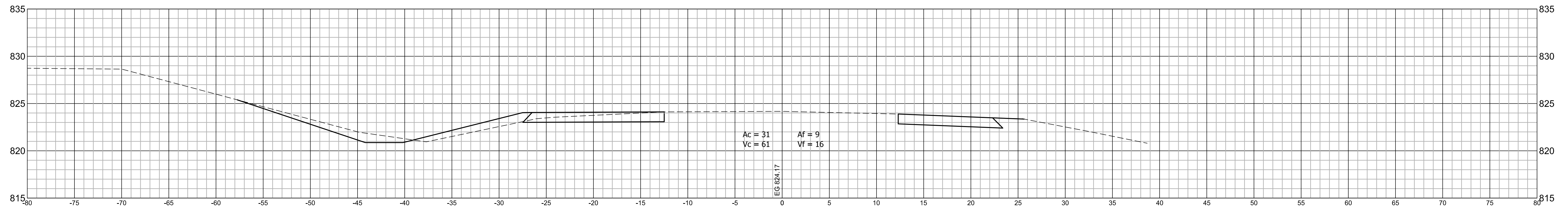
INDIANA DEPARTMENT OF TRANSPORTATION  
LOCATION 1 - U.S. 231 - LINE "A"  
CROSS SECTIONS

|                             |                        |
|-----------------------------|------------------------|
| HORIZONTAL SCALE<br>1" = 5' | BRIDGE FILE<br>N/A     |
| VERTICAL SCALE<br>1" = 5'   | DESIGNATION<br>1700190 |
| SURVEY BOOK<br>N/A          | SHEETS<br>74 of 161    |
| CONTRACT<br>R-41623         | PROJECT<br>1700190     |

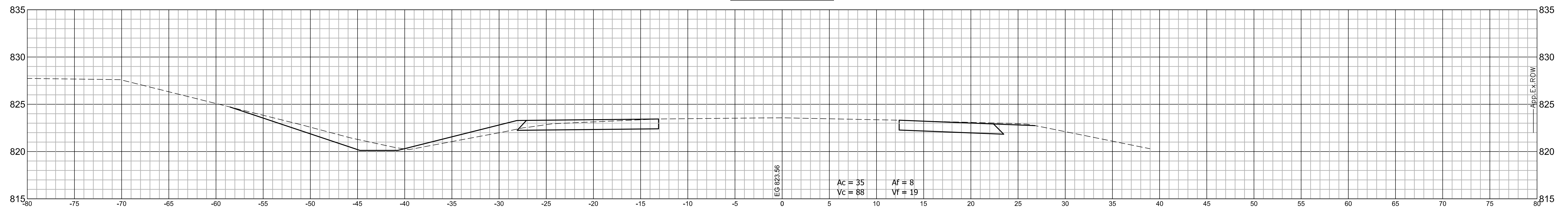
429+75 LINE "A"



429+25 LINE "A"



428+75 LINE "A"



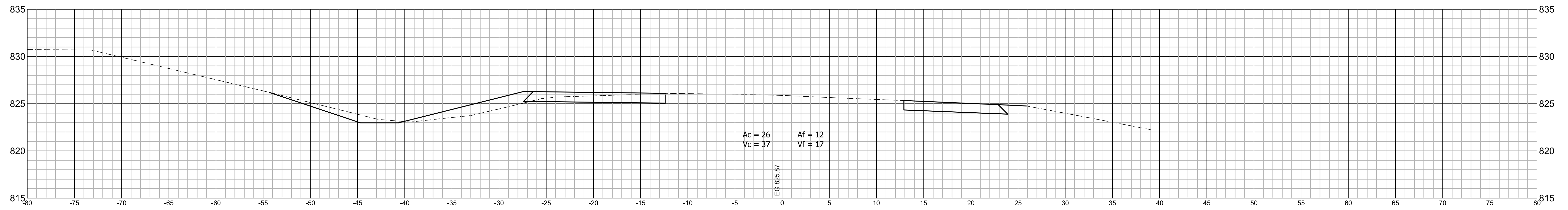
Stage 2 Plans

|                          |                 |                 |      |
|--------------------------|-----------------|-----------------|------|
| RECOMMENDED FOR APPROVAL |                 | DESIGN ENGINEER | DATE |
| DESIGNED: B.M.S./C.E.S.  | DRAWN: B.M.S.   |                 |      |
| CHECKED: B.M.S./C.E.S.   | CHECKED: J.L.B. |                 |      |

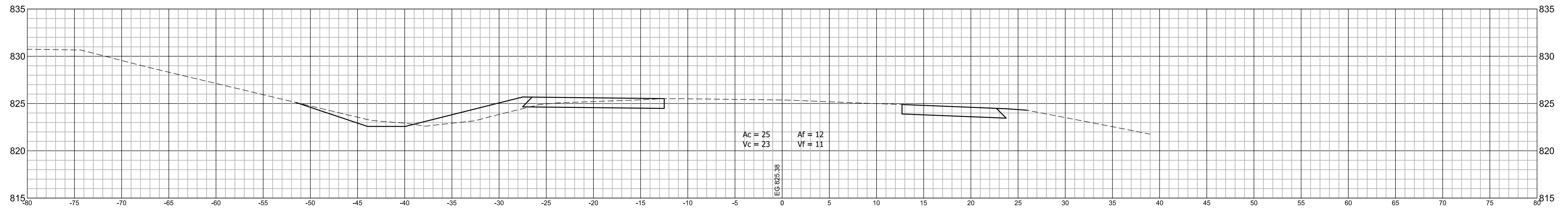
INDIANA DEPARTMENT OF TRANSPORTATION  
LOCATION 1 - U.S. 231 - LINE "A"  
CROSS SECTIONS

|                             |                        |
|-----------------------------|------------------------|
| HORIZONTAL SCALE<br>1" = 5' | BRIDGE FILE<br>N/A     |
| VERTICAL SCALE<br>1" = 5'   | DESIGNATION<br>1700190 |
| SURVEY BOOK<br>N/A          | SHEETS<br>75 of 161    |
| CONTRACT<br>R-41623         | PROJECT<br>1700190     |

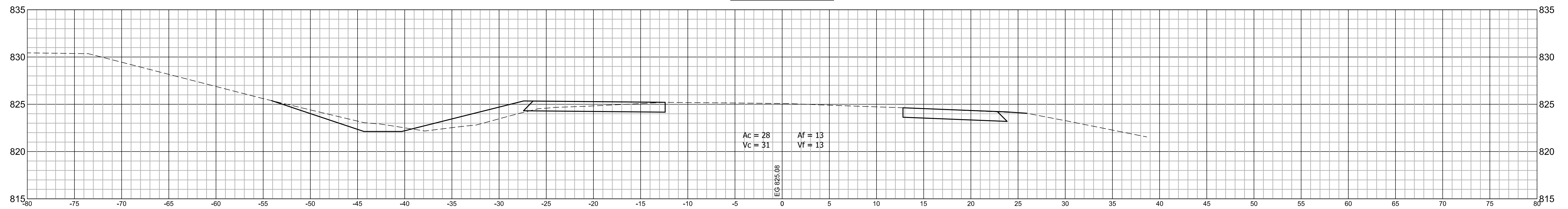
430+62 LINE "A"



430+23 LINE "A"



430+00 LINE "A"



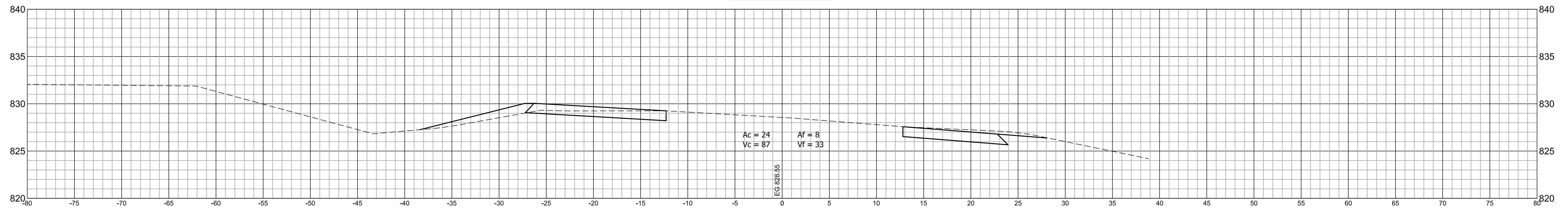
Stage 2 Plans

|                                |                 |
|--------------------------------|-----------------|
| RECOMMENDED FOR APPROVAL _____ |                 |
| DESIGNED: B.M.S./C.E.S.        | DRAWN: B.M.S.   |
| CHECKED: B.M.S./C.E.S.         | CHECKED: J.L.B. |

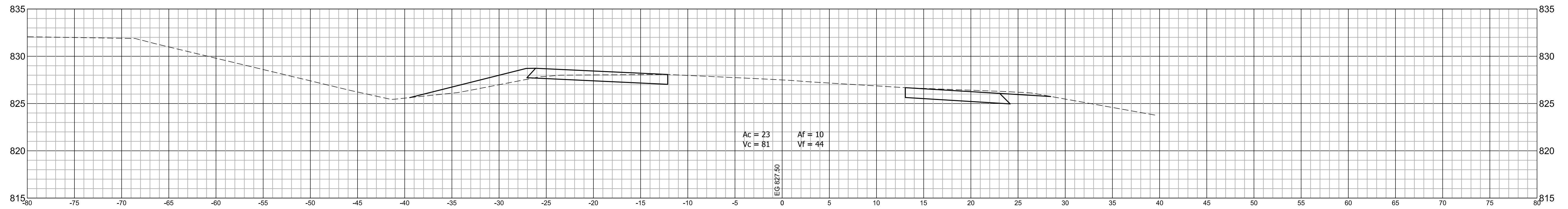
INDIANA DEPARTMENT OF TRANSPORTATION  
 LOCATION 1 - U.S. 231 - LINE "A"  
 CROSS SECTIONS

|                             |                        |
|-----------------------------|------------------------|
| HORIZONTAL SCALE<br>1" = 5' | BRIDGE FILE<br>N/A     |
| VERTICAL SCALE<br>1" = 5'   | DESIGNATION<br>1700190 |
| SURVEY BOOK<br>N/A          | SHEETS<br>76 of 161    |
| CONTRACT<br>R-41623         | PROJECT<br>1700190     |

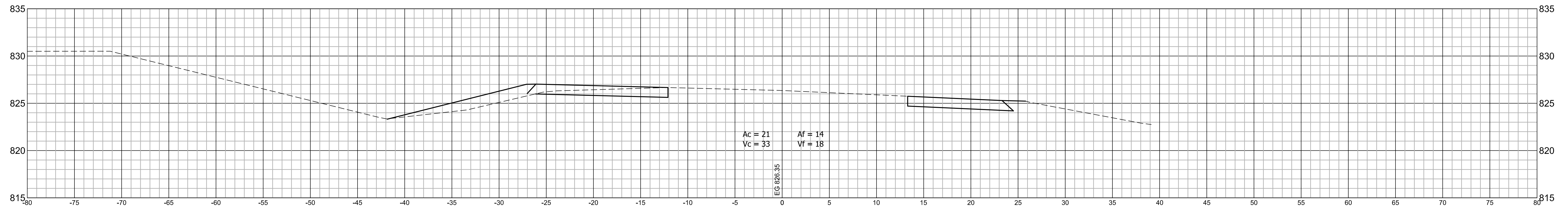
433+00 LINE "A"



432+00 LINE "A"



431+00 LINE "A"



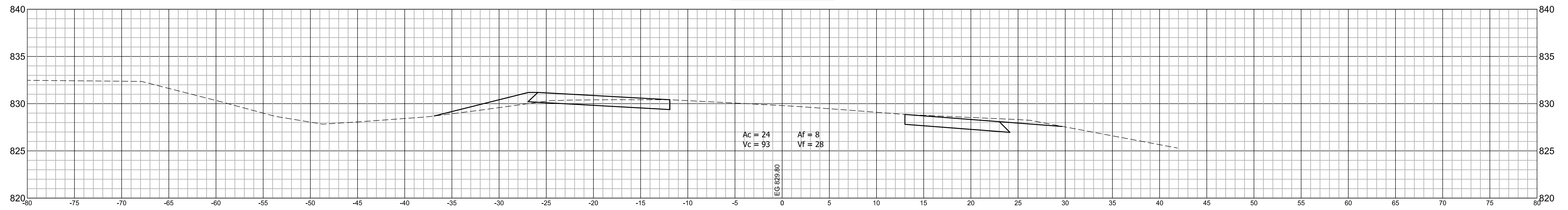
Stage 2 Plans

|                          |                 |
|--------------------------|-----------------|
| RECOMMENDED FOR APPROVAL |                 |
| DESIGNED: B.M.S./C.E.S.  | DRAWN: B.M.S.   |
| CHECKED: B.M.S./C.E.S.   | CHECKED: J.L.B. |

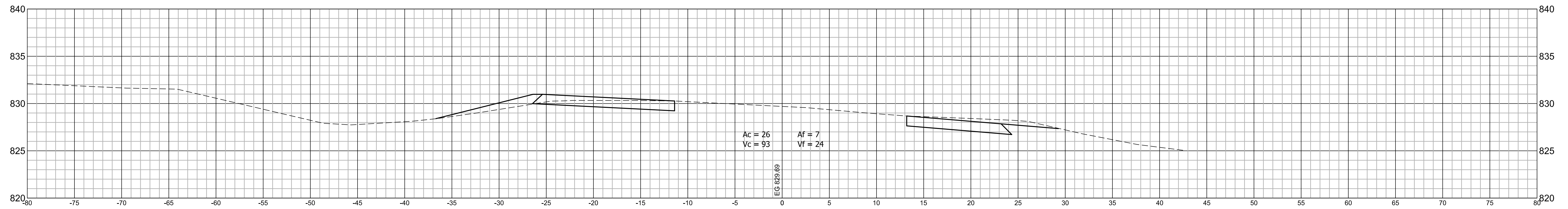
INDIANA DEPARTMENT OF TRANSPORTATION  
LOCATION 1 - U.S. 231 - LINE "A"  
CROSS SECTIONS

|                             |                        |
|-----------------------------|------------------------|
| HORIZONTAL SCALE<br>1" = 5' | BRIDGE FILE<br>N/A     |
| VERTICAL SCALE<br>1" = 5'   | DESIGNATION<br>1700190 |
| SURVEY BOOK<br>N/A          | SHEETS<br>77 of 161    |
| CONTRACT<br>R-41623         | PROJECT<br>1700190     |

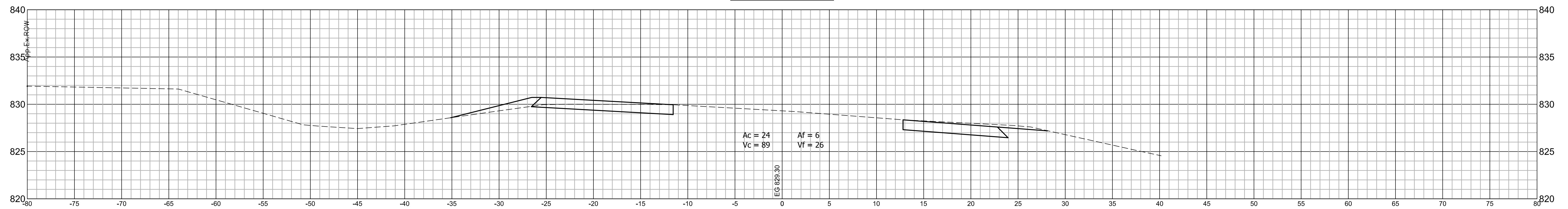
436+00 LINE "A"



435+00 LINE "A"



434+00 LINE "A"



Stage 2 Plans

|                          |                 |
|--------------------------|-----------------|
| RECOMMENDED FOR APPROVAL |                 |
| DESIGNED: B.M.S./C.E.S.  | DRAWN: B.M.S.   |
| CHECKED: B.M.S./C.E.S.   | CHECKED: J.L.B. |

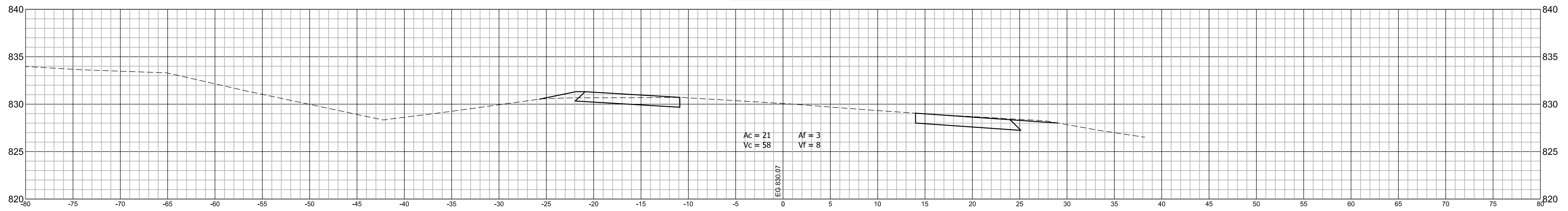
INDIANA DEPARTMENT OF TRANSPORTATION

LOCATION 1 - U.S. 231 - LINE "A"  
CROSS SECTIONS

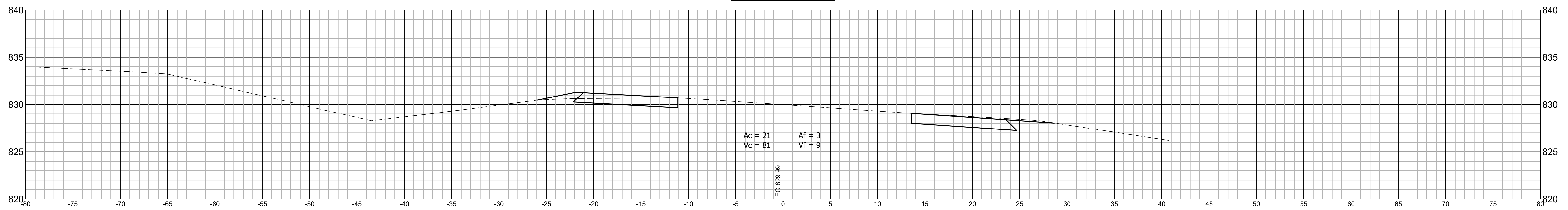
|                             |                        |
|-----------------------------|------------------------|
| HORIZONTAL SCALE<br>1" = 5' | BRIDGE FILE<br>N/A     |
| VERTICAL SCALE<br>1" = 5'   | DESIGNATION<br>1700190 |
| SURVEY BOOK<br>N/A          | SHEETS<br>78 of 161    |
| CONTRACT<br>R-41623         | PROJECT<br>1700190     |



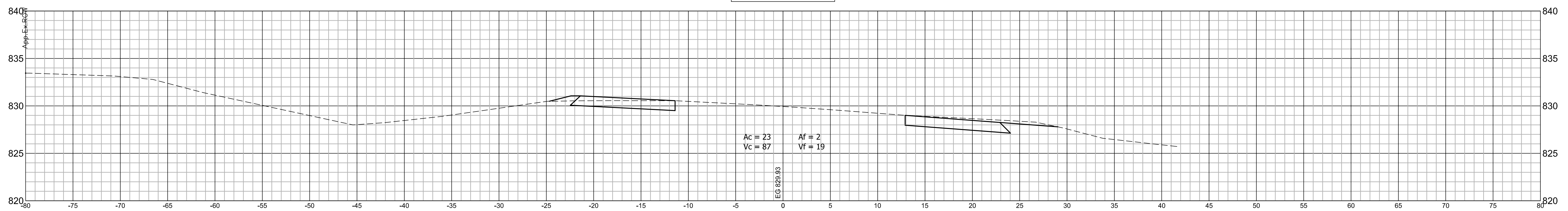
438+75 LINE "A"



438+00 LINE "A"



437+00 LINE "A"



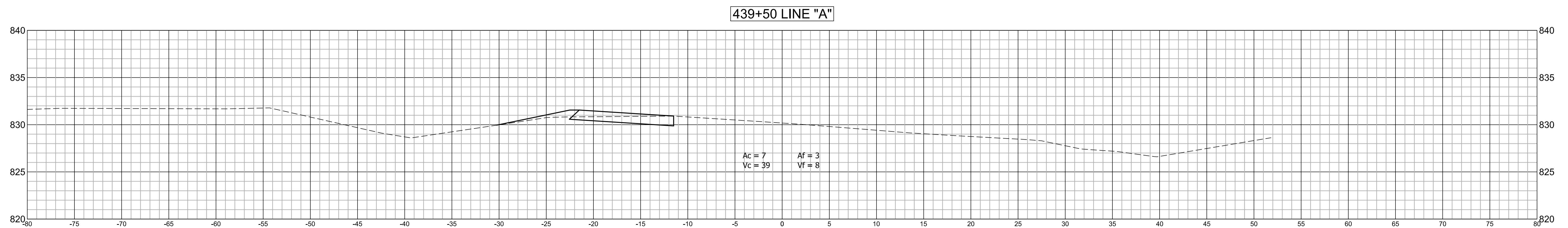
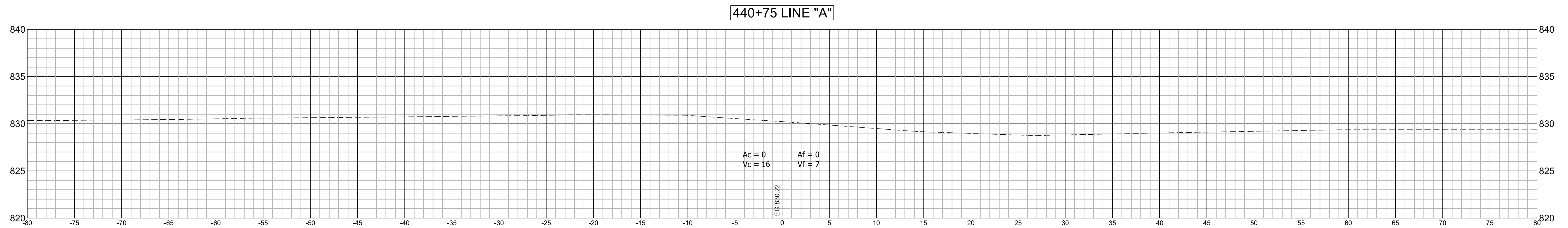
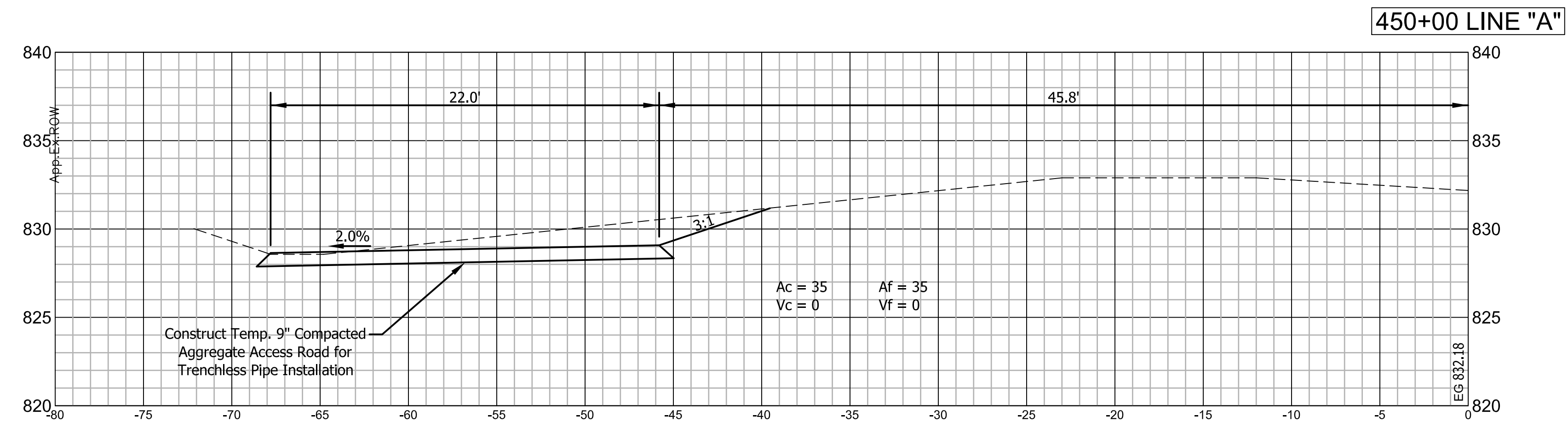
Stage 2 Plans

|                                |                 |
|--------------------------------|-----------------|
| RECOMMENDED FOR APPROVAL _____ |                 |
| DESIGN ENGINEER                | DATE            |
| DESIGNED: B.M.S./C.E.S.        | DRAWN: B.M.S.   |
| CHECKED: B.M.S./C.E.S.         | CHECKED: J.L.B. |

INDIANA  
DEPARTMENT OF TRANSPORTATION

LOCATION 1 - U.S. 231 - LINE "A"  
CROSS SECTIONS

|                             |                        |
|-----------------------------|------------------------|
| HORIZONTAL SCALE<br>1" = 5' | BRIDGE FILE<br>N/A     |
| VERTICAL SCALE<br>1" = 5'   | DESIGNATION<br>1700190 |
| SURVEY BOOK<br>N/A          | SHEETS<br>79 of 161    |
| CONTRACT<br>R-41623         | PROJECT<br>1700190     |



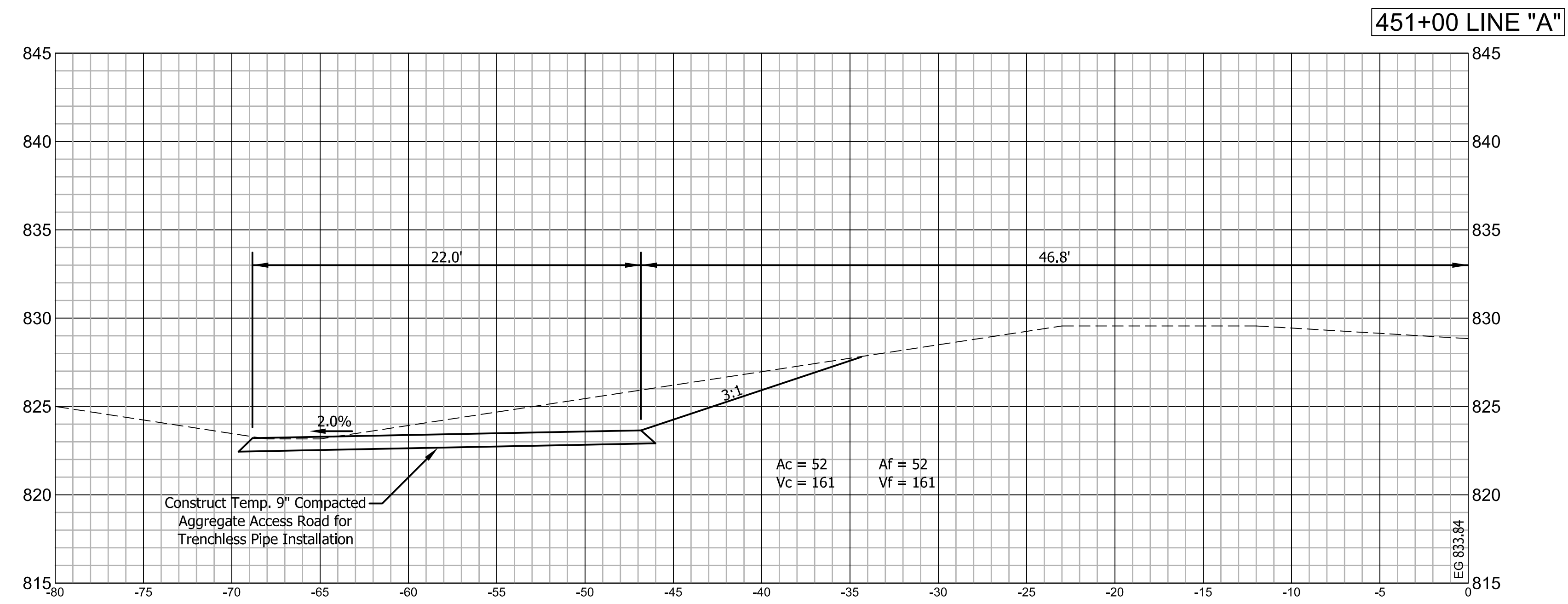
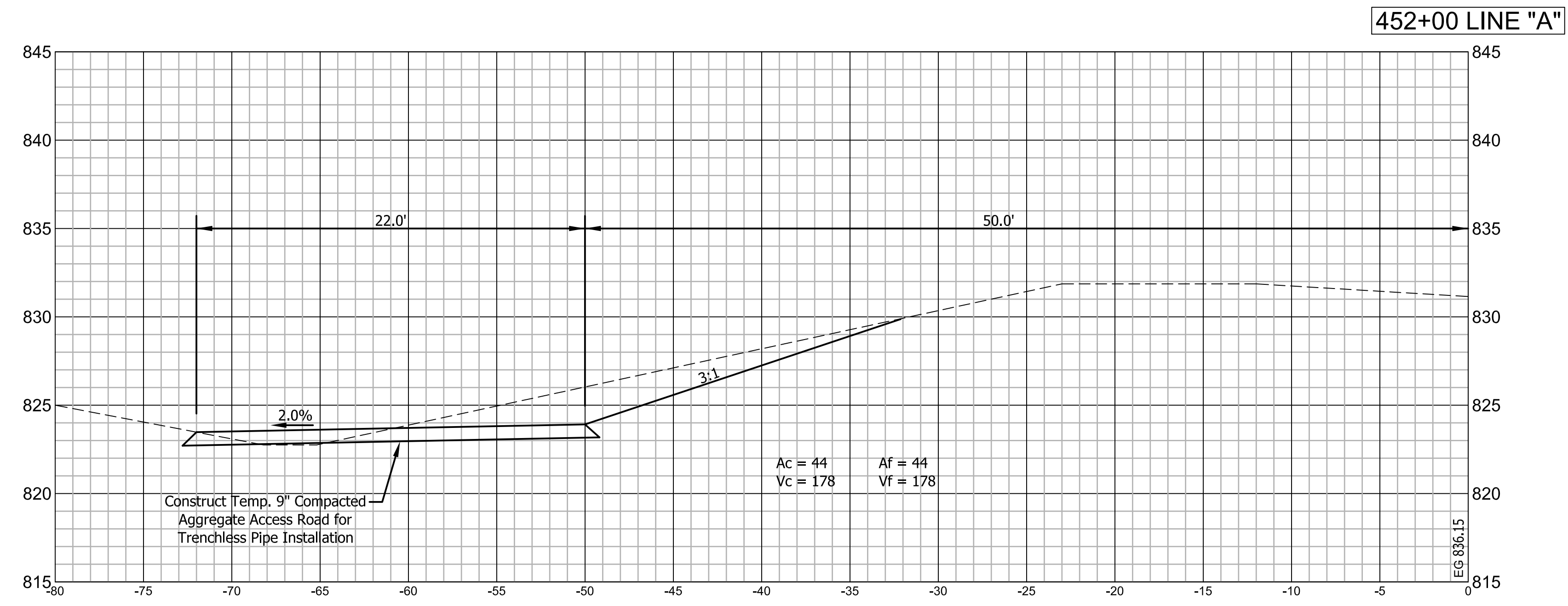
**Stage 2 Plans**

|                                |                 |
|--------------------------------|-----------------|
| RECOMMENDED FOR APPROVAL _____ |                 |
| DESIGN ENGINEER                | DATE            |
| DESIGNED: B.M.S./C.E.S.        | DRAWN: B.M.S.   |
| CHECKED: B.M.S./C.E.S.         | CHECKED: J.L.B. |

**INDIANA  
DEPARTMENT OF TRANSPORTATION**

**LOCATION 1 - U.S. 231 - LINE "A"  
CROSS SECTIONS**

|                             |                        |
|-----------------------------|------------------------|
| HORIZONTAL SCALE<br>1" = 5' | BRIDGE FILE<br>N/A     |
| VERTICAL SCALE<br>1" = 5'   | DESIGNATION<br>1700190 |
| SURVEY BOOK<br>N/A          | SHEETS<br>80 of 161    |
| CONTRACT<br>R-41623         | PROJECT<br>1700190     |



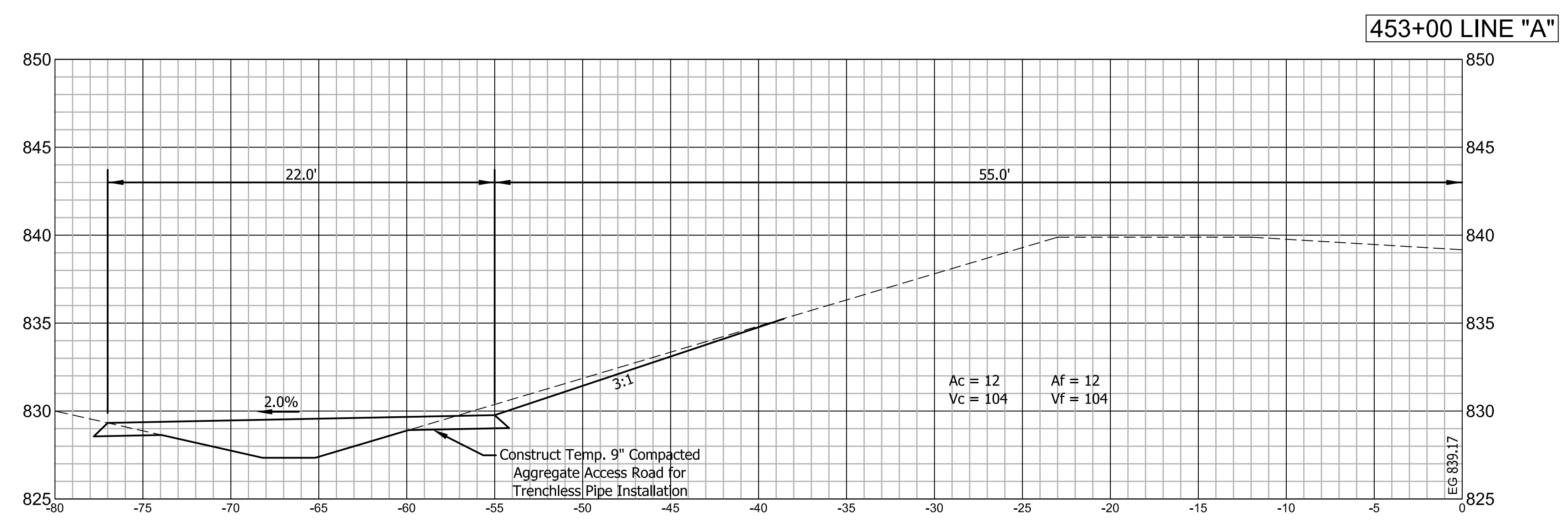
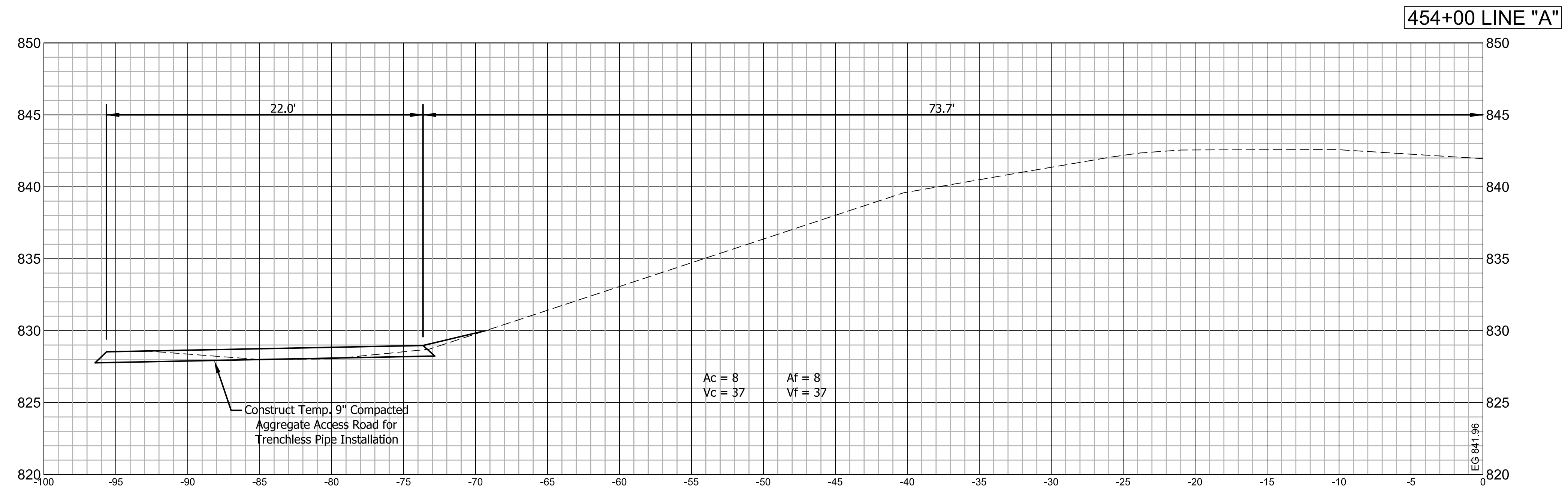
**Stage 2 Plans**

|                                |                 |
|--------------------------------|-----------------|
| RECOMMENDED FOR APPROVAL _____ |                 |
| DESIGNED: B.M.S./C.E.S.        | DRAWN: B.M.S.   |
| CHECKED: B.M.S./C.E.S.         | CHECKED: J.L.B. |

**INDIANA  
DEPARTMENT OF TRANSPORTATION**

**LOCATION 1 - U.S. 231 - LINE "A"  
CROSS SECTIONS**

|                             |                        |
|-----------------------------|------------------------|
| HORIZONTAL SCALE<br>1" = 5' | BRIDGE FILE<br>N/A     |
| VERTICAL SCALE<br>1" = 5'   | DESIGNATION<br>1700190 |
| SURVEY BOOK<br>N/A          | SHEETS<br>81 of 161    |
| CONTRACT<br>R-41623         | PROJECT<br>1700190     |

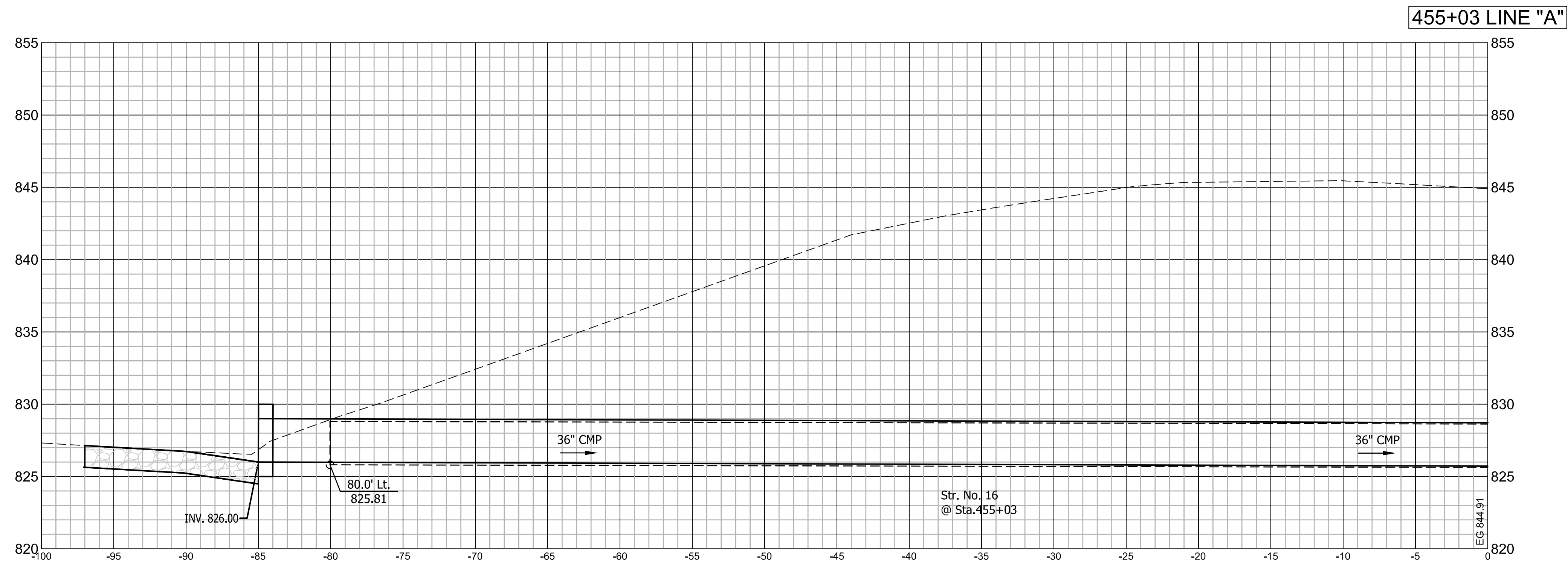


Stage 2 Plans

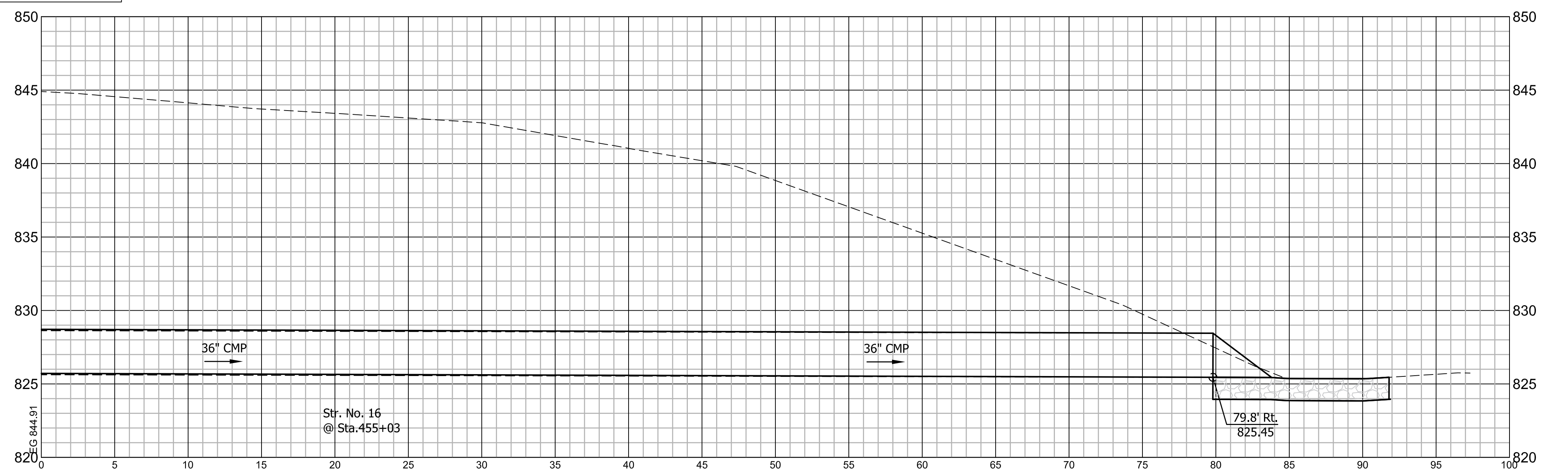
|                                |                 |
|--------------------------------|-----------------|
| RECOMMENDED FOR APPROVAL _____ |                 |
| DESIGNED: B.M.S./C.E.S.        | DRAWN: B.M.S.   |
| CHECKED: B.M.S./C.E.S.         | CHECKED: J.L.B. |

INDIANA DEPARTMENT OF TRANSPORTATION  
LOCATION 1 - U.S. 231 - LINE "A"  
CROSS SECTIONS

|                             |                        |
|-----------------------------|------------------------|
| HORIZONTAL SCALE<br>1" = 5' | BRIDGE FILE<br>N/A     |
| VERTICAL SCALE<br>1" = 5'   | DESIGNATION<br>1700190 |
| SURVEY BOOK<br>N/A          | SHEETS<br>82 of 161    |
| CONTRACT<br>R-41623         | PROJECT<br>1700190     |



**455+03 LINE "A"**



**Stage 2 Plans**

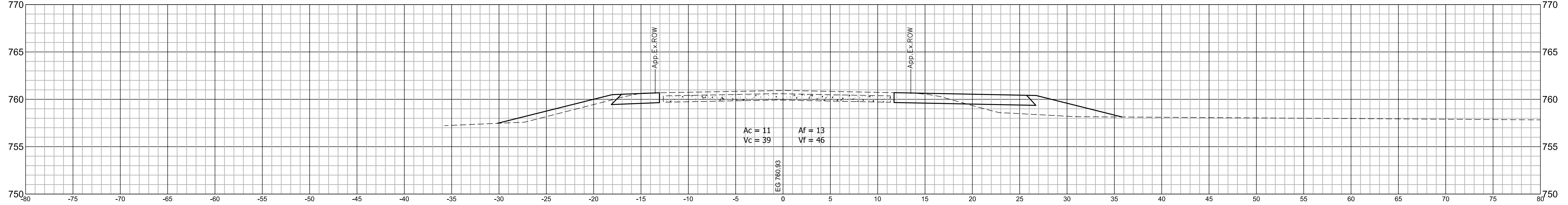
|                                |                 |
|--------------------------------|-----------------|
| RECOMMENDED FOR APPROVAL _____ |                 |
| DESIGNED: B.M.S./C.E.S.        | DRAWN: B.M.S.   |
| CHECKED: B.M.S./C.E.S.         | CHECKED: J.L.B. |

**INDIANA  
DEPARTMENT OF TRANSPORTATION**

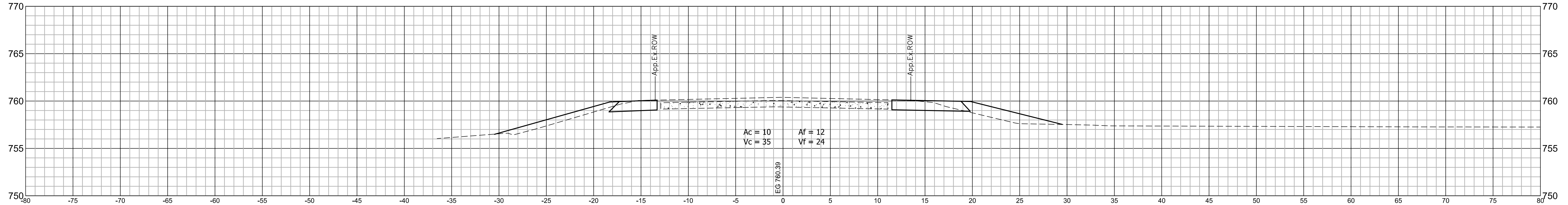
**LOCATION 1 - U.S. 231 - LINE "A"  
CROSS SECTIONS**

|                             |                        |
|-----------------------------|------------------------|
| HORIZONTAL SCALE<br>1" = 5' | BRIDGE FILE<br>N/A     |
| VERTICAL SCALE<br>1" = 5'   | DESIGNATION<br>1700190 |
| SURVEY BOOK<br>N/A          | SHEETS<br>83 of 161    |
| CONTRACT<br>R-41623         | PROJECT<br>1700190     |

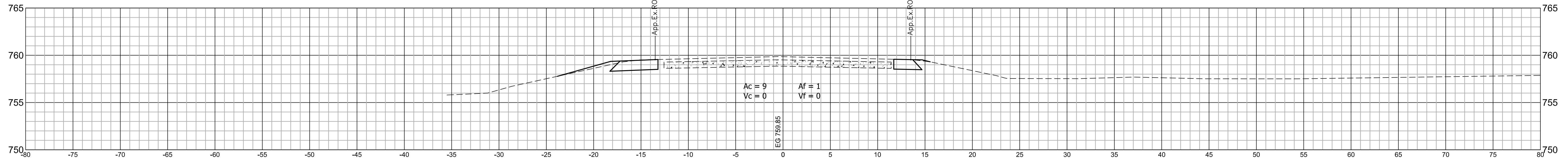
692+00 LINE "B"



691+00 LINE "B"



690+00 LINE "B"



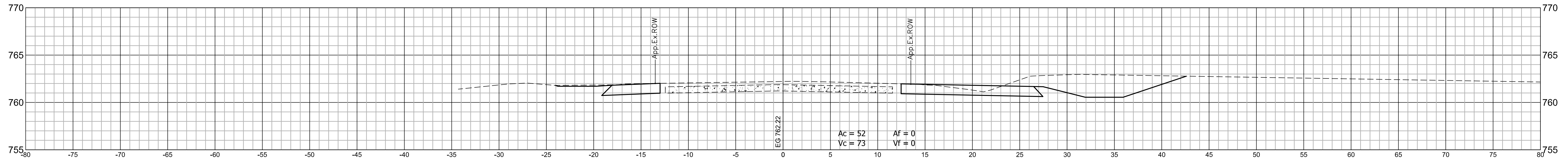
Stage 2 Plans

|                          |                 |
|--------------------------|-----------------|
| RECOMMENDED FOR APPROVAL |                 |
| DESIGN ENGINEER          | DATE            |
| DESIGNED: B.M.S./C.E.S.  | DRAWN: B.M.S.   |
| CHECKED: B.M.S./C.E.S.   | CHECKED: J.L.B. |

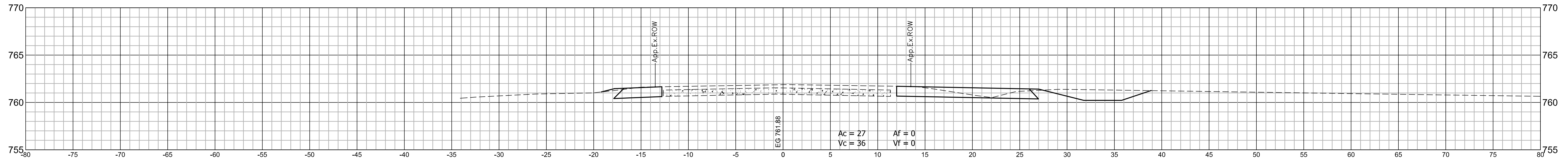
INDIANA DEPARTMENT OF TRANSPORTATION  
 LOCATION 2 - U.S. 231 - LINE "B"  
 CROSS SECTIONS

|                  |             |
|------------------|-------------|
| HORIZONTAL SCALE | BRIDGE FILE |
| 1" = 5'          | N/A         |
| VERTICAL SCALE   | DESIGNATION |
| 1" = 5'          | 1700190     |
| SURVEY BOOK      | SHEETS      |
| N/A              | 84 of 161   |
| CONTRACT         | PROJECT     |
| R-41623          | 1700190     |

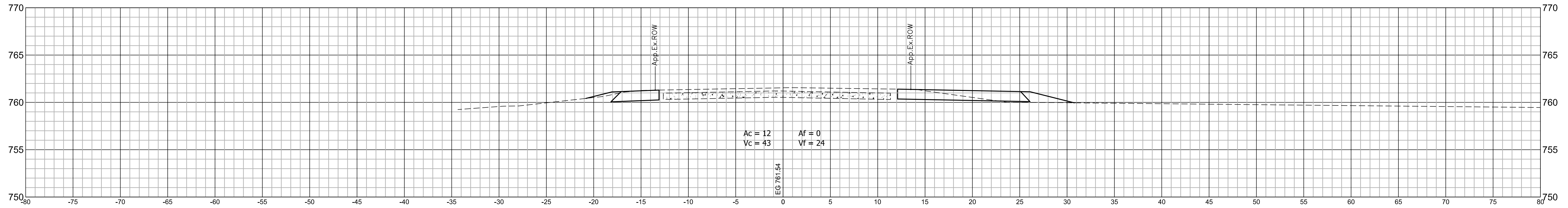
694+00 LINE "B"



693+50 LINE "B"



693+00 LINE "B"



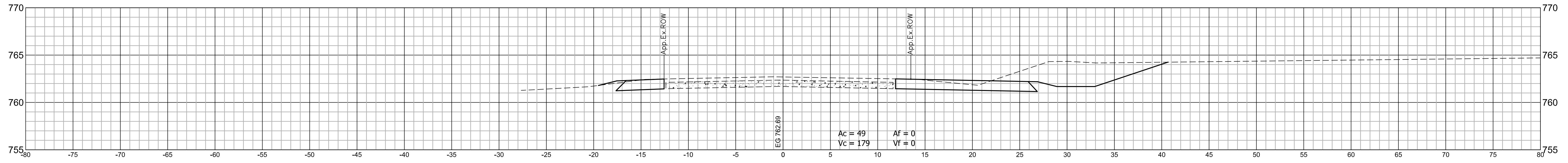
Stage 2 Plans

|                                |                 |
|--------------------------------|-----------------|
| RECOMMENDED FOR APPROVAL _____ |                 |
| DESIGNED: B.M.S./C.E.S.        | DRAWN: B.M.S.   |
| CHECKED: B.M.S./C.E.S.         | CHECKED: J.L.B. |

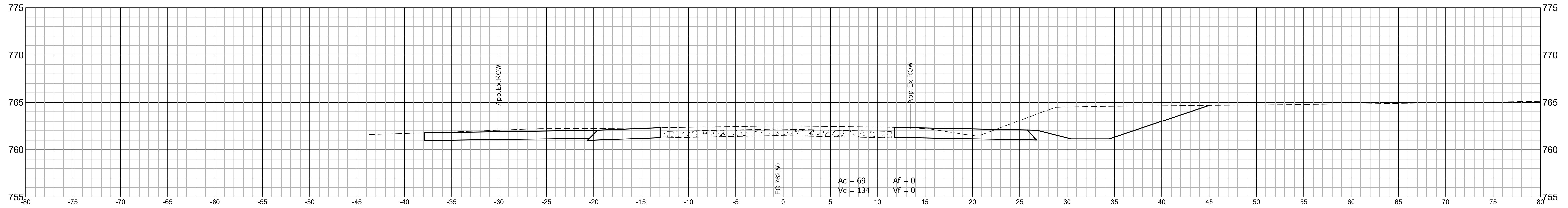
INDIANA DEPARTMENT OF TRANSPORTATION  
 LOCATION 2 - U.S. 231 - LINE "B"  
 CROSS SECTIONS

|                             |                        |
|-----------------------------|------------------------|
| HORIZONTAL SCALE<br>1" = 5' | BRIDGE FILE<br>N/A     |
| VERTICAL SCALE<br>1" = 5'   | DESIGNATION<br>1700190 |
| SURVEY BOOK<br>N/A          | SHEETS<br>85 of 161    |
| CONTRACT<br>R-41623         | PROJECT<br>1700190     |

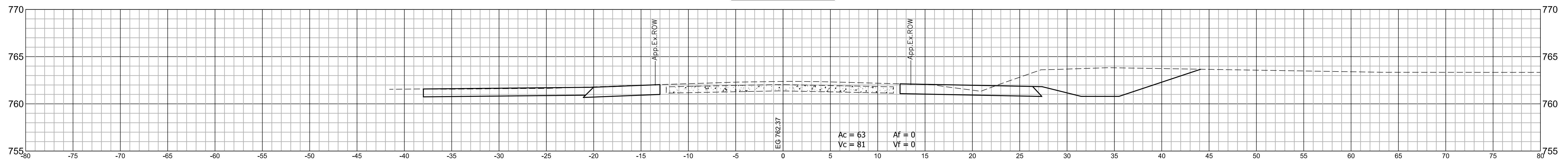
695+75 LINE "B"



694+93 LINE "B"



694+38 LINE "B"



Stage 2 Plans

RECOMMENDED FOR APPROVAL \_\_\_\_\_  
 DESIGN ENGINEER \_\_\_\_\_ DATE \_\_\_\_\_

DESIGNED: B.M.S./C.E.S. DRAWN: B.M.S.  
 CHECKED: B.M.S./C.E.S. CHECKED: J.L.B.

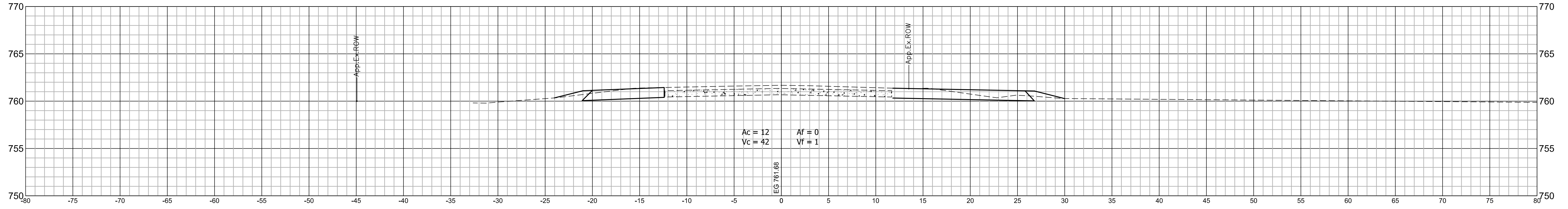
INDIANA DEPARTMENT OF TRANSPORTATION

LOCATION 2 - U.S. 231 - LINE "B"  
 CROSS SECTIONS

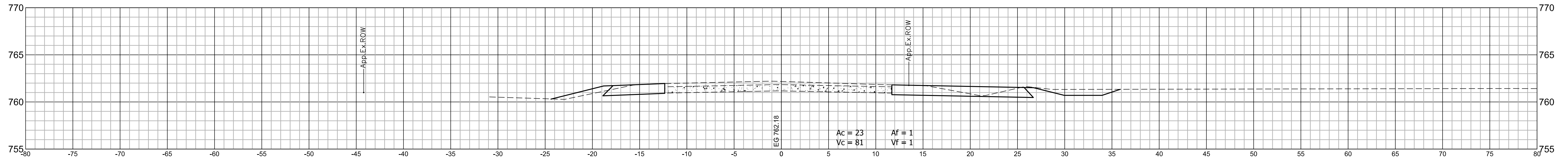
|                             |                        |
|-----------------------------|------------------------|
| HORIZONTAL SCALE<br>1" = 5' | BRIDGE FILE<br>N/A     |
| VERTICAL SCALE<br>1" = 5'   | DESIGNATION<br>1700190 |
| SURVEY BOOK<br>N/A          | SHEETS<br>86 of 161    |
| CONTRACT<br>R-41623         | PROJECT<br>1700190     |



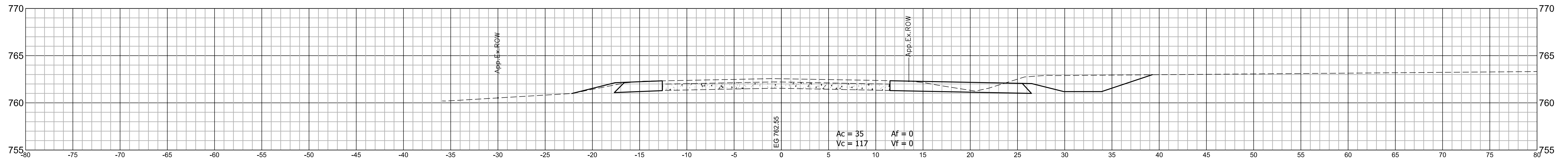
697+90 LINE "B"



697+25 LINE "B"



696+50 LINE "B"



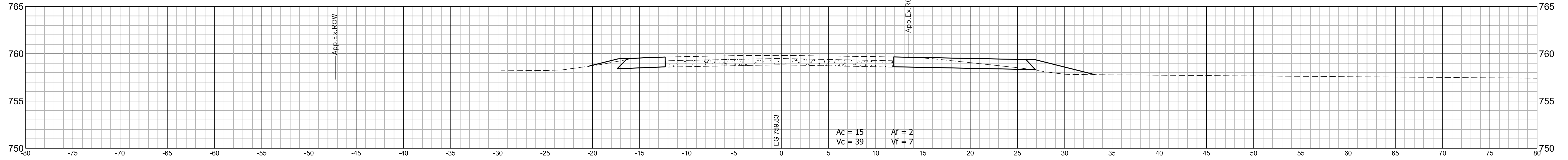
Stage 2 Plans

|                                |                 |
|--------------------------------|-----------------|
| RECOMMENDED FOR APPROVAL _____ |                 |
| DESIGNED: B.M.S./C.E.S.        | DRAWN: B.M.S.   |
| CHECKED: B.M.S./C.E.S.         | CHECKED: J.L.B. |

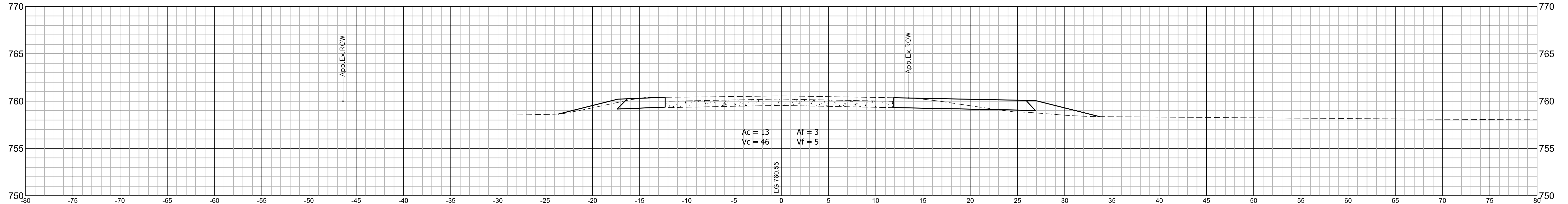
INDIANA DEPARTMENT OF TRANSPORTATION  
 LOCATION 2 - U.S. 231 - LINE "B"  
 CROSS SECTIONS

|                             |                        |
|-----------------------------|------------------------|
| HORIZONTAL SCALE<br>1" = 5' | BRIDGE FILE<br>N/A     |
| VERTICAL SCALE<br>1" = 5'   | DESIGNATION<br>1700190 |
| SURVEY BOOK<br>N/A          | SHEETS<br>87 of 161    |
| CONTRACT<br>R-41623         | PROJECT<br>1700190     |

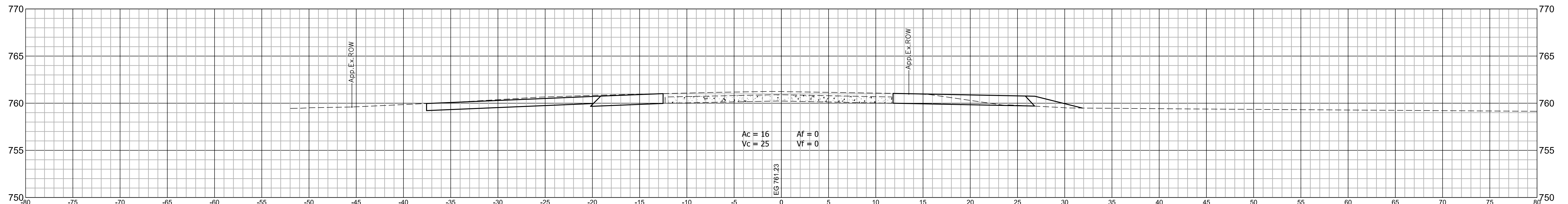
700+00 LINE "B"



699+25 LINE "B"



698+39 LINE "B"



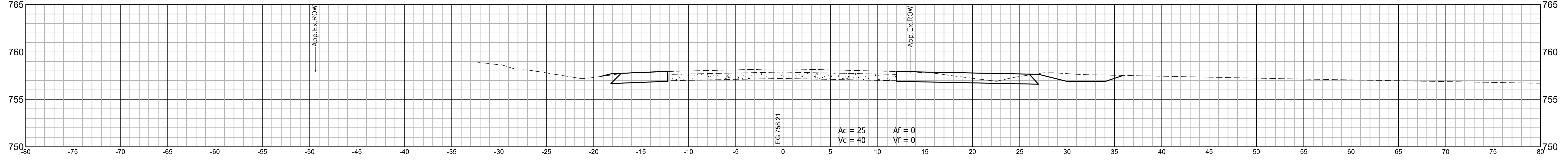
Stage 2 Plans

|                          |                 |
|--------------------------|-----------------|
| RECOMMENDED FOR APPROVAL |                 |
| DESIGNED: B.M.S./C.E.S.  | DRAWN: B.M.S.   |
| CHECKED: B.M.S./C.E.S.   | CHECKED: J.L.B. |

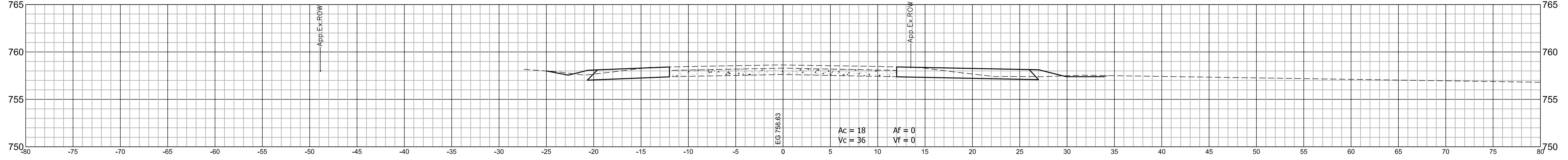
INDIANA DEPARTMENT OF TRANSPORTATION  
 LOCATION 2 - U.S. 231 - LINE "B"  
 CROSS SECTIONS

|                             |                        |
|-----------------------------|------------------------|
| HORIZONTAL SCALE<br>1" = 5' | BRIDGE FILE<br>N/A     |
| VERTICAL SCALE<br>1" = 5'   | DESIGNATION<br>1700190 |
| SURVEY BOOK<br>N/A          | SHEETS<br>88 of 161    |
| CONTRACT<br>R-41623         | PROJECT<br>1700190     |

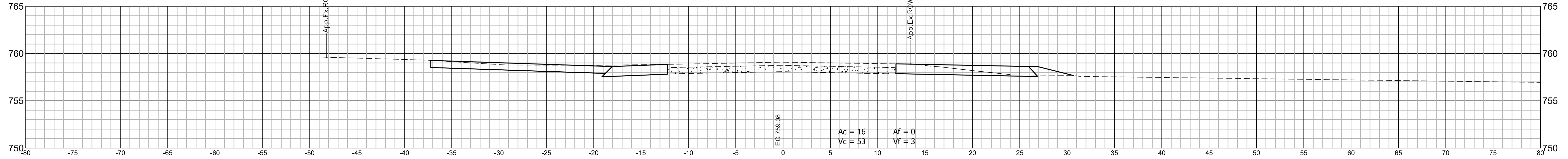
702+00 LINE "B"



701+50 LINE "B"



700+93 LINE "B"



Stage 2 Plans

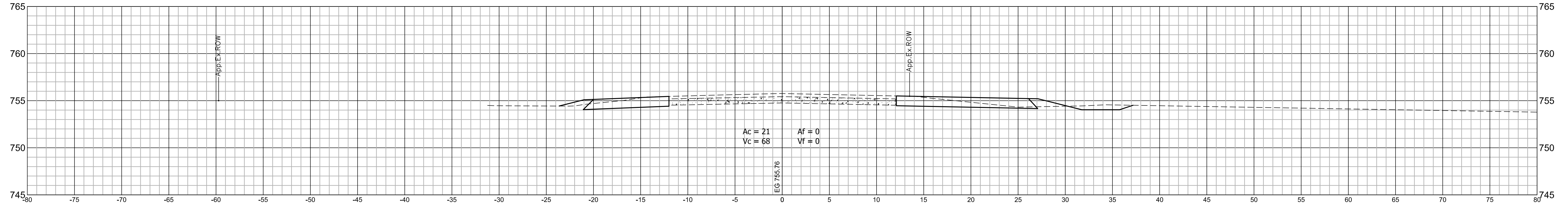
|                                |                 |
|--------------------------------|-----------------|
| RECOMMENDED FOR APPROVAL _____ |                 |
| DESIGNED: B.M.S./C.E.S.        | DRAWN: B.M.S.   |
| CHECKED: B.M.S./C.E.S.         | CHECKED: J.L.B. |

INDIANA DEPARTMENT OF TRANSPORTATION

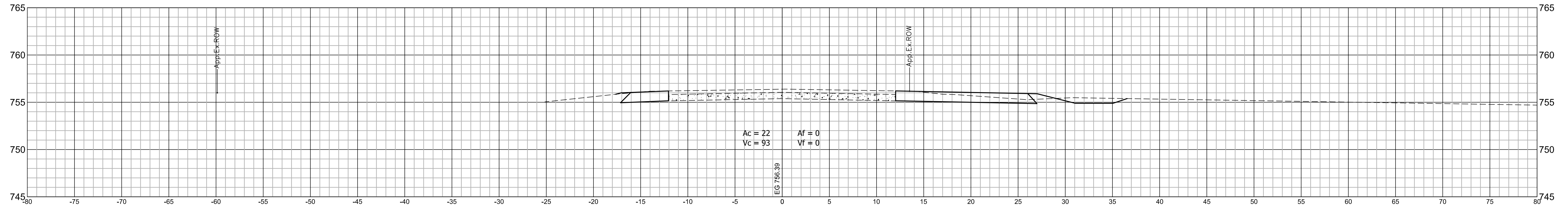
LOCATION 2 - U.S. 231 - LINE "B"  
CROSS SECTIONS

|                             |                        |
|-----------------------------|------------------------|
| HORIZONTAL SCALE<br>1" = 5' | BRIDGE FILE<br>N/A     |
| VERTICAL SCALE<br>1" = 5'   | DESIGNATION<br>1700190 |
| SURVEY BOOK<br>N/A          | SHEETS<br>89 of 161    |
| CONTRACT<br>R-41623         | PROJECT<br>1700190     |

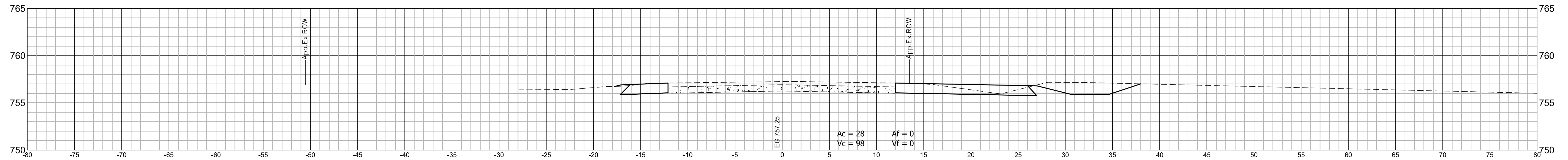
704+85 LINE "B"



704+00 LINE "B"



703+00 LINE "B"



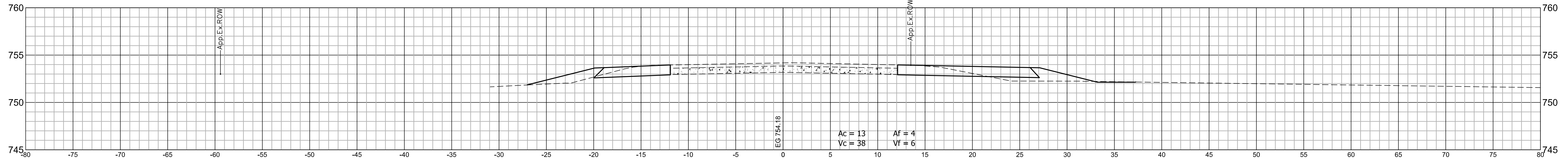
Stage 2 Plans

|                          |                 |                 |      |
|--------------------------|-----------------|-----------------|------|
| RECOMMENDED FOR APPROVAL |                 | DESIGN ENGINEER | DATE |
| DESIGNED: B.M.S./C.E.S.  | DRAWN: B.M.S.   |                 |      |
| CHECKED: B.M.S./C.E.S.   | CHECKED: J.L.B. |                 |      |

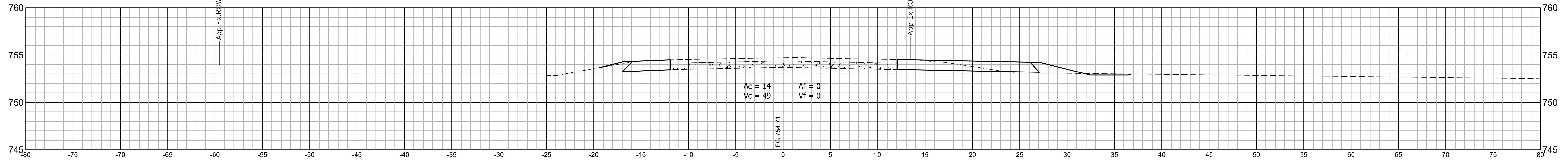
INDIANA DEPARTMENT OF TRANSPORTATION  
 LOCATION 2 - U.S. 231 - LINE "B"  
 CROSS SECTIONS

|                             |                        |
|-----------------------------|------------------------|
| HORIZONTAL SCALE<br>1" = 5' | BRIDGE FILE<br>N/A     |
| VERTICAL SCALE<br>1" = 5'   | DESIGNATION<br>1700190 |
| SURVEY BOOK<br>N/A          | SHEETS<br>90 of 161    |
| CONTRACT<br>R-41623         | PROJECT<br>1700190     |

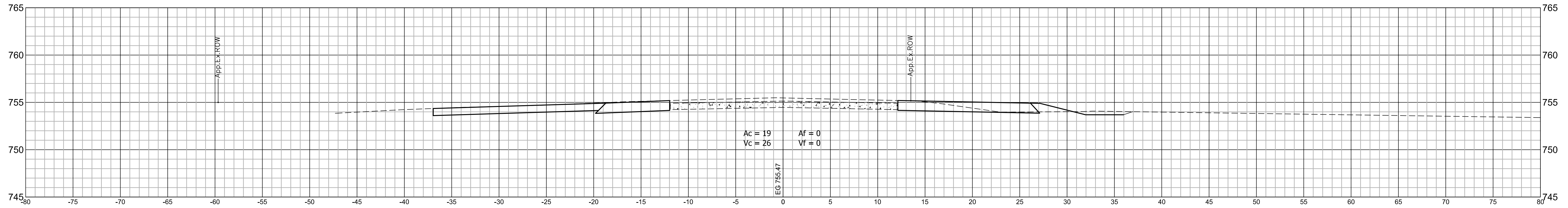
706+75 LINE "B"



706+00 LINE "B"



705+20 LINE "B"



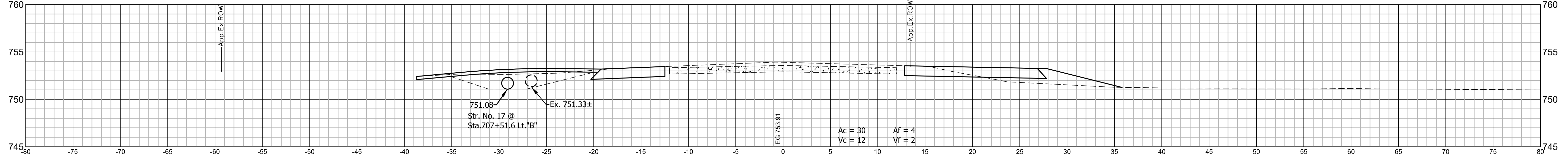
Stage 2 Plans

|                                |                 |
|--------------------------------|-----------------|
| RECOMMENDED FOR APPROVAL _____ |                 |
| DESIGNED: B.M.S./C.E.S.        | DRAWN: B.M.S.   |
| CHECKED: B.M.S./C.E.S.         | CHECKED: J.L.B. |

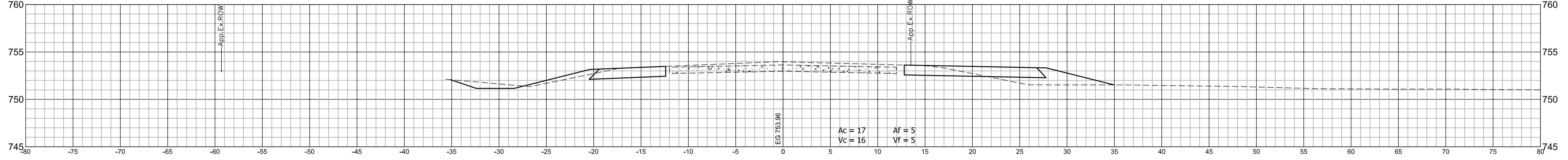
INDIANA DEPARTMENT OF TRANSPORTATION  
LOCATION 2 - U.S. 231 - LINE "B"  
CROSS SECTIONS

|                             |                        |
|-----------------------------|------------------------|
| HORIZONTAL SCALE<br>1" = 5' | BRIDGE FILE<br>N/A     |
| VERTICAL SCALE<br>1" = 5'   | DESIGNATION<br>1700190 |
| SURVEY BOOK<br>N/A          | SHEETS<br>91 of 161    |
| CONTRACT<br>R-41623         | PROJECT<br>1700190     |

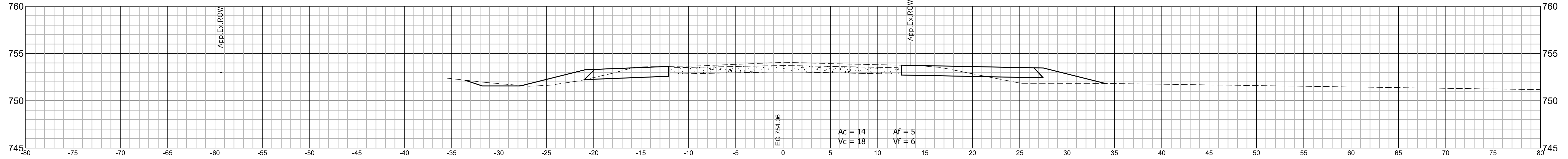
707+51 LINE "B"



707+37 LINE "B"



707+10 LINE "B"



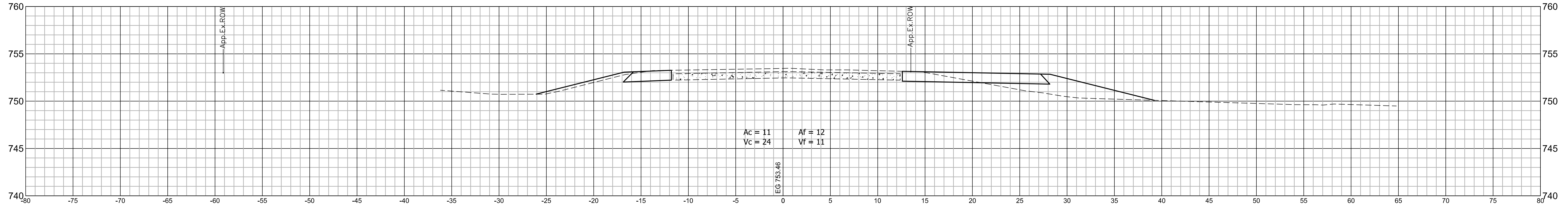
Stage 2 Plans

RECOMMENDED FOR APPROVAL \_\_\_\_\_  
 DESIGN ENGINEER DATE \_\_\_\_\_  
 DESIGNED: B.M.S./C.E.S. DRAWN: B.M.S.  
 CHECKED: B.M.S./C.E.S. CHECKED: J.L.B.

INDIANA DEPARTMENT OF TRANSPORTATION  
 LOCATION 2 - U.S. 231 - LINE "B"  
 CROSS SECTIONS

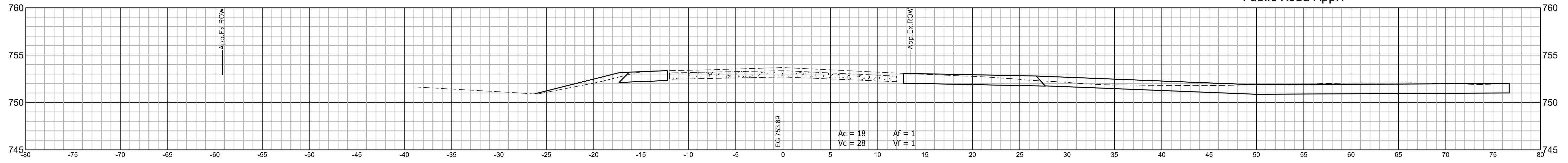
|                             |                        |
|-----------------------------|------------------------|
| HORIZONTAL SCALE<br>1" = 5' | BRIDGE FILE<br>N/A     |
| VERTICAL SCALE<br>1" = 5'   | DESIGNATION<br>1700190 |
| SURVEY BOOK<br>N/A          | SHEETS<br>92 of 161    |
| CONTRACT<br>R-41623         | PROJECT<br>1700190     |

708+50 LINE "B"

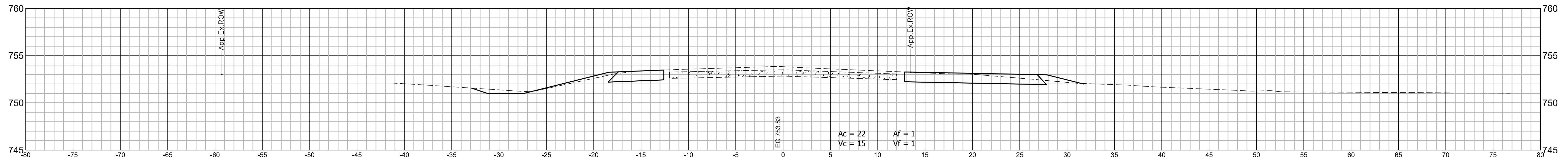


708+05 LINE "B"

Public Road Appr.



707+67 LINE "B"



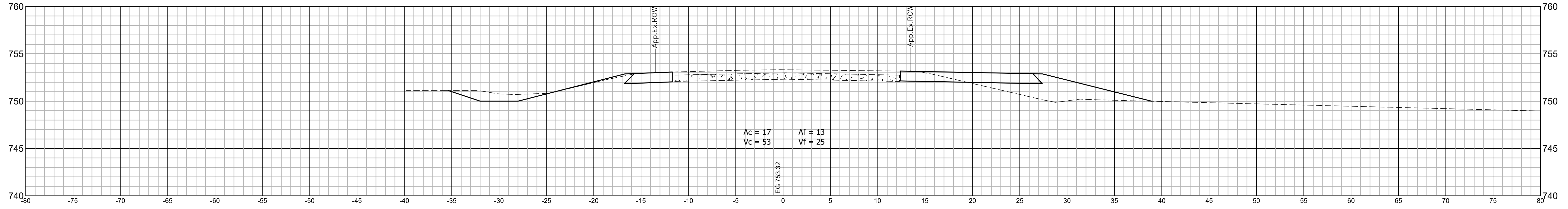
Stage 2 Plans

|                                |                 |
|--------------------------------|-----------------|
| RECOMMENDED FOR APPROVAL _____ |                 |
| DESIGNED: B.M.S./C.E.S.        | DRAWN: B.M.S.   |
| CHECKED: B.M.S./C.E.S.         | CHECKED: J.L.B. |

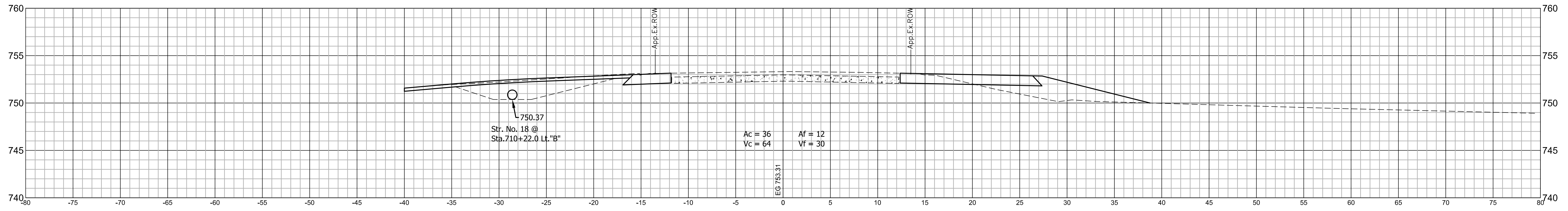
INDIANA DEPARTMENT OF TRANSPORTATION  
 LOCATION 2 - U.S. 231 - LINE "B"  
 CROSS SECTIONS

|                             |                        |
|-----------------------------|------------------------|
| HORIZONTAL SCALE<br>1" = 5' | BRIDGE FILE<br>N/A     |
| VERTICAL SCALE<br>1" = 5'   | DESIGNATION<br>1700190 |
| SURVEY BOOK<br>N/A          | SHEETS<br>93 of 161    |
| CONTRACT<br>R-41623         | PROJECT<br>1700190     |

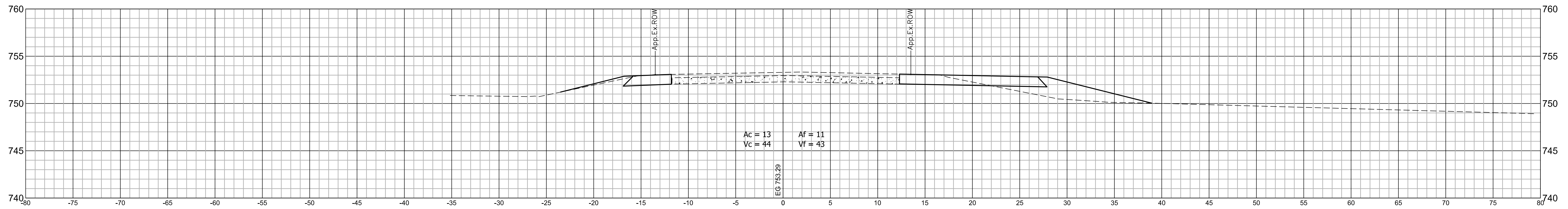
710+75 LINE "B"



710+21 LINE "B"



709+50 LINE "B"



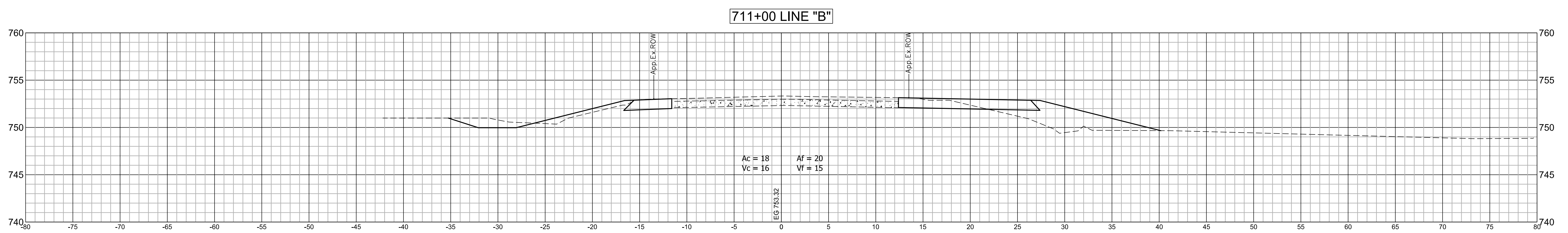
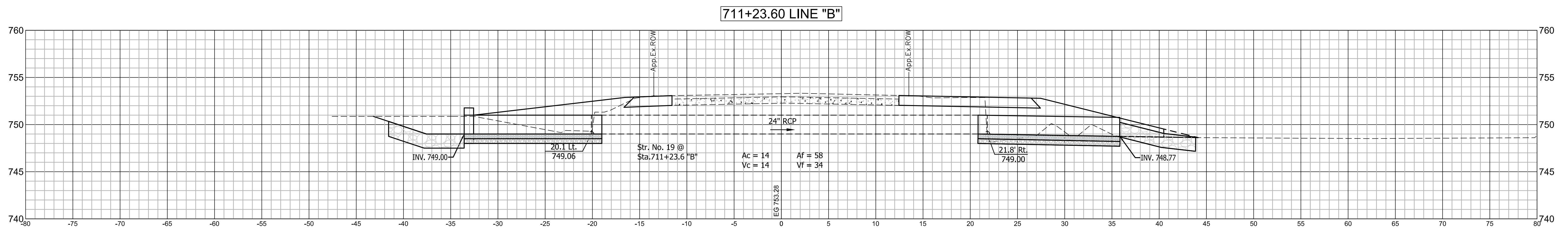
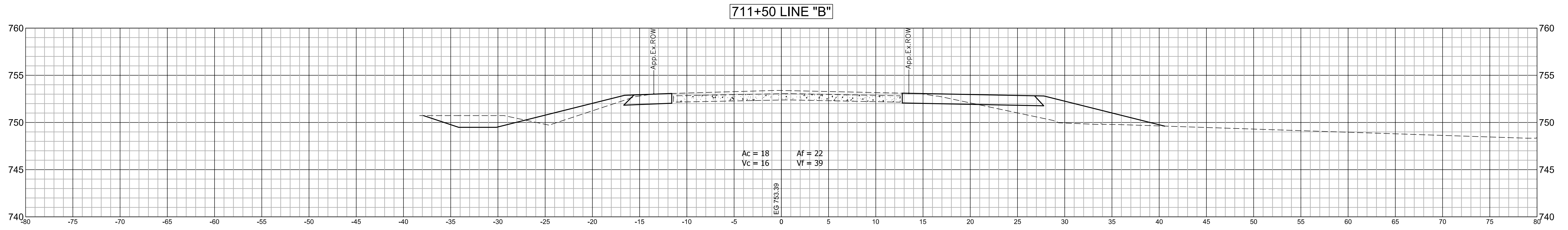
Stage 2 Plans

RECOMMENDED FOR APPROVAL \_\_\_\_\_  
 DESIGN ENGINEER DATE \_\_\_\_\_  
 DESIGNED: B.M.S./C.E.S. DRAWN: B.M.S.  
 CHECKED: B.M.S./C.E.S. CHECKED: J.L.B.

INDIANA DEPARTMENT OF TRANSPORTATION  
 LOCATION 2 - U.S. 231 - LINE "B"  
 CROSS SECTIONS

|                             |                        |
|-----------------------------|------------------------|
| HORIZONTAL SCALE<br>1" = 5' | BRIDGE FILE<br>N/A     |
| VERTICAL SCALE<br>1" = 5'   | DESIGNATION<br>1700190 |
| SURVEY BOOK<br>N/A          | SHEETS<br>94 of 161    |
| CONTRACT<br>R-41623         | PROJECT<br>1700190     |





**Stage 2 Plans**

|                                |                 |
|--------------------------------|-----------------|
| RECOMMENDED FOR APPROVAL _____ |                 |
| DESIGN ENGINEER                | DATE            |
| DESIGNED: B.M.S./C.E.S.        | DRAWN: B.M.S.   |
| CHECKED: B.M.S./C.E.S.         | CHECKED: J.L.B. |

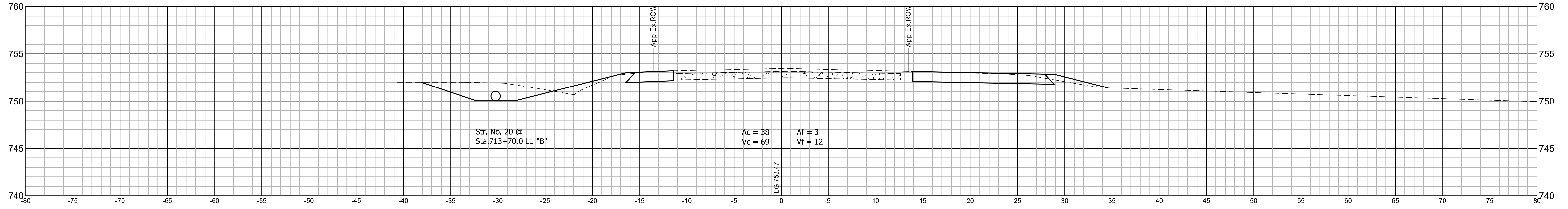
**INDIANA DEPARTMENT OF TRANSPORTATION**

**LOCATION 2 - U.S. 231 - LINE "B"**

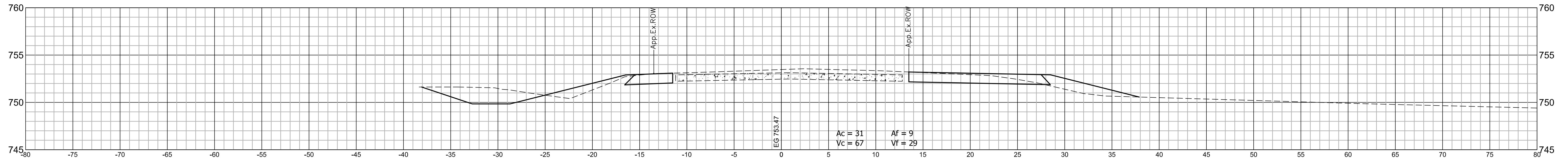
**CROSS SECTIONS**

|                             |                        |
|-----------------------------|------------------------|
| HORIZONTAL SCALE<br>1" = 5' | BRIDGE FILE<br>N/A     |
| VERTICAL SCALE<br>1" = 5'   | DESIGNATION<br>1700190 |
| SURVEY BOOK<br>N/A          | SHEETS<br>95 of 161    |
| CONTRACT<br>R-41623         | PROJECT<br>1700190     |

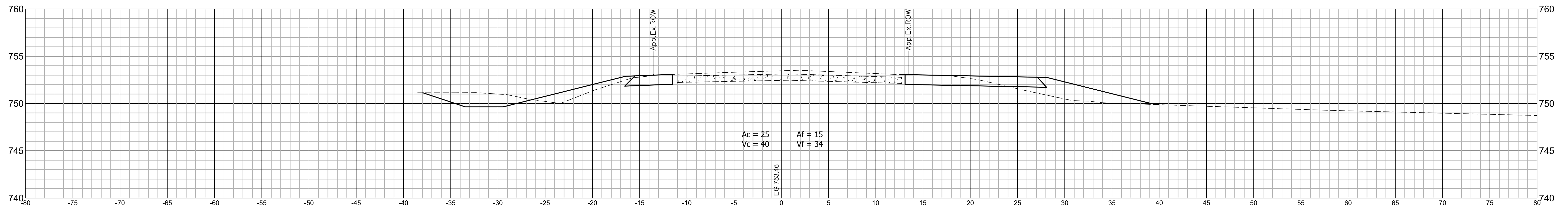
713+19 LINE "B"



712+65 LINE "B"



712+00 LINE "B"

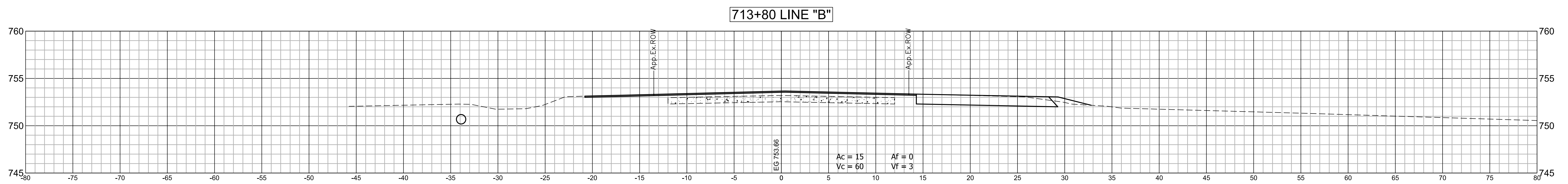
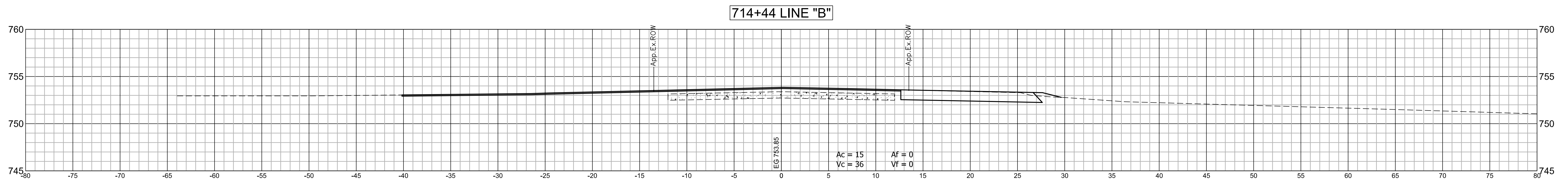
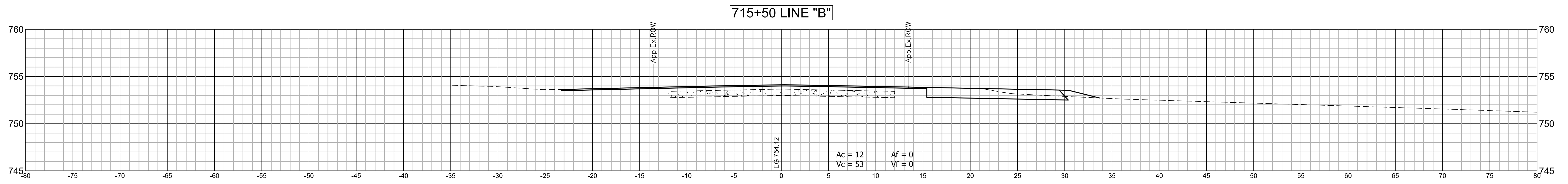


Stage 2 Plans

|                                |                 |
|--------------------------------|-----------------|
| RECOMMENDED FOR APPROVAL _____ |                 |
| DESIGNED: B.M.S./C.E.S.        | DRAWN: B.M.S.   |
| CHECKED: B.M.S./C.E.S.         | CHECKED: J.L.B. |

INDIANA DEPARTMENT OF TRANSPORTATION  
 LOCATION 2 - U.S. 231 - LINE "B"  
 CROSS SECTIONS

|                             |                        |
|-----------------------------|------------------------|
| HORIZONTAL SCALE<br>1" = 5' | BRIDGE FILE<br>N/A     |
| VERTICAL SCALE<br>1" = 5'   | DESIGNATION<br>1700190 |
| SURVEY BOOK<br>N/A          | SHEETS<br>96 of 161    |
| CONTRACT<br>R-41623         | PROJECT<br>1700190     |



**Stage 2 Plans**

RECOMMENDED FOR APPROVAL \_\_\_\_\_

DESIGN ENGINEER      DATE

---

DESIGNED: B.M.S./C.E.S.      DRAWN: B.M.S.

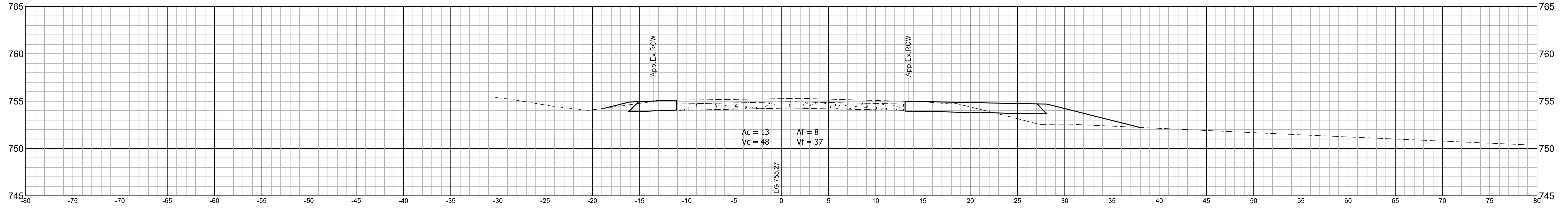
CHECKED: B.M.S./C.E.S.      CHECKED: J.L.B.

**INDIANA  
DEPARTMENT OF TRANSPORTATION**

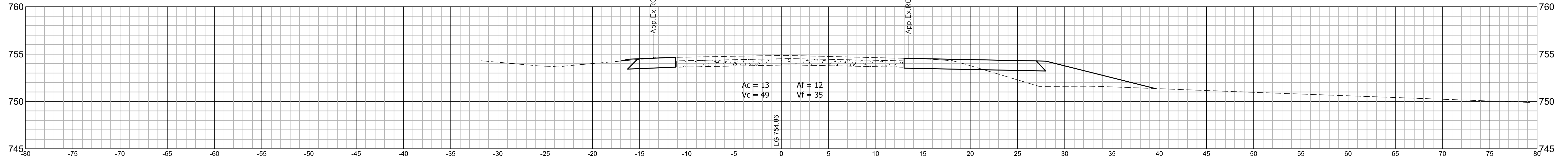
**LOCATION 2 - U.S. 231 - LINE "B"  
CROSS SECTIONS**

|                             |                        |
|-----------------------------|------------------------|
| HORIZONTAL SCALE<br>1" = 5' | BRIDGE FILE<br>N/A     |
| VERTICAL SCALE<br>1" = 5'   | DESIGNATION<br>1700190 |
| SURVEY BOOK<br>N/A          | SHEETS<br>97 of 161    |
| CONTRACT<br>R-41623         | PROJECT<br>1700190     |

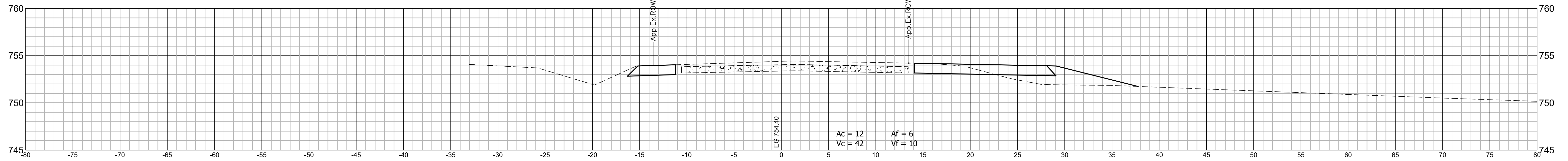
718+50 LINE "B"



717+50 LINE "B"



716+44 LINE "B"



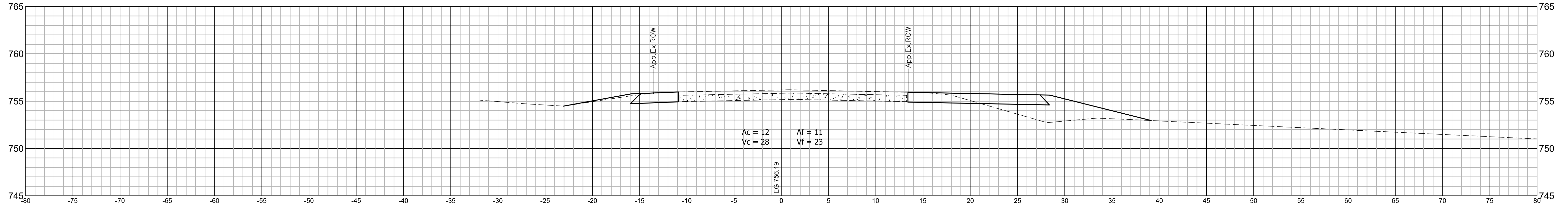
Stage 2 Plans

|                                |                 |
|--------------------------------|-----------------|
| RECOMMENDED FOR APPROVAL _____ |                 |
| DESIGNED: B.M.S./C.E.S.        | DRAWN: B.M.S.   |
| CHECKED: B.M.S./C.E.S.         | CHECKED: J.L.B. |

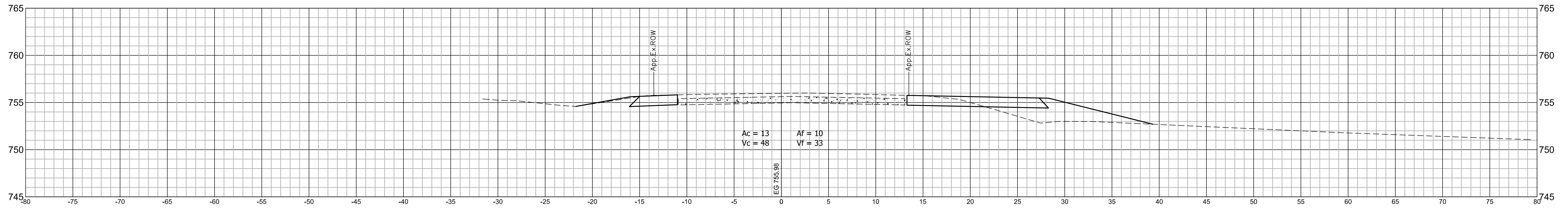
INDIANA DEPARTMENT OF TRANSPORTATION  
LOCATION 2 - U.S. 231 - LINE "B"  
CROSS SECTIONS

|                             |                        |
|-----------------------------|------------------------|
| HORIZONTAL SCALE<br>1" = 5' | BRIDGE FILE<br>N/A     |
| VERTICAL SCALE<br>1" = 5'   | DESIGNATION<br>1700190 |
| SURVEY BOOK<br>N/A          | SHEETS<br>98 of 161    |
| CONTRACT<br>R-41623         | PROJECT<br>1700190     |

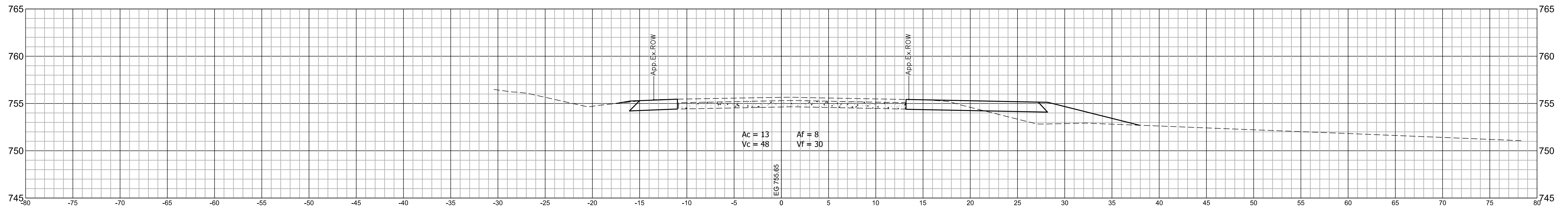
721+10 LINE "B"



720+50 LINE "B"



719+50 LINE "B"



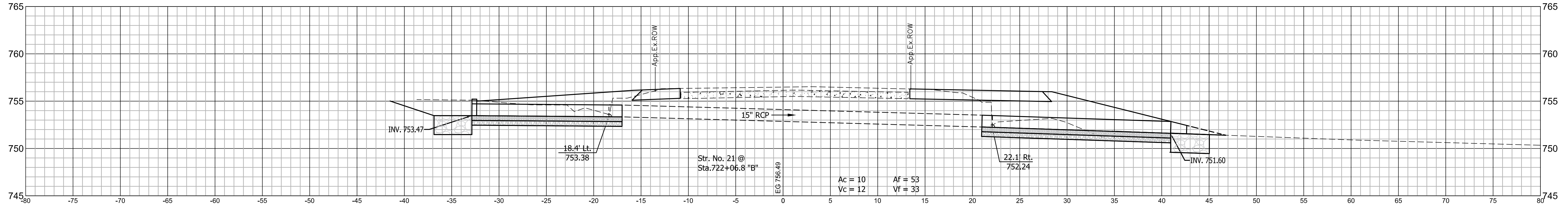
Stage 2 Plans

|                                |                 |
|--------------------------------|-----------------|
| RECOMMENDED FOR APPROVAL _____ |                 |
| DESIGNED: B.M.S./C.E.S.        | DRAWN: B.M.S.   |
| CHECKED: B.M.S./C.E.S.         | CHECKED: J.L.B. |

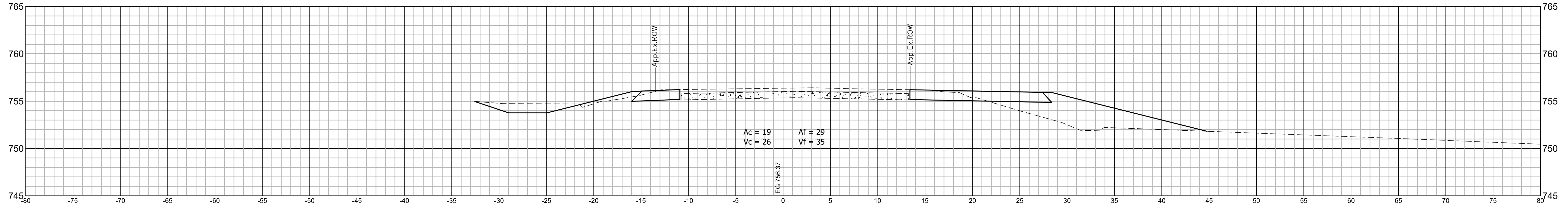
INDIANA DEPARTMENT OF TRANSPORTATION  
 LOCATION 2 - U.S. 231 - LINE "B"  
 CROSS SECTIONS

|                             |                        |
|-----------------------------|------------------------|
| HORIZONTAL SCALE<br>1" = 5' | BRIDGE FILE<br>N/A     |
| VERTICAL SCALE<br>1" = 5'   | DESIGNATION<br>1700190 |
| SURVEY BOOK<br>N/A          | SHEETS<br>99 of 161    |
| CONTRACT<br>R-41623         | PROJECT<br>1700190     |

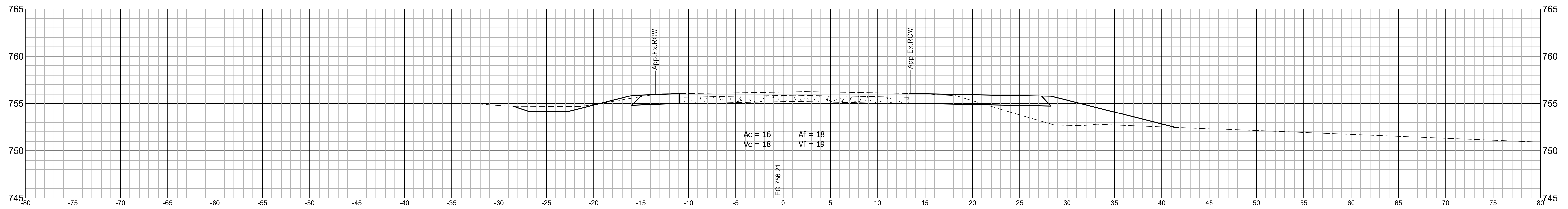
722+06.80 LINE "B"



721+85 LINE "B"



721+45 LINE "B"



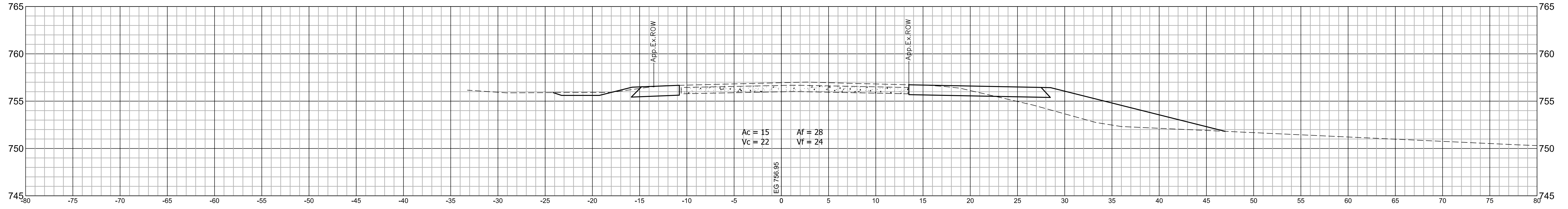
Stage 2 Plans

|                          |                 |                 |      |
|--------------------------|-----------------|-----------------|------|
| RECOMMENDED FOR APPROVAL |                 | DESIGN ENGINEER | DATE |
| DESIGNED: B.M.S./C.E.S.  | DRAWN: B.M.S.   |                 |      |
| CHECKED: B.M.S./C.E.S.   | CHECKED: J.L.B. |                 |      |

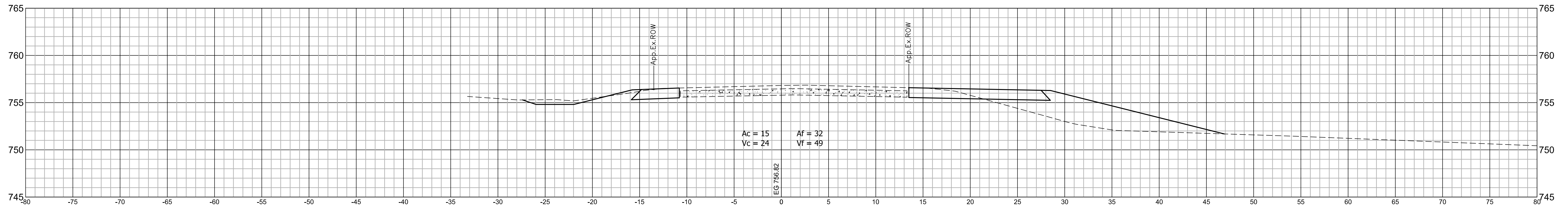
INDIANA DEPARTMENT OF TRANSPORTATION  
LOCATION 2 - U.S. 231 - LINE "B"  
CROSS SECTIONS

|                             |                        |
|-----------------------------|------------------------|
| HORIZONTAL SCALE<br>1" = 5' | BRIDGE FILE<br>N/A     |
| VERTICAL SCALE<br>1" = 5'   | DESIGNATION<br>1700190 |
| SURVEY BOOK<br>N/A          | SHEETS<br>100 of 161   |
| CONTRACT<br>R-41623         | PROJECT<br>1700190     |

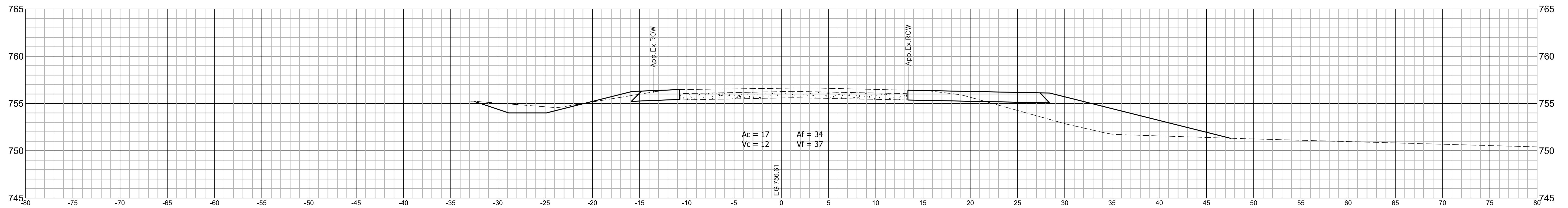
723+10 LINE "B"



722+70 LINE "B"



722+30 LINE "B"



Stage 2 Plans

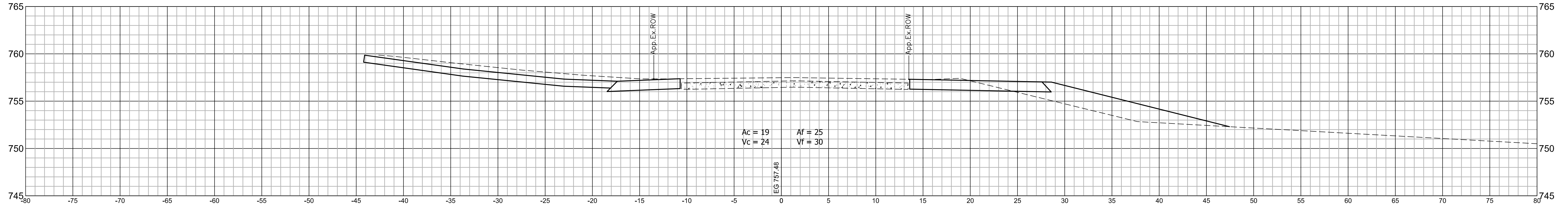
|                          |                 |
|--------------------------|-----------------|
| RECOMMENDED FOR APPROVAL |                 |
| DESIGNED: B.M.S./C.E.S.  | DRAWN: B.M.S.   |
| CHECKED: B.M.S./C.E.S.   | CHECKED: J.L.B. |

INDIANA DEPARTMENT OF TRANSPORTATION

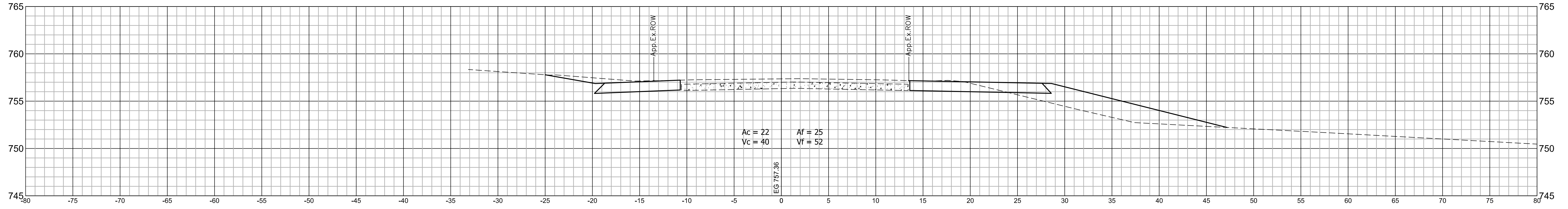
LOCATION 2 - U.S. 231 - LINE "B"  
CROSS SECTIONS

|                             |                        |
|-----------------------------|------------------------|
| HORIZONTAL SCALE<br>1" = 5' | BRIDGE FILE<br>N/A     |
| VERTICAL SCALE<br>1" = 5'   | DESIGNATION<br>1700190 |
| SURVEY BOOK<br>N/A          | SHEETS<br>101 of 161   |
| CONTRACT<br>R-41623         | PROJECT<br>1700190     |

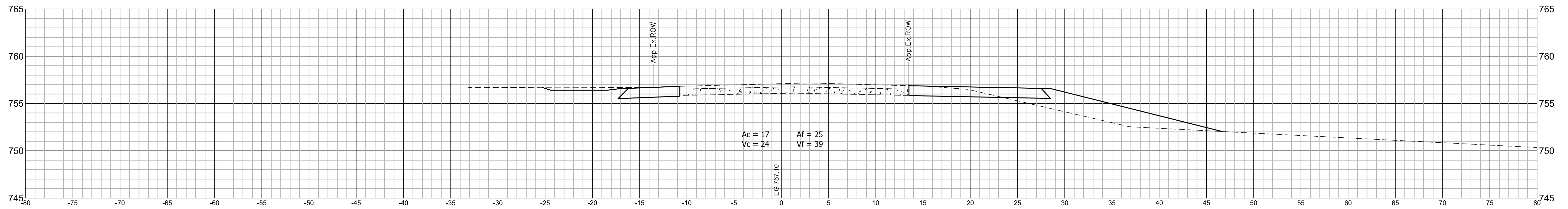
724+38 LINE "B"



724+06 LINE "B"



723+50 LINE "B"



Stage 2 Plans

|                          |                 |                 |      |
|--------------------------|-----------------|-----------------|------|
| RECOMMENDED FOR APPROVAL |                 | DESIGN ENGINEER | DATE |
| DESIGNED: B.M.S./C.E.S.  | DRAWN: B.M.S.   |                 |      |
| CHECKED: B.M.S./C.E.S.   | CHECKED: J.L.B. |                 |      |

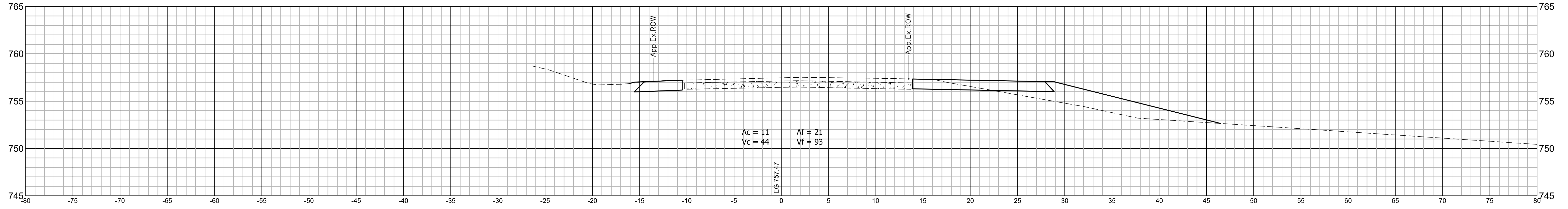
INDIANA DEPARTMENT OF TRANSPORTATION

LOCATION 2 - U.S. 231 - LINE "B"  
CROSS SECTIONS

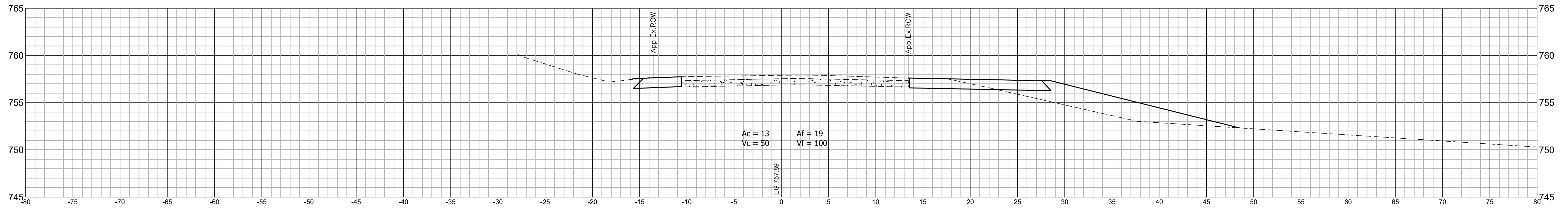
|                  |             |
|------------------|-------------|
| HORIZONTAL SCALE | BRIDGE FILE |
| 1" = 5'          | N/A         |
| VERTICAL SCALE   | DESIGNATION |
| 1" = 5'          | 1700190     |
| SURVEY BOOK      | SHEETS      |
| N/A              | 102 of 161  |
| CONTRACT         | PROJECT     |
| R-41623          | 1700190     |



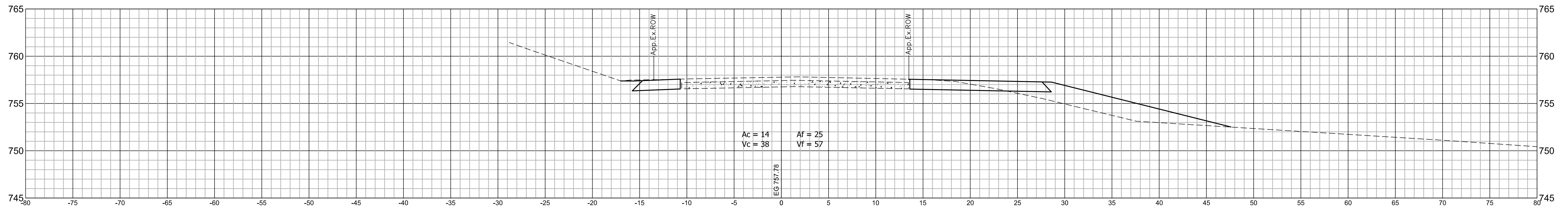
727+00 LINE "B"



726+00 LINE "B"



725+00 LINE "B"



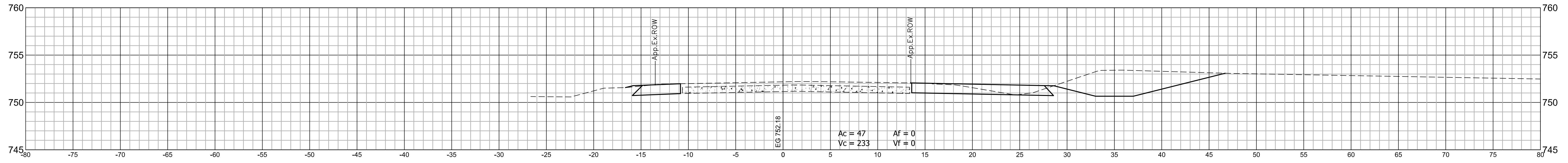
Stage 2 Plans

|                                |                 |
|--------------------------------|-----------------|
| RECOMMENDED FOR APPROVAL _____ |                 |
| DESIGNED: B.M.S./C.E.S.        | DRAWN: B.M.S.   |
| CHECKED: B.M.S./C.E.S.         | CHECKED: J.L.B. |

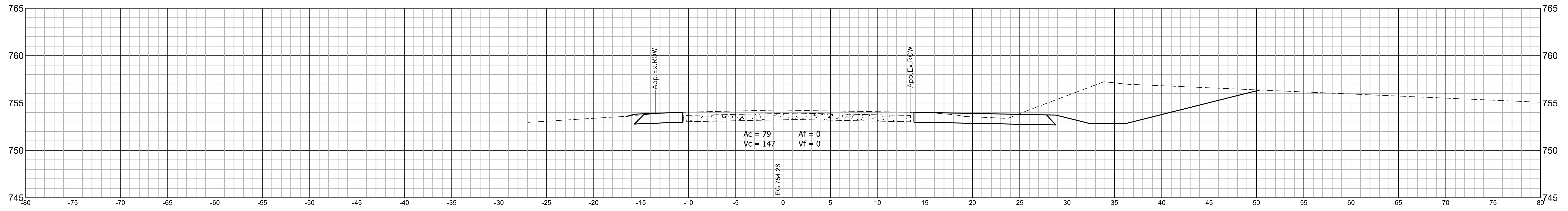
INDIANA DEPARTMENT OF TRANSPORTATION  
 LOCATION 2 - U.S. 231 - LINE "B"  
 CROSS SECTIONS

|                             |                        |
|-----------------------------|------------------------|
| HORIZONTAL SCALE<br>1" = 5' | BRIDGE FILE<br>N/A     |
| VERTICAL SCALE<br>1" = 5'   | DESIGNATION<br>1700190 |
| SURVEY BOOK<br>N/A          | SHEETS<br>103 of 161   |
| CONTRACT<br>R-41623         | PROJECT<br>1700190     |

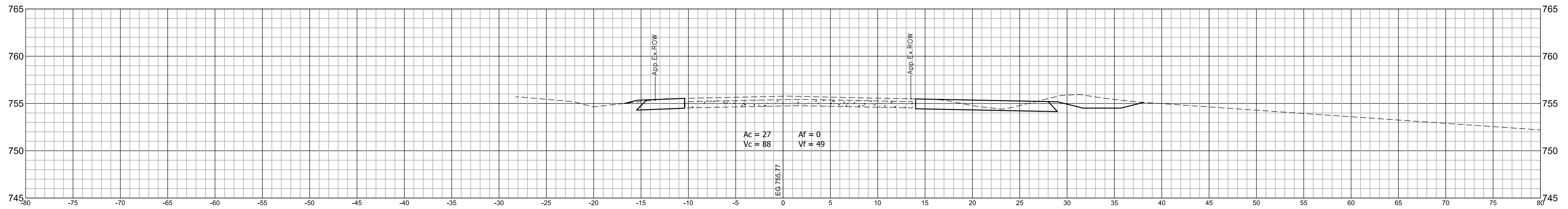
730+00 LINE "B"



729+00 LINE "B"



728+25 LINE "B"



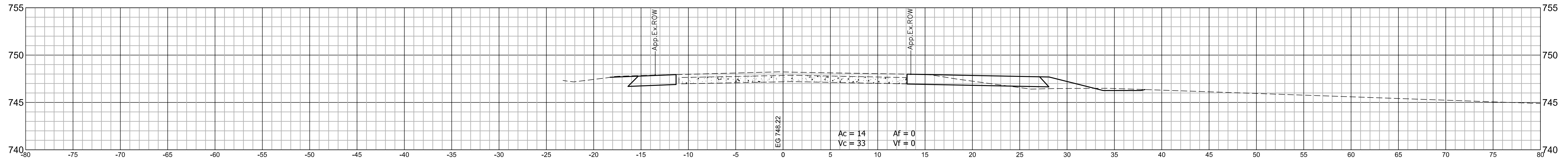
Stage 2 Plans

|                          |                 |
|--------------------------|-----------------|
| RECOMMENDED FOR APPROVAL |                 |
| DESIGNED: B.M.S./C.E.S.  | DRAWN: B.M.S.   |
| CHECKED: B.M.S./C.E.S.   | CHECKED: J.L.B. |

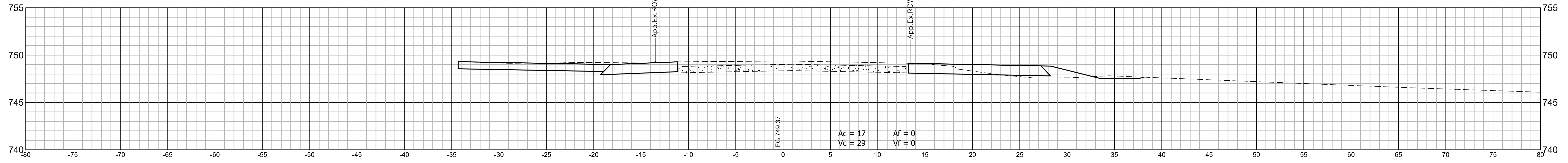
INDIANA DEPARTMENT OF TRANSPORTATION  
LOCATION 2 - U.S. 231 - LINE "B"  
CROSS SECTIONS

|                             |                        |
|-----------------------------|------------------------|
| HORIZONTAL SCALE<br>1" = 5' | BRIDGE FILE<br>N/A     |
| VERTICAL SCALE<br>1" = 5'   | DESIGNATION<br>1700190 |
| SURVEY BOOK<br>N/A          | SHEETS<br>104 of 161   |
| CONTRACT<br>R-41623         | PROJECT<br>1700190     |

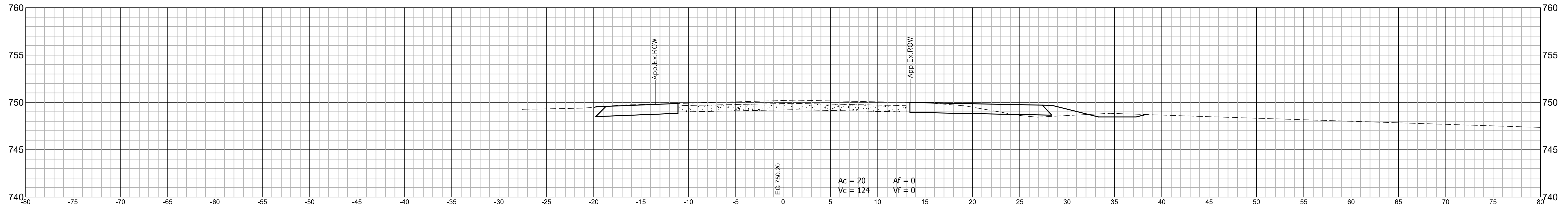
732+00 LINE "B"



731+43 LINE "B"



731+00 LINE "B"

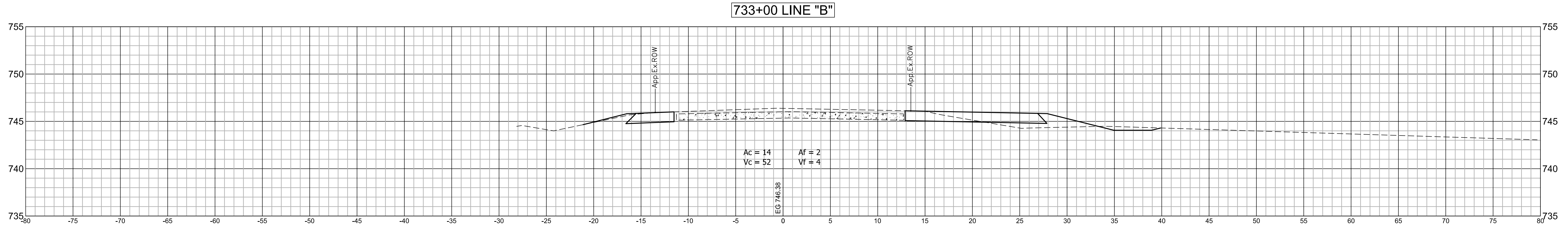
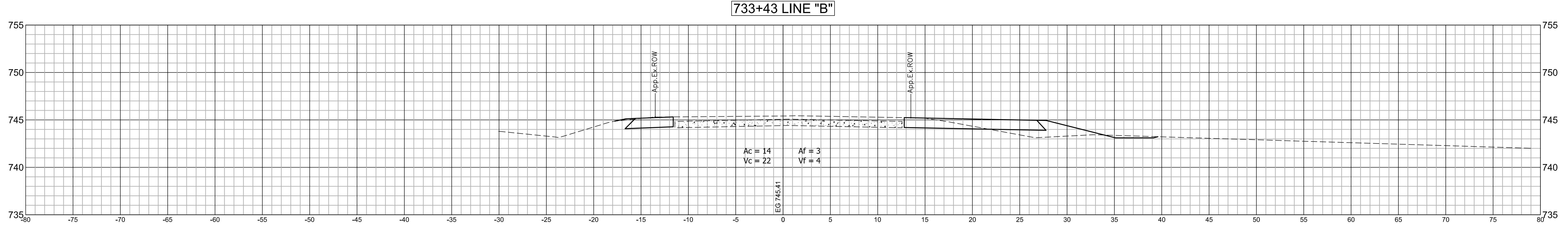
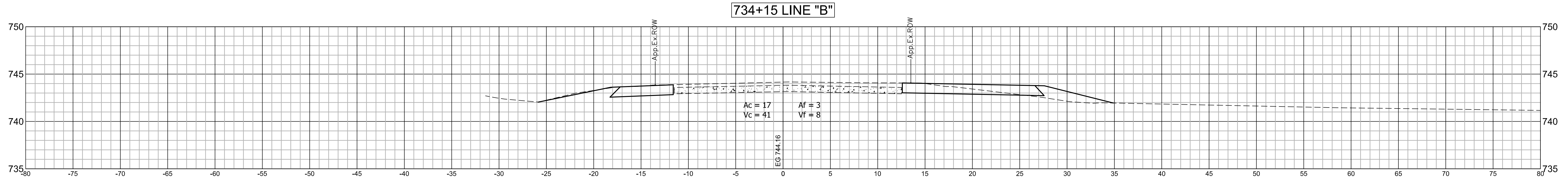


Stage 2 Plans

RECOMMENDED FOR APPROVAL \_\_\_\_\_  
 DESIGN ENGINEER DATE \_\_\_\_\_  
 DESIGNED: B.M.S./C.E.S. DRAWN: B.M.S.  
 CHECKED: B.M.S./C.E.S. CHECKED: J.L.B.

INDIANA DEPARTMENT OF TRANSPORTATION  
 LOCATION 2 - U.S. 231 - LINE "B"  
 CROSS SECTIONS

|                             |                        |
|-----------------------------|------------------------|
| HORIZONTAL SCALE<br>1" = 5' | BRIDGE FILE<br>N/A     |
| VERTICAL SCALE<br>1" = 5'   | DESIGNATION<br>1700190 |
| SURVEY BOOK<br>N/A          | SHEETS<br>105 of 161   |
| CONTRACT<br>R-41623         | PROJECT<br>1700190     |



**Stage 2 Plans**

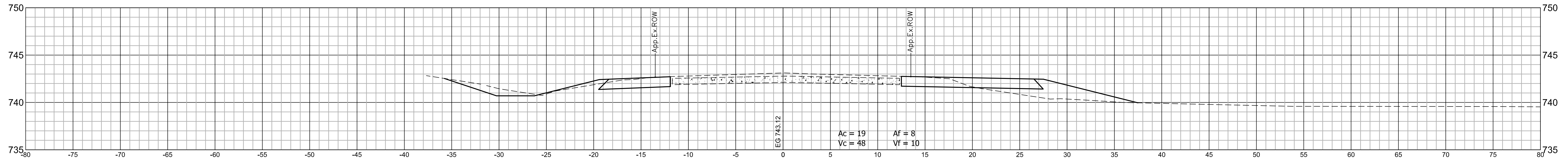
|                                |                 |
|--------------------------------|-----------------|
| RECOMMENDED FOR APPROVAL _____ |                 |
| DESIGNED: B.M.S./C.E.S.        | DRAWN: B.M.S.   |
| CHECKED: B.M.S./C.E.S.         | CHECKED: J.L.B. |

INDIANA  
DEPARTMENT OF TRANSPORTATION

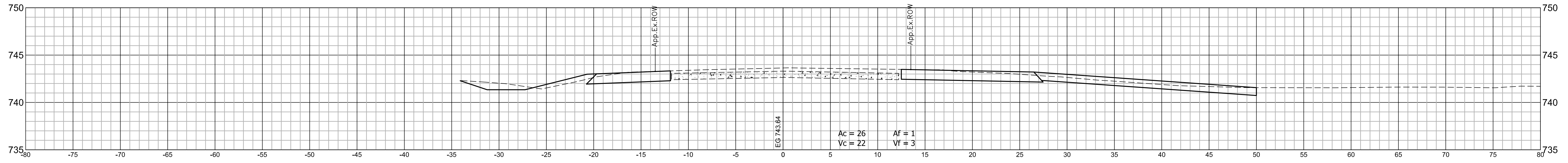
**LOCATION 2 - U.S. 231 - LINE "B"**  
**CROSS SECTIONS**

|                             |                        |
|-----------------------------|------------------------|
| HORIZONTAL SCALE<br>1" = 5' | BRIDGE FILE<br>N/A     |
| VERTICAL SCALE<br>1" = 5'   | DESIGNATION<br>1700190 |
| SURVEY BOOK<br>N/A          | SHEETS<br>106 of 161   |
| CONTRACT<br>R-41623         | PROJECT<br>1700190     |

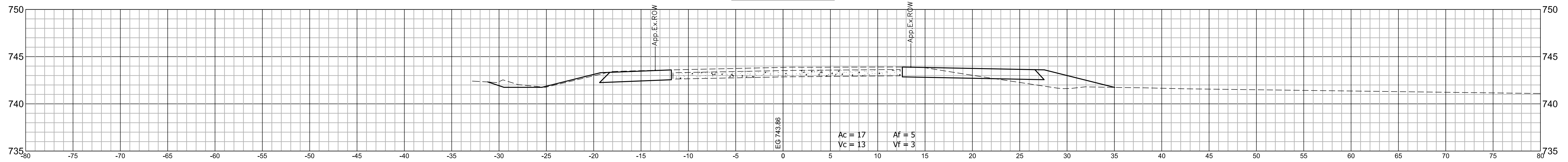
735+20 LINE "B"



734+62 LINE "B"



734+35 LINE "B"



Stage 2 Plans

RECOMMENDED FOR APPROVAL \_\_\_\_\_  
DESIGN ENGINEER \_\_\_\_\_ DATE \_\_\_\_\_

DESIGNED: B.M.S./C.E.S. DRAWN: B.M.S.

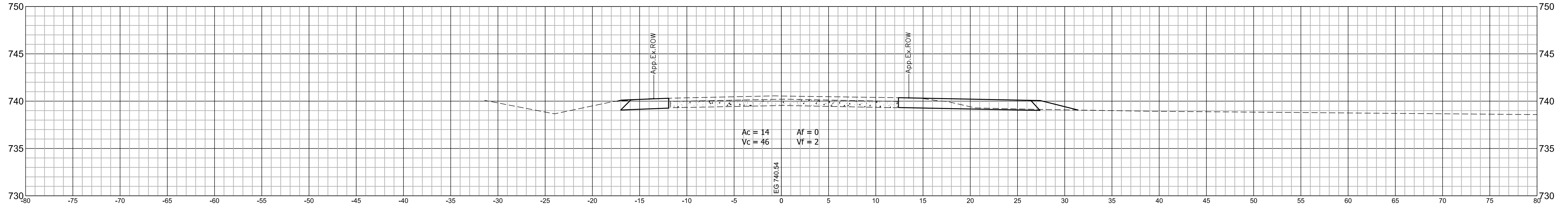
CHECKED: B.M.S./C.E.S. CHECKED: J.L.B.

INDIANA DEPARTMENT OF TRANSPORTATION

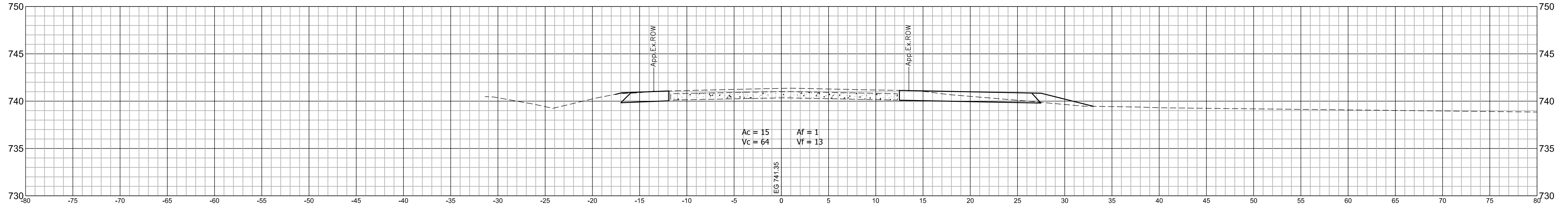
LOCATION 2 - U.S. 231 - LINE "B"  
CROSS SECTIONS

|                             |                        |
|-----------------------------|------------------------|
| HORIZONTAL SCALE<br>1" = 5' | BRIDGE FILE<br>N/A     |
| VERTICAL SCALE<br>1" = 5'   | DESIGNATION<br>1700190 |
| SURVEY BOOK<br>N/A          | SHEETS<br>107 of 161   |
| CONTRACT<br>R-41623         | PROJECT<br>1700190     |

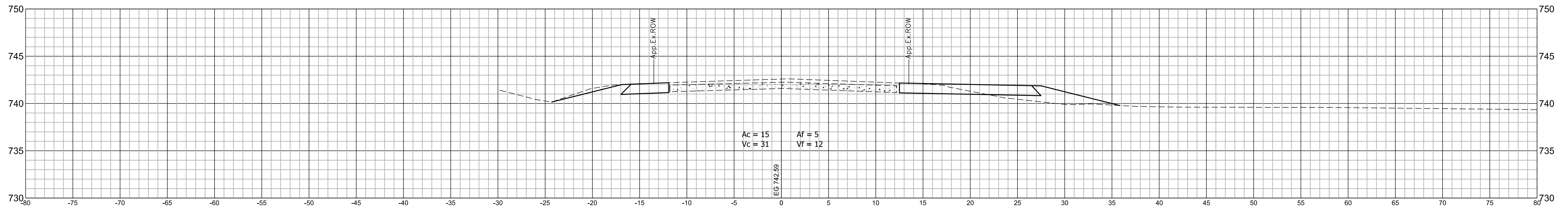
737+70 LINE "B"



736+85 LINE "B"



735+70 LINE "B"

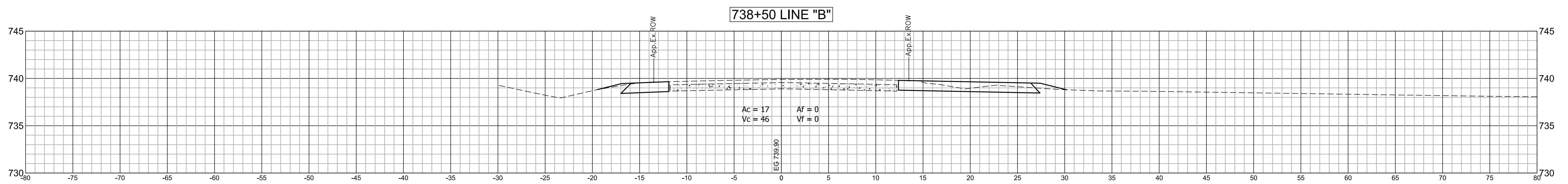
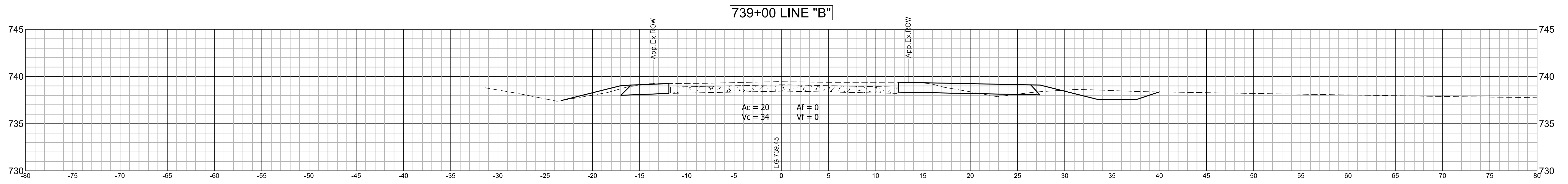
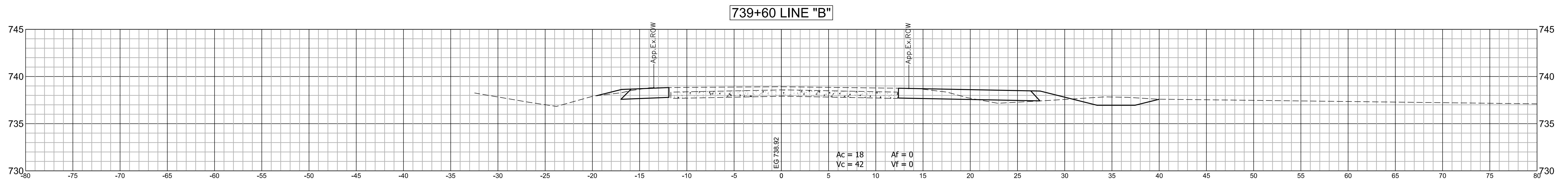


Stage 2 Plans

|                                |                 |
|--------------------------------|-----------------|
| RECOMMENDED FOR APPROVAL _____ |                 |
| DESIGNED: B.M.S./C.E.S.        | DRAWN: B.M.S.   |
| CHECKED: B.M.S./C.E.S.         | CHECKED: J.L.B. |

INDIANA DEPARTMENT OF TRANSPORTATION  
LOCATION 2 - U.S. 231 - LINE "B"  
CROSS SECTIONS

|                             |                        |
|-----------------------------|------------------------|
| HORIZONTAL SCALE<br>1" = 5' | BRIDGE FILE<br>N/A     |
| VERTICAL SCALE<br>1" = 5'   | DESIGNATION<br>1700190 |
| SURVEY BOOK<br>N/A          | SHEETS<br>108 of 161   |
| CONTRACT<br>R-41623         | PROJECT<br>1700190     |



**Stage 2 Plans**

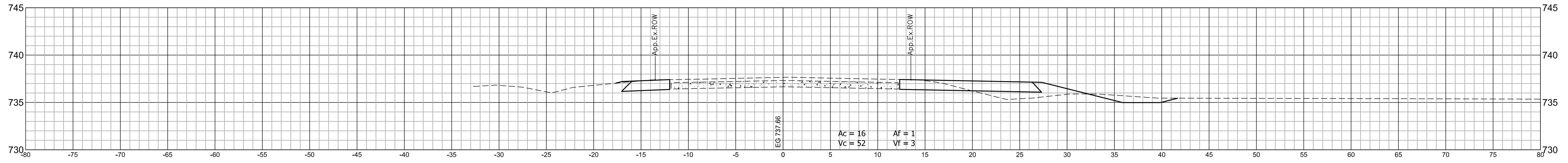
|                                |                 |
|--------------------------------|-----------------|
| RECOMMENDED FOR APPROVAL _____ |                 |
| DESIGN ENGINEER                | DATE            |
| DESIGNED: B.M.S./C.E.S.        | DRAWN: B.M.S.   |
| CHECKED: B.M.S./C.E.S.         | CHECKED: J.L.B. |

**INDIANA  
DEPARTMENT OF TRANSPORTATION**

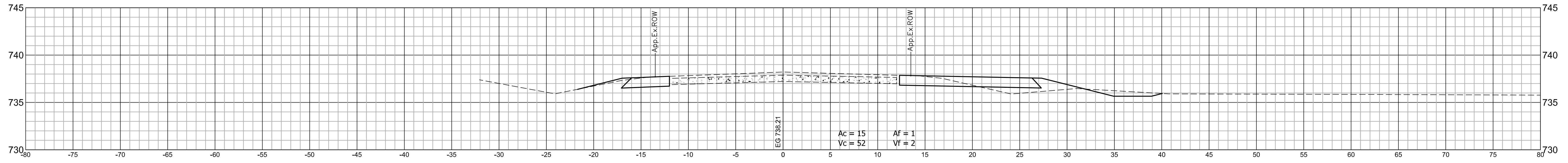
**LOCATION 2 - U.S. 231 - LINE "B"  
CROSS SECTIONS**

|                             |                        |
|-----------------------------|------------------------|
| HORIZONTAL SCALE<br>1" = 5' | BRIDGE FILE<br>N/A     |
| VERTICAL SCALE<br>1" = 5'   | DESIGNATION<br>1700190 |
| SURVEY BOOK<br>N/A          | SHEETS<br>109 of 161   |
| CONTRACT<br>R-41623         | PROJECT<br>1700190     |

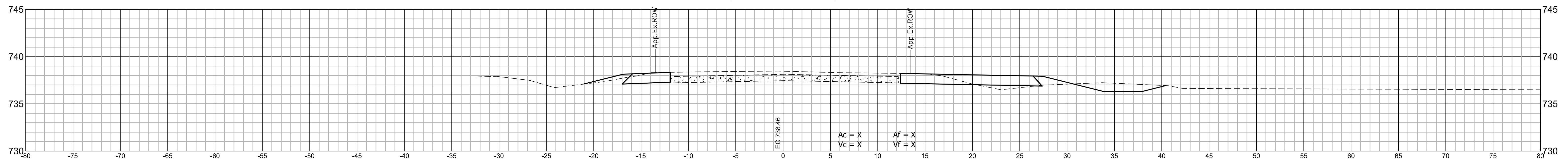
742+00 LINE "B"



741+10 LINE "B"



740+25 LINE "B"



Stage 2 Plans

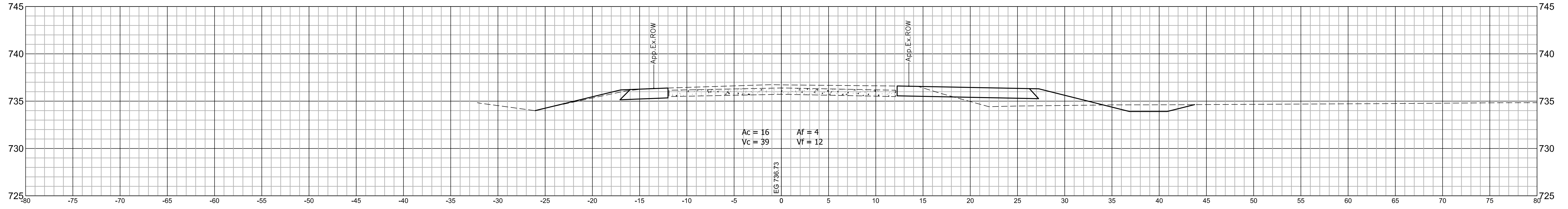
RECOMMENDED FOR APPROVAL \_\_\_\_\_  
 DESIGN ENGINEER DATE \_\_\_\_\_  
 DESIGNED: B.M.S./C.E.S. DRAWN: B.M.S.  
 CHECKED: B.M.S./C.E.S. CHECKED: J.L.B.

INDIANA DEPARTMENT OF TRANSPORTATION  
 LOCATION 2 - U.S. 231 - LINE "B"  
 CROSS SECTIONS

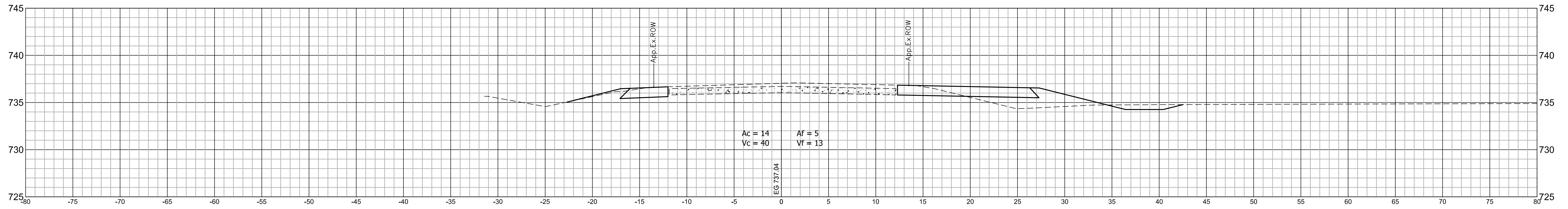
|                             |                        |
|-----------------------------|------------------------|
| HORIZONTAL SCALE<br>1" = 5' | BRIDGE FILE<br>N/A     |
| VERTICAL SCALE<br>1" = 5'   | DESIGNATION<br>1700190 |
| SURVEY BOOK<br>N/A          | SHEETS<br>110 of 161   |
| CONTRACT<br>R-41623         | PROJECT<br>1700190     |



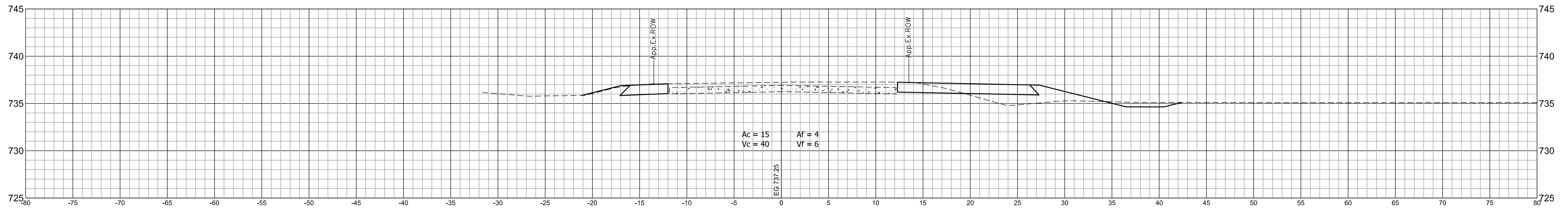
744+15 LINE "B"



743+45 LINE "B"



742+70 LINE "B"



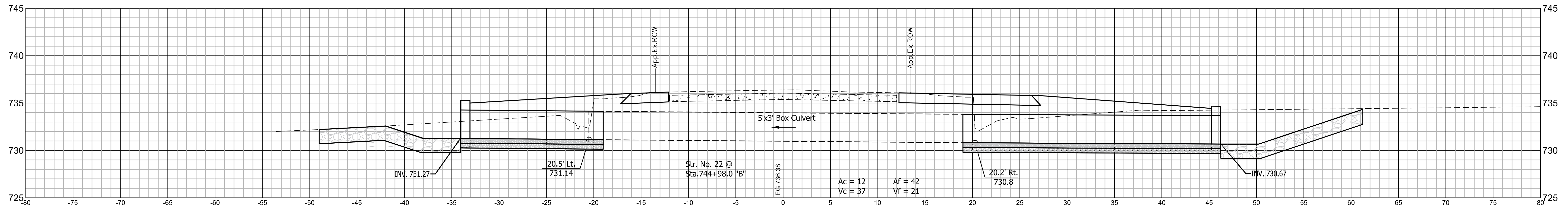
Stage 2 Plans

|                                |                 |
|--------------------------------|-----------------|
| RECOMMENDED FOR APPROVAL _____ |                 |
| DESIGNED: B.M.S./C.E.S.        | DRAWN: B.M.S.   |
| CHECKED: B.M.S./C.E.S.         | CHECKED: J.L.B. |

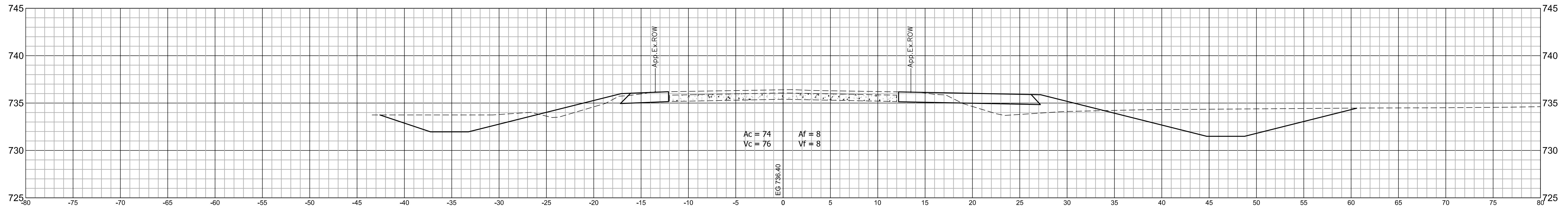
INDIANA DEPARTMENT OF TRANSPORTATION  
LOCATION 2 - U.S. 231 - LINE "B"  
CROSS SECTIONS

|                             |                        |
|-----------------------------|------------------------|
| HORIZONTAL SCALE<br>1" = 5' | BRIDGE FILE<br>N/A     |
| VERTICAL SCALE<br>1" = 5'   | DESIGNATION<br>1700190 |
| SURVEY BOOK<br>N/A          | SHEETS<br>111 of 161   |
| CONTRACT<br>R-41623         | PROJECT<br>1700190     |

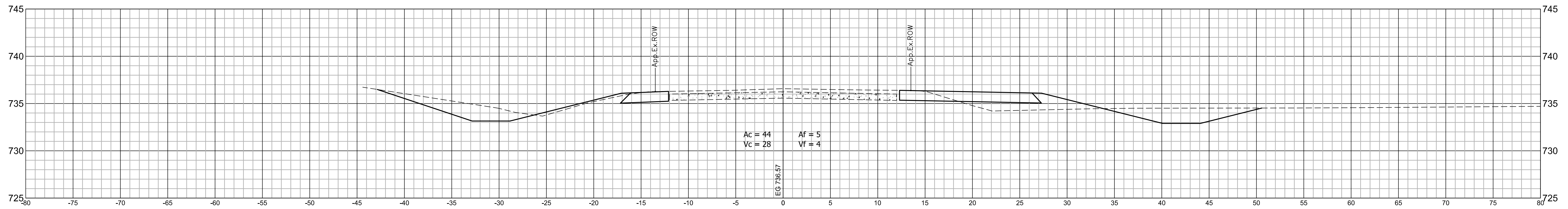
744+98 LINE "B"



744+75 LINE "B"



744+40 LINE "B"



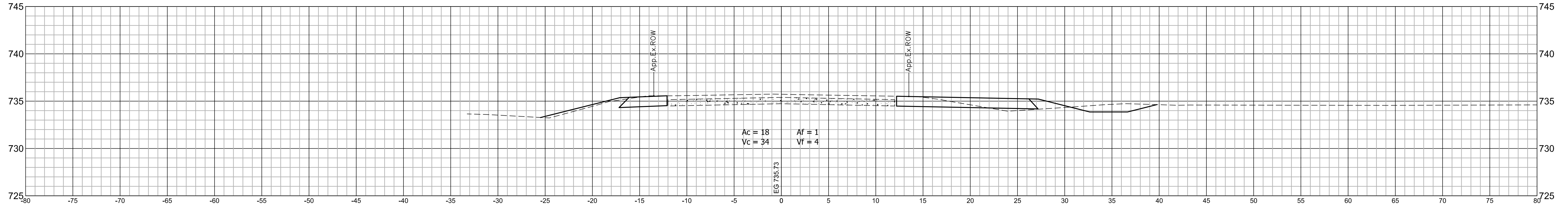
Stage 2 Plans

|                          |                 |                 |      |
|--------------------------|-----------------|-----------------|------|
| RECOMMENDED FOR APPROVAL |                 | DESIGN ENGINEER | DATE |
| DESIGNED: B.M.S./C.E.S.  | DRAWN: B.M.S.   |                 |      |
| CHECKED: B.M.S./C.E.S.   | CHECKED: J.L.B. |                 |      |

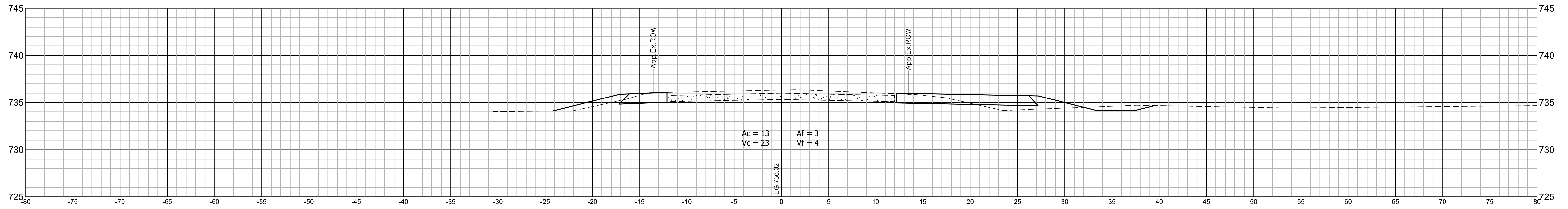
INDIANA DEPARTMENT OF TRANSPORTATION  
 LOCATION 2 - U.S. 231 - LINE "B"  
 CROSS SECTIONS

|                  |             |
|------------------|-------------|
| HORIZONTAL SCALE | BRIDGE FILE |
| 1" = 5'          | N/A         |
| VERTICAL SCALE   | DESIGNATION |
| 1" = 5'          | 1700190     |
| SURVEY BOOK      | SHEETS      |
| N/A              | 112 of 161  |
| CONTRACT         | PROJECT     |
| R-41623          | 1700190     |

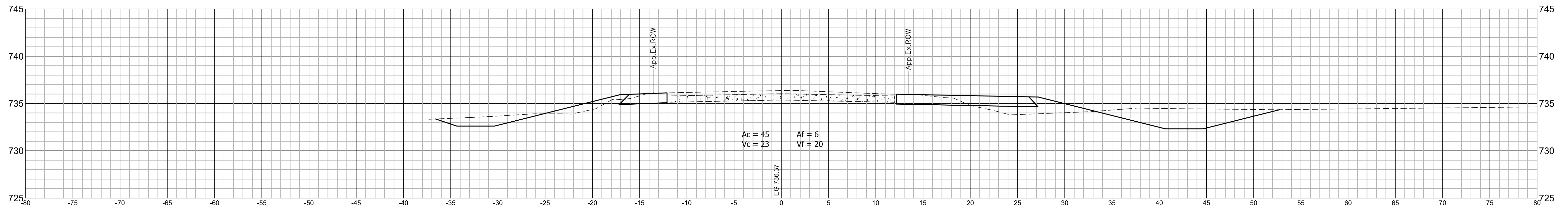
746+00 LINE "B"



745+41.60 LINE "B"



745+20 LINE "B"

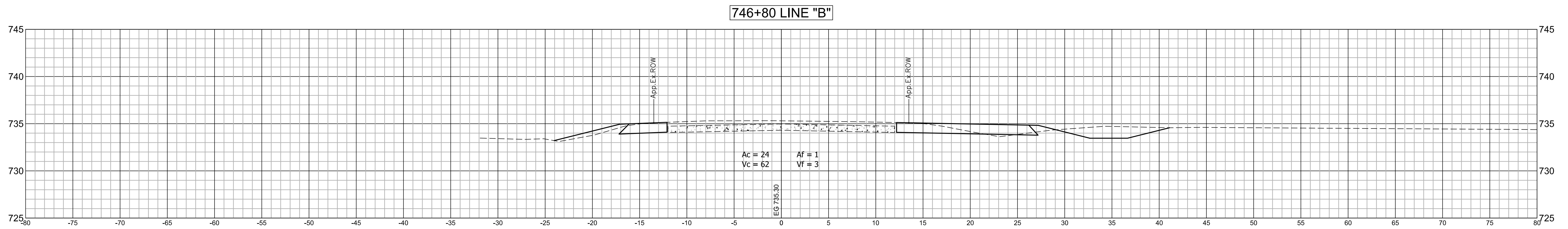
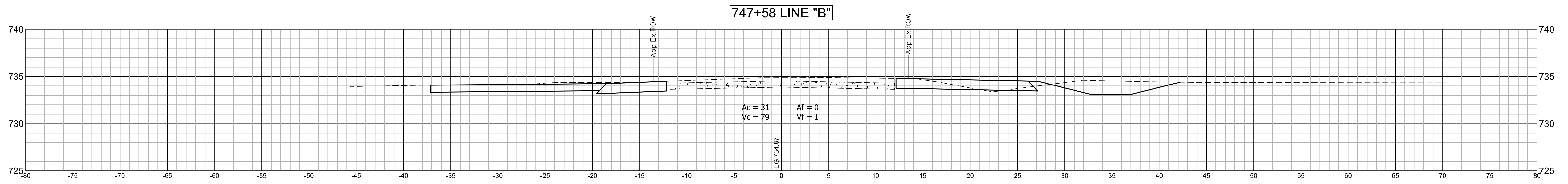
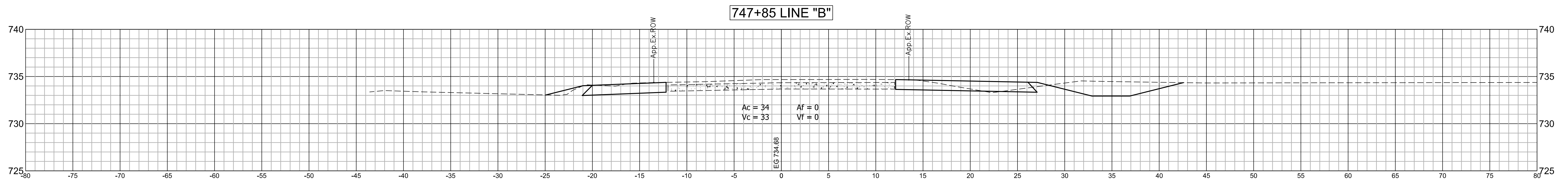


Stage 2 Plans

|                          |                 |
|--------------------------|-----------------|
| RECOMMENDED FOR APPROVAL |                 |
| DESIGNED: B.M.S./C.E.S.  | DRAWN: B.M.S.   |
| CHECKED: B.M.S./C.E.S.   | CHECKED: J.L.B. |

INDIANA DEPARTMENT OF TRANSPORTATION  
LOCATION 2 - U.S. 231 - LINE "B"  
CROSS SECTIONS

|                             |                        |
|-----------------------------|------------------------|
| HORIZONTAL SCALE<br>1" = 5' | BRIDGE FILE<br>N/A     |
| VERTICAL SCALE<br>1" = 5'   | DESIGNATION<br>1700190 |
| SURVEY BOOK<br>N/A          | SHEETS<br>113 of 161   |
| CONTRACT<br>R-41623         | PROJECT<br>1700190     |



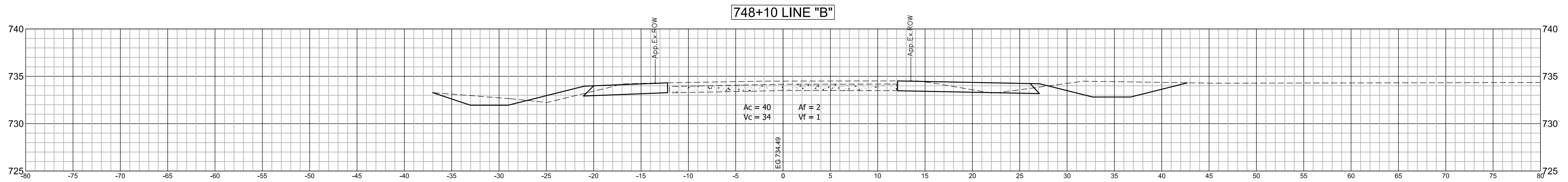
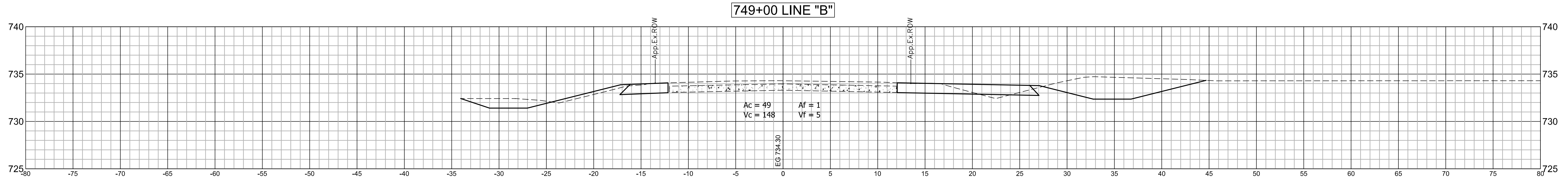
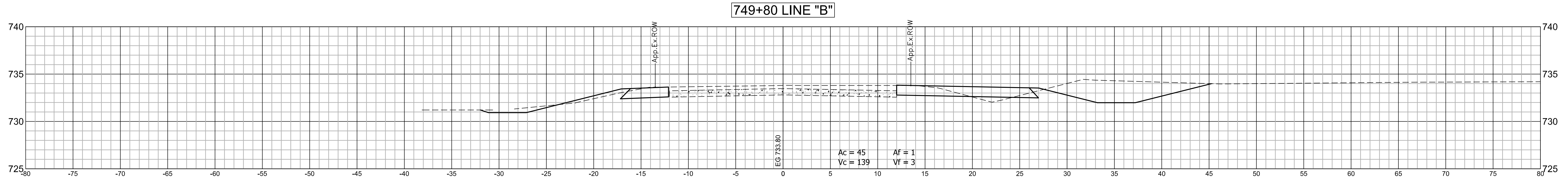
**Stage 2 Plans**

|                                |                 |
|--------------------------------|-----------------|
| RECOMMENDED FOR APPROVAL _____ |                 |
| DESIGNED: B.M.S./C.E.S.        | DRAWN: B.M.S.   |
| CHECKED: B.M.S./C.E.S.         | CHECKED: J.L.B. |

INDIANA  
DEPARTMENT OF TRANSPORTATION

**LOCATION 2 - U.S. 231 - LINE "B"**  
**CROSS SECTIONS**

|                             |                        |
|-----------------------------|------------------------|
| HORIZONTAL SCALE<br>1" = 5' | BRIDGE FILE<br>N/A     |
| VERTICAL SCALE<br>1" = 5'   | DESIGNATION<br>1700190 |
| SURVEY BOOK<br>N/A          | SHEETS<br>114 of 161   |
| CONTRACT<br>R-41623         | PROJECT<br>1700190     |



**Stage 2 Plans**

|                                |                 |
|--------------------------------|-----------------|
| RECOMMENDED FOR APPROVAL _____ |                 |
| DESIGN ENGINEER                | DATE            |
| DESIGNED: B.M.S./C.E.S.        | DRAWN: B.M.S.   |
| CHECKED: B.M.S./C.E.S.         | CHECKED: J.L.B. |

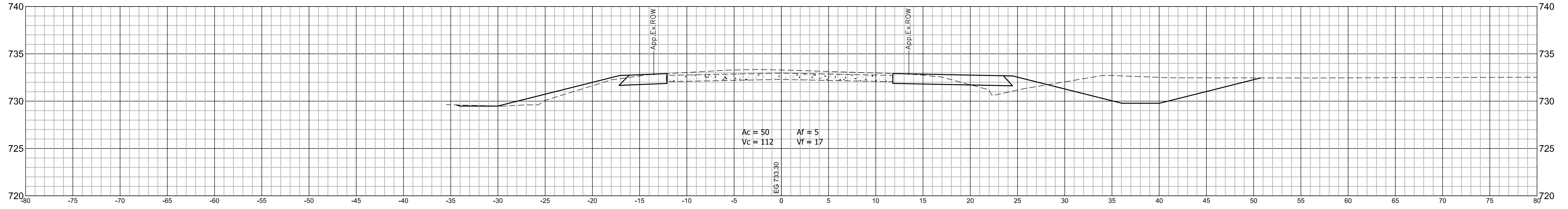
**INDIANA DEPARTMENT OF TRANSPORTATION**

**LOCATION 2 - U.S. 231 - LINE "B"**

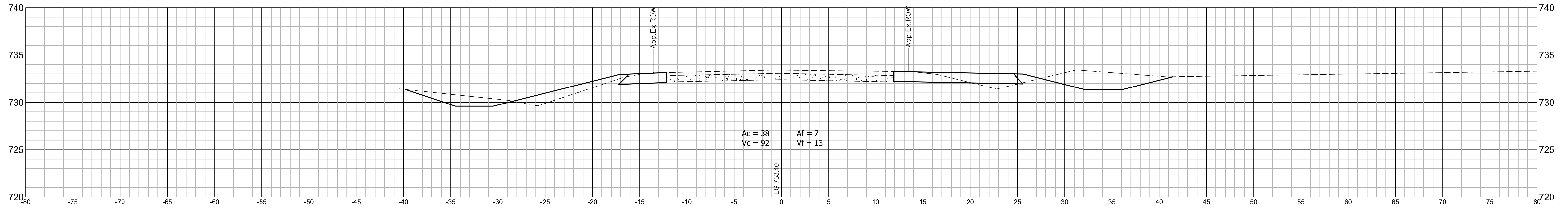
**CROSS SECTIONS**

|                             |                        |
|-----------------------------|------------------------|
| HORIZONTAL SCALE<br>1" = 5' | BRIDGE FILE<br>N/A     |
| VERTICAL SCALE<br>1" = 5'   | DESIGNATION<br>1700190 |
| SURVEY BOOK<br>N/A          | SHEETS<br>115 of 161   |
| CONTRACT<br>R-41623         | PROJECT<br>1700190     |

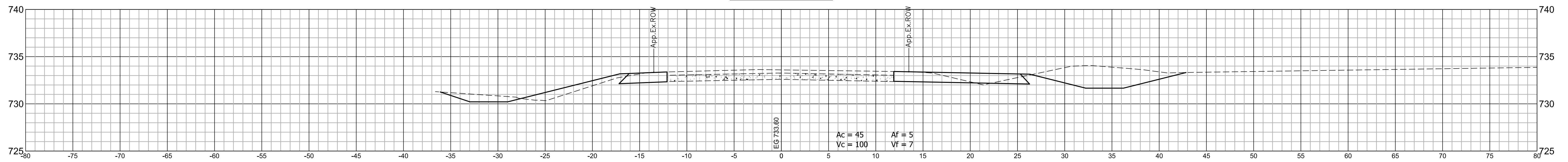
751+75 LINE "B"



751+00 LINE "B"



750+40 LINE "B"



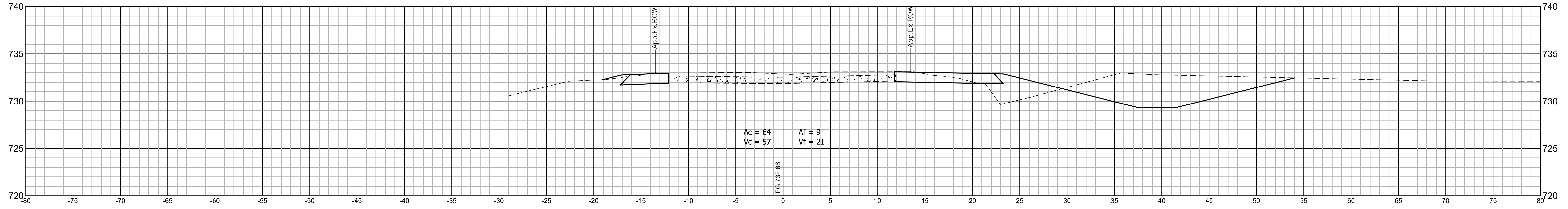
Stage 2 Plans

RECOMMENDED FOR APPROVAL \_\_\_\_\_  
 DESIGN ENGINEER DATE \_\_\_\_\_  
 DESIGNED: B.M.S./C.E.S. DRAWN: B.M.S.  
 CHECKED: B.M.S./C.E.S. CHECKED: J.L.B.

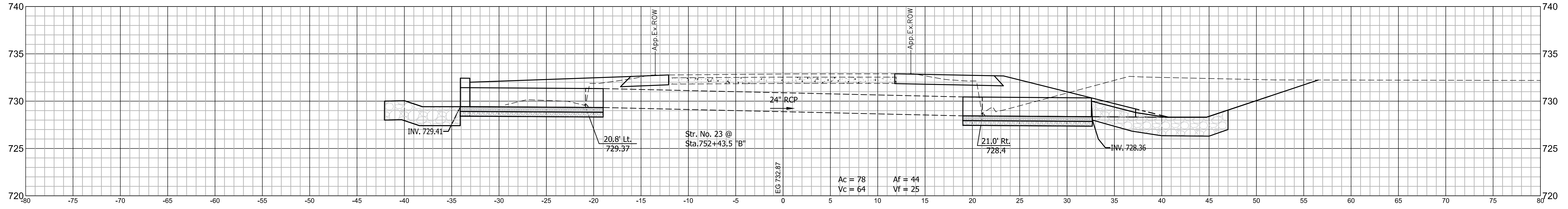
INDIANA DEPARTMENT OF TRANSPORTATION  
 LOCATION 2 - U.S. 231 - LINE "B"  
 CROSS SECTIONS

|                             |                        |
|-----------------------------|------------------------|
| HORIZONTAL SCALE<br>1" = 5' | BRIDGE FILE<br>N/A     |
| VERTICAL SCALE<br>1" = 5'   | DESIGNATION<br>1700190 |
| SURVEY BOOK<br>N/A          | SHEETS<br>116 of 161   |
| CONTRACT<br>R-41623         | PROJECT<br>1700190     |

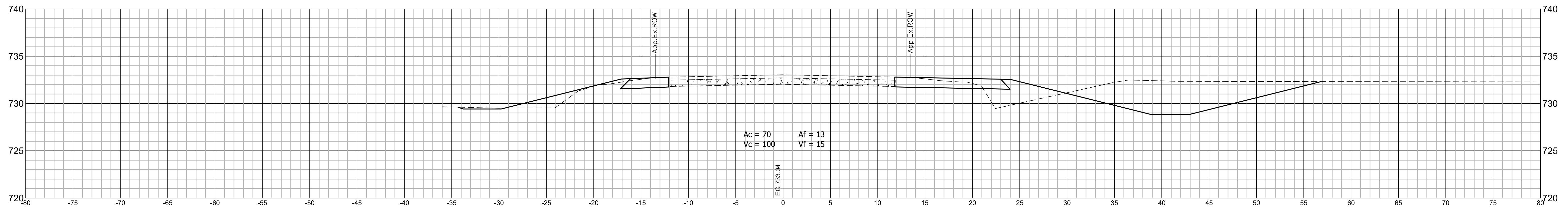
752+65 LINE "B"



752+43.50 LINE "B"



752+20 LINE "B"



Stage 2 Plans

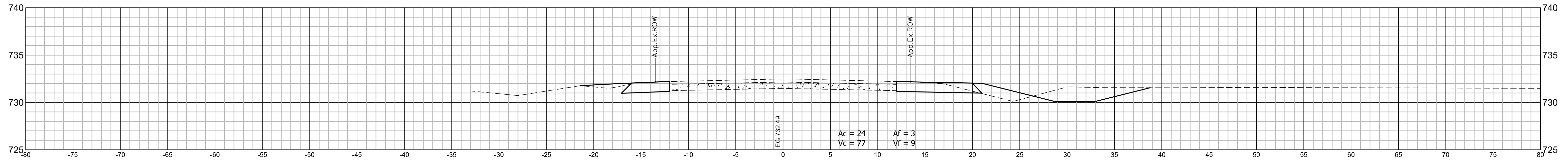
|                          |               |                 |        |      |  |
|--------------------------|---------------|-----------------|--------|------|--|
| RECOMMENDED FOR APPROVAL |               | DESIGN ENGINEER |        | DATE |  |
| DESIGNED:                | B.M.S./C.E.S. | DRAWN:          | B.M.S. |      |  |
| CHECKED:                 | B.M.S./C.E.S. | CHECKED:        | J.L.B. |      |  |

INDIANA DEPARTMENT OF TRANSPORTATION

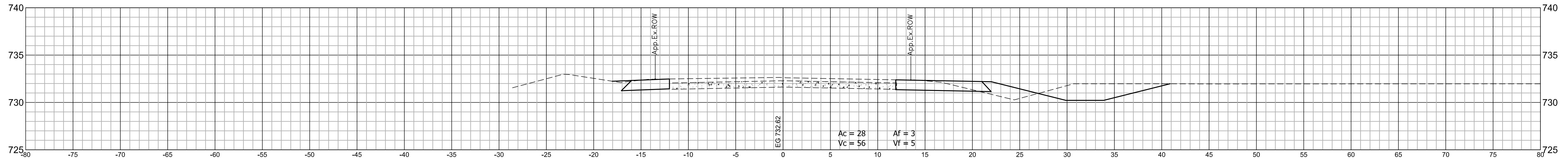
LOCATION 2 - U.S. 231 - LINE "B"  
CROSS SECTIONS

|                  |             |
|------------------|-------------|
| HORIZONTAL SCALE | BRIDGE FILE |
| 1" = 5'          | N/A         |
| VERTICAL SCALE   | DESIGNATION |
| 1" = 5'          | 1700190     |
| SURVEY BOOK      | SHEETS      |
| N/A              | 117 of 161  |
| CONTRACT         | PROJECT     |
| R-41623          | 1700190     |

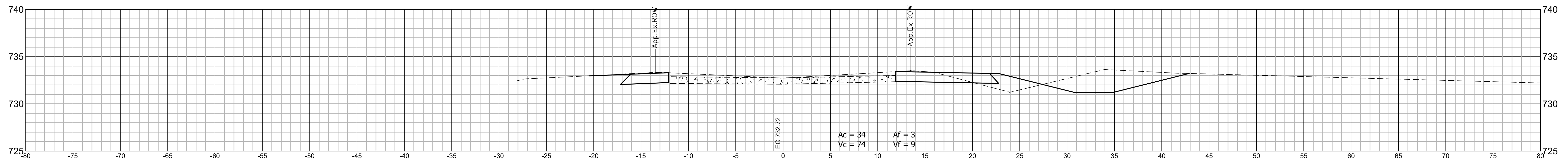
754+35 LINE "B"



753+55 LINE "B"



753+06 LINE "B"



Stage 2 Plans

RECOMMENDED FOR APPROVAL \_\_\_\_\_  
DESIGN ENGINEER DATE

DESIGNED: B.M.S./C.E.S. DRAWN: B.M.S.

CHECKED: B.M.S./C.E.S. CHECKED: J.L.B.

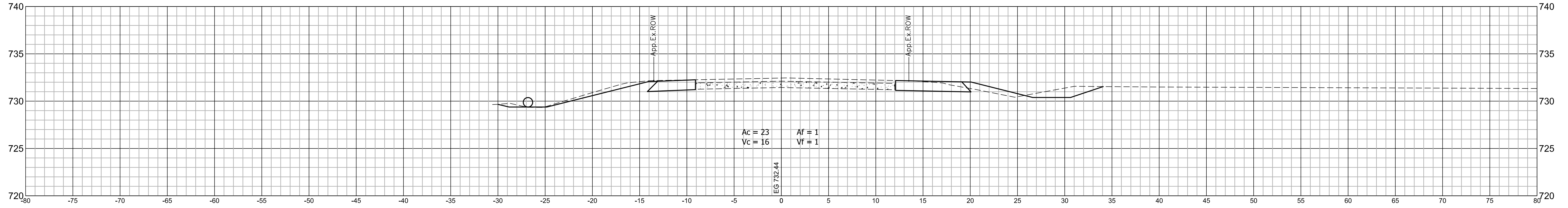
INDIANA DEPARTMENT OF TRANSPORTATION

LOCATION 2 - U.S. 231 - LINE "B"  
CROSS SECTIONS

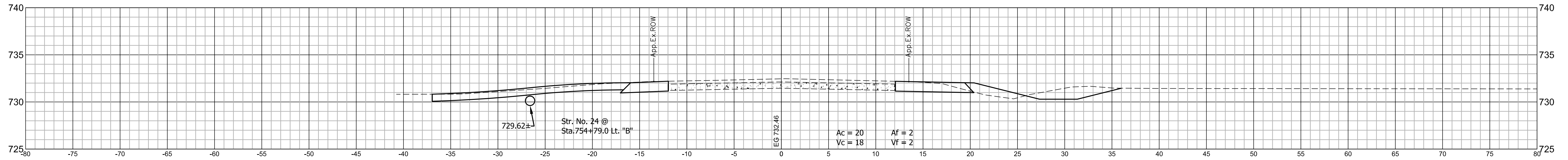
|                             |                        |
|-----------------------------|------------------------|
| HORIZONTAL SCALE<br>1" = 5' | BRIDGE FILE<br>N/A     |
| VERTICAL SCALE<br>1" = 5'   | DESIGNATION<br>1700190 |
| SURVEY BOOK<br>N/A          | SHEETS<br>118 of 161   |
| CONTRACT<br>R-41623         | PROJECT<br>1700190     |



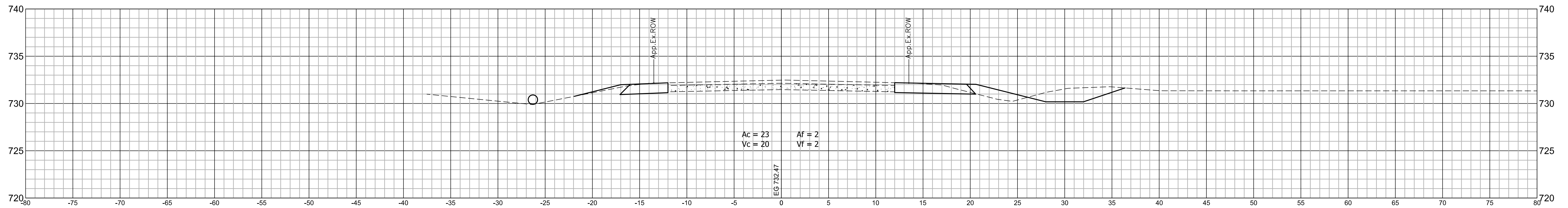
755+00 LINE "B"



754+80 LINE "B"



754+58 LINE "B"



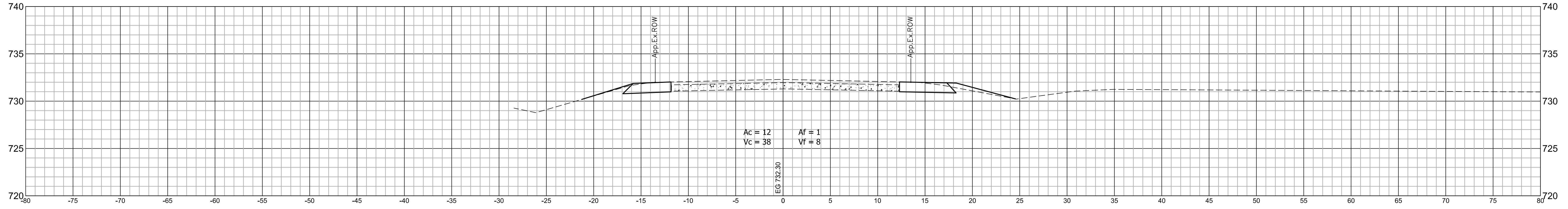
Stage 2 Plans

|                                |                 |
|--------------------------------|-----------------|
| RECOMMENDED FOR APPROVAL _____ |                 |
| DESIGNED: B.M.S./C.E.S.        | DRAWN: B.M.S.   |
| CHECKED: B.M.S./C.E.S.         | CHECKED: J.L.B. |

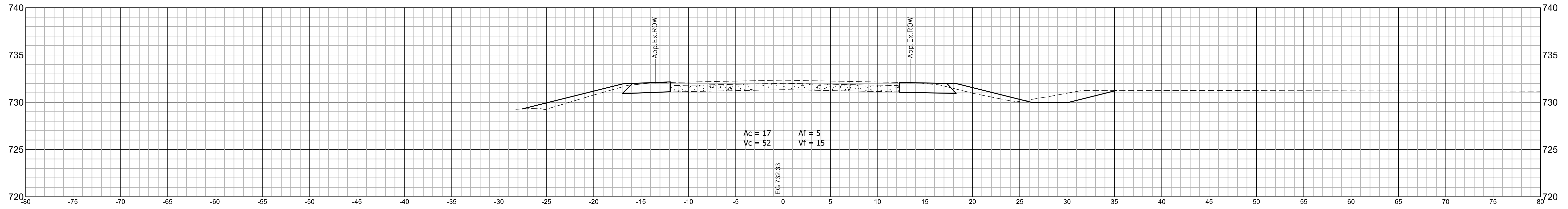
INDIANA DEPARTMENT OF TRANSPORTATION  
LOCATION 2 - U.S. 231 - LINE "B"  
CROSS SECTIONS

|                             |                        |
|-----------------------------|------------------------|
| HORIZONTAL SCALE<br>1" = 5' | BRIDGE FILE<br>N/A     |
| VERTICAL SCALE<br>1" = 5'   | DESIGNATION<br>1700190 |
| SURVEY BOOK<br>N/A          | SHEETS<br>119 of 161   |
| CONTRACT<br>R-41623         | PROJECT<br>1700190     |

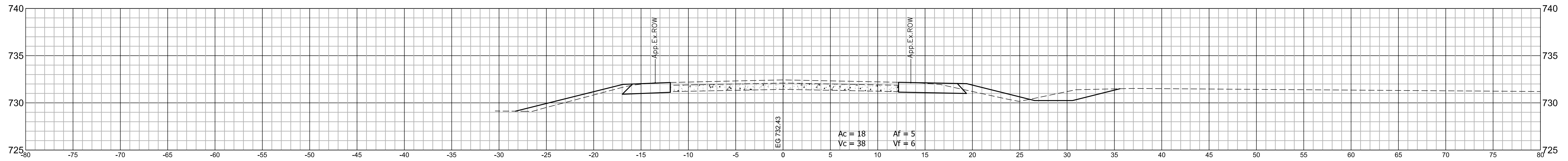
757+00 LINE "B"



756+30 LINE "B"



755+50 LINE "B"



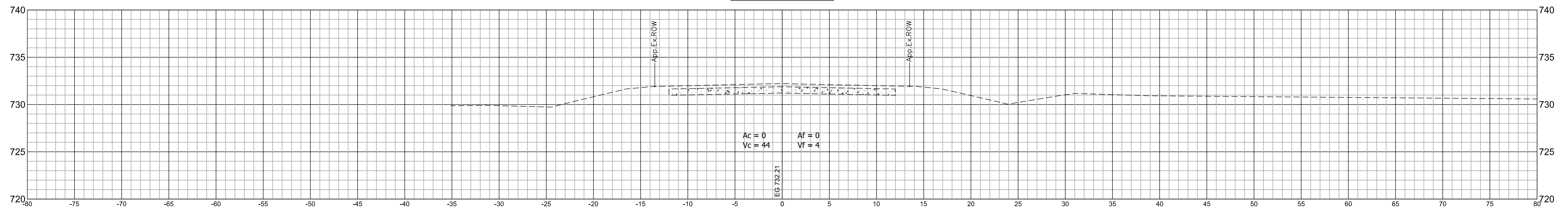
Stage 2 Plans

|                                |                 |
|--------------------------------|-----------------|
| RECOMMENDED FOR APPROVAL _____ |                 |
| DESIGNED: B.M.S./C.E.S.        | DRAWN: B.M.S.   |
| CHECKED: B.M.S./C.E.S.         | CHECKED: J.L.B. |

INDIANA DEPARTMENT OF TRANSPORTATION  
LOCATION 2 - U.S. 231 - LINE "B"  
CROSS SECTIONS

|                             |                        |
|-----------------------------|------------------------|
| HORIZONTAL SCALE<br>1" = 5' | BRIDGE FILE<br>N/A     |
| VERTICAL SCALE<br>1" = 5'   | DESIGNATION<br>1700190 |
| SURVEY BOOK<br>N/A          | SHEETS<br>120 of 161   |
| CONTRACT<br>R-41623         | PROJECT<br>1700190     |

759+00 LINE "B"



Stage 2 Plans

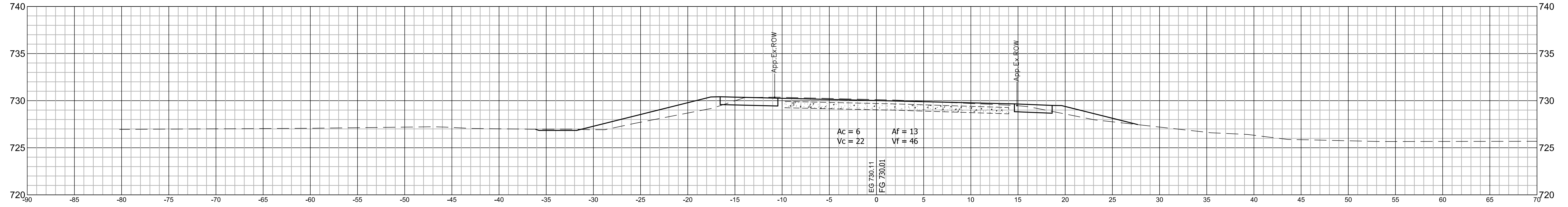
|                                |                 |                       |            |
|--------------------------------|-----------------|-----------------------|------------|
| RECOMMENDED FOR APPROVAL _____ |                 | DESIGN ENGINEER _____ | DATE _____ |
| DESIGNED: B.M.S./C.E.S.        | DRAWN: B.M.S.   |                       |            |
| CHECKED: B.M.S./C.E.S.         | CHECKED: J.L.B. |                       |            |

INDIANA  
DEPARTMENT OF TRANSPORTATION

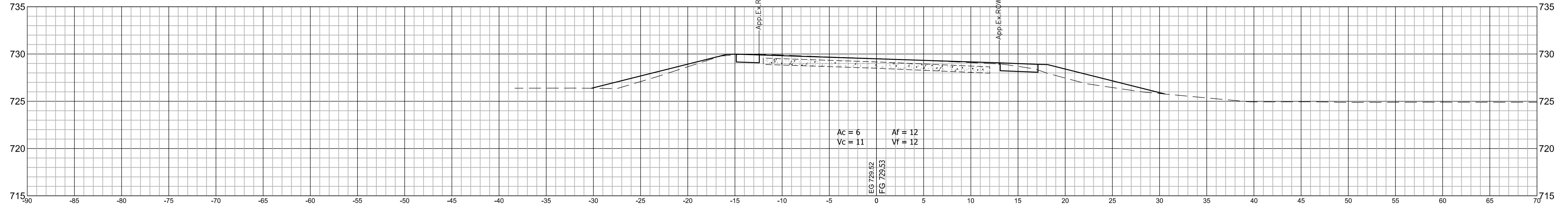
LOCATION 2 - U.S. 231 - LINE "B"  
CROSS SECTIONS

|                  |             |
|------------------|-------------|
| HORIZONTAL SCALE | BRIDGE FILE |
| 1" = 5'          | N/A         |
| VERTICAL SCALE   | DESIGNATION |
| 1" = 5'          | 1700190     |
| SURVEY BOOK      | SHEETS      |
| N/A              | 121 of 161  |
| CONTRACT         | PROJECT     |
| R-41623          | 1700190     |

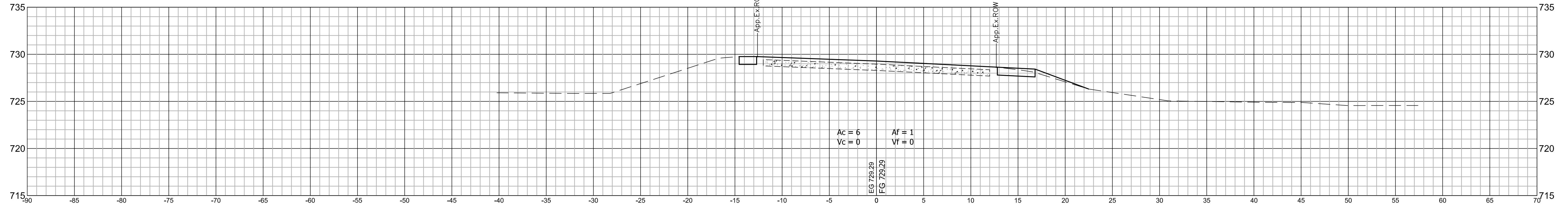
876+00 LINE "PR C"



875+00 LINE "PR C"



874+50 LINE "PR C"



Stage 2 Plans

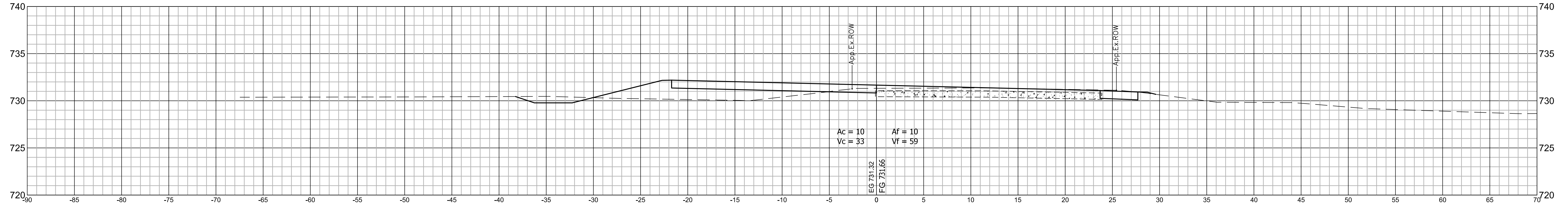
|                          |                 |                 |      |
|--------------------------|-----------------|-----------------|------|
| RECOMMENDED FOR APPROVAL |                 | DESIGN ENGINEER | DATE |
| DESIGNED: J.P.H.         | DRAWN: J.P.H.   |                 |      |
| CHECKED: B.M.S./C.E.S.   | CHECKED: J.L.B. |                 |      |

INDIANA DEPARTMENT OF TRANSPORTATION

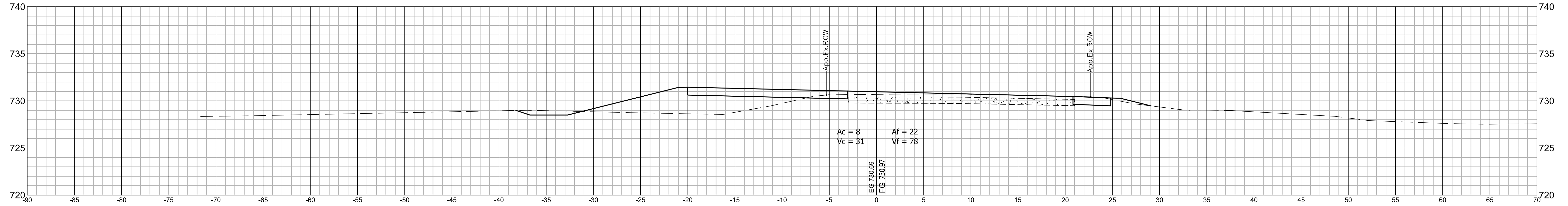
U.S. 231 - LINE "PR C" CROSS SECTIONS

|                  |             |
|------------------|-------------|
| HORIZONTAL SCALE | BRIDGE FILE |
| 1" = 5'          | N/A         |
| VERTICAL SCALE   | DESIGNATION |
| 1" = 5'          | 1700190     |
| SURVEY BOOK      | SHEETS      |
| N/A              | 122 of 161  |
| CONTRACT         | PROJECT     |
| R-41623          | 1700190     |

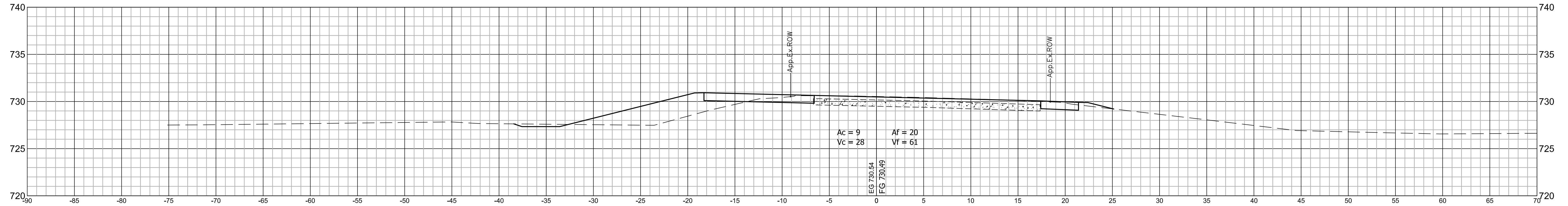
879+00 LINE "PR C"



878+00 LINE "PR C"



877+00 LINE "PR C"



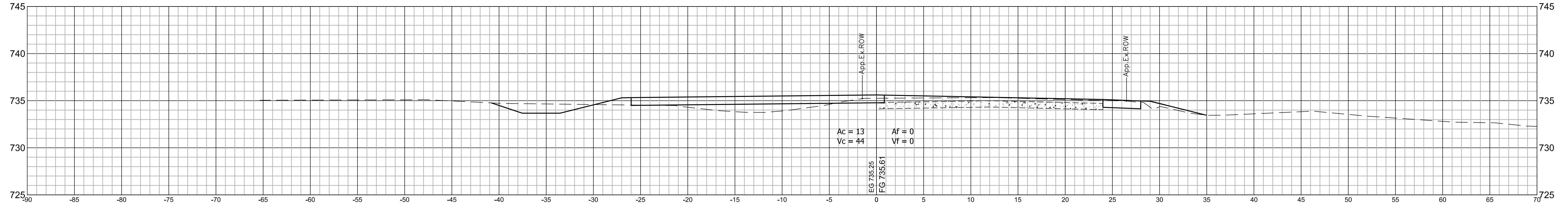
Stage 2 Plans

|                          |               |                 |        |      |  |
|--------------------------|---------------|-----------------|--------|------|--|
| RECOMMENDED FOR APPROVAL |               | DESIGN ENGINEER |        | DATE |  |
| DESIGNED:                | J.P.H.        | DRAWN:          | J.P.H. |      |  |
| CHECKED:                 | B.M.S./C.E.S. | CHECKED:        | J.L.B. |      |  |

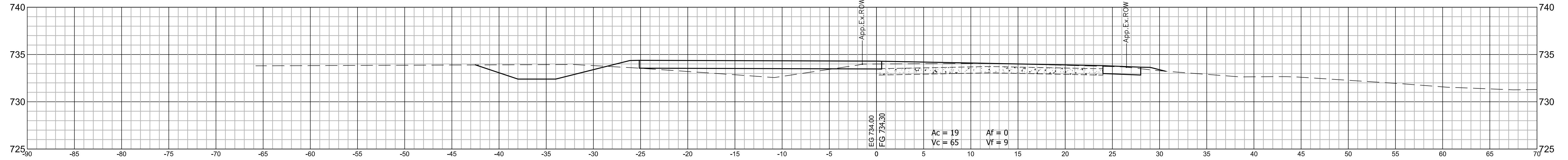
INDIANA DEPARTMENT OF TRANSPORTATION  
U.S. 231 - LINE "PR C"  
CROSS SECTIONS

|                  |             |
|------------------|-------------|
| HORIZONTAL SCALE | BRIDGE FILE |
| 1" = 5'          | N/A         |
| VERTICAL SCALE   | DESIGNATION |
| 1" = 5'          | 1700190     |
| SURVEY BOOK      | SHEETS      |
| N/A              | 123 of 161  |
| CONTRACT         | PROJECT     |
| R-41623          | 1700190     |

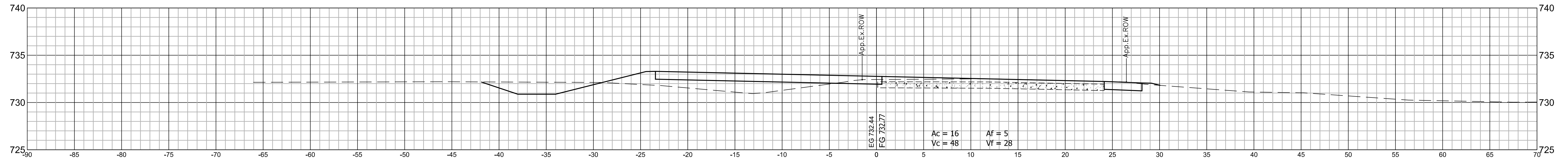
881+75 LINE "PR C"



881+00 LINE "PR C"



880+00 LINE "PR C"



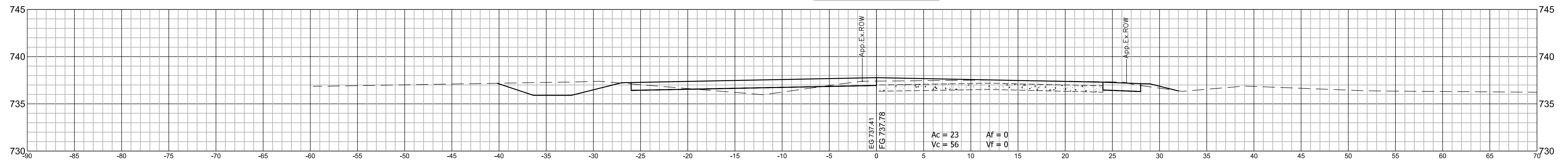
Stage 2 Plans

|                          |                 |
|--------------------------|-----------------|
| RECOMMENDED FOR APPROVAL |                 |
| DESIGNED: J.P.H.         | DRAWN: J.P.H.   |
| CHECKED: B.M.S./C.E.S.   | CHECKED: J.L.B. |

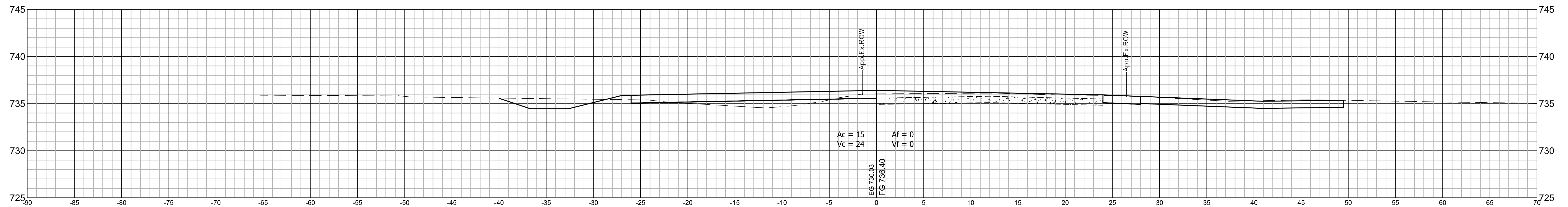
INDIANA DEPARTMENT OF TRANSPORTATION  
U.S. 231 - LINE "PR C"  
CROSS SECTIONS

|                             |                        |
|-----------------------------|------------------------|
| HORIZONTAL SCALE<br>1" = 5' | BRIDGE FILE<br>N/A     |
| VERTICAL SCALE<br>1" = 5'   | DESIGNATION<br>1700190 |
| SURVEY BOOK<br>N/A          | SHEETS<br>124 of 161   |
| CONTRACT<br>R-41623         | PROJECT<br>1700190     |

883+00 LINE "PR C"



882+21 LINE "PR C"



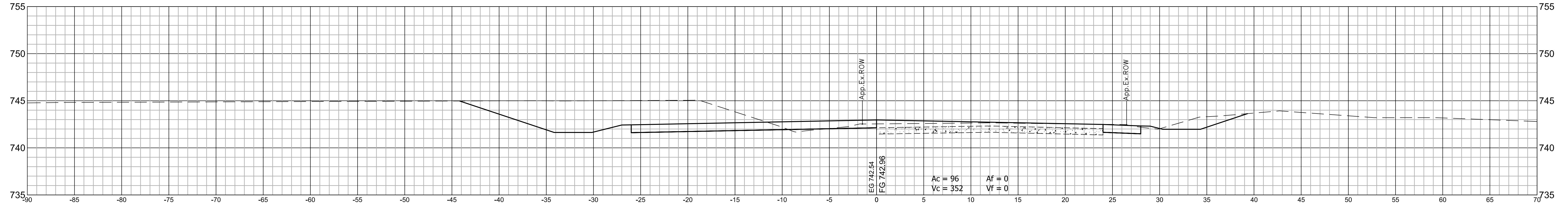
Stage 2 Plans

|                          |                 |
|--------------------------|-----------------|
| RECOMMENDED FOR APPROVAL |                 |
| DESIGNED: J.P.H.         | DRAWN: J.P.H.   |
| CHECKED: B.M.S./C.E.S.   | CHECKED: J.L.B. |

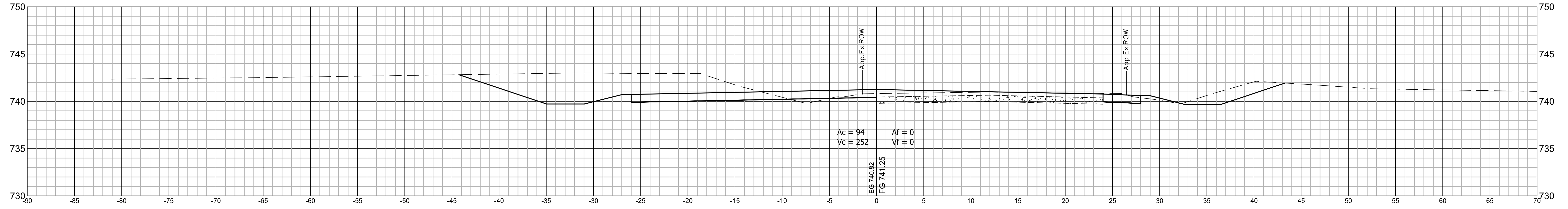
INDIANA DEPARTMENT OF TRANSPORTATION  
U.S. 231 - LINE "PR C"  
CROSS SECTIONS

|                             |                        |
|-----------------------------|------------------------|
| HORIZONTAL SCALE<br>1" = 5' | BRIDGE FILE<br>N/A     |
| VERTICAL SCALE<br>1" = 5'   | DESIGNATION<br>1700190 |
| SURVEY BOOK<br>N/A          | SHEETS<br>125 of 161   |
| CONTRACT<br>R-41623         | PROJECT<br>1700190     |

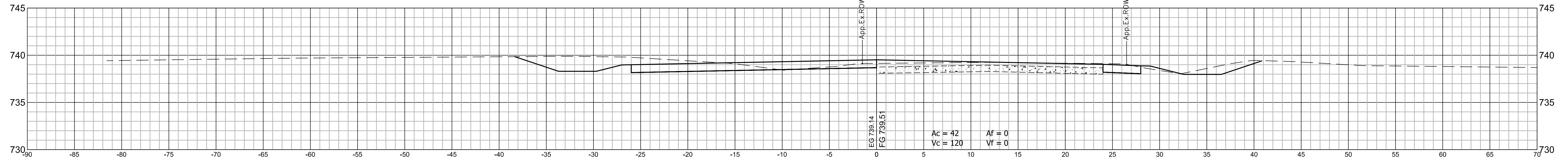
886+00 LINE "PR C"



885+00 LINE "PR C"



884+00 LINE "PR C"



Stage 2 Plans

|                          |                 |                 |      |
|--------------------------|-----------------|-----------------|------|
| RECOMMENDED FOR APPROVAL |                 | DESIGN ENGINEER | DATE |
| DESIGNED: J.P.H.         | DRAWN: J.P.H.   |                 |      |
| CHECKED: B.M.S./C.E.S.   | CHECKED: J.L.B. |                 |      |

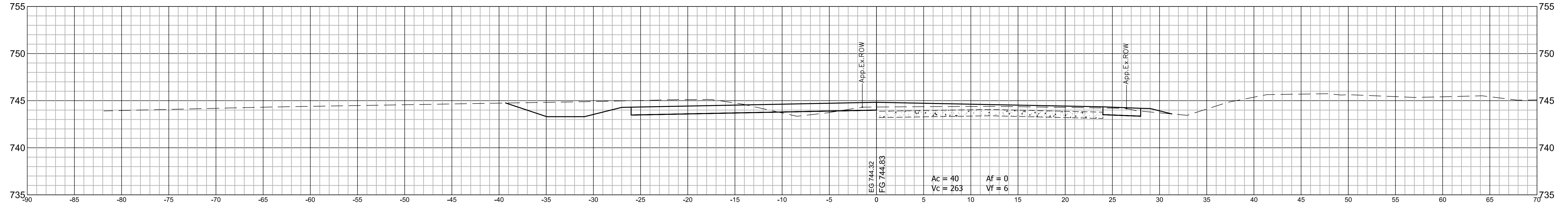
INDIANA DEPARTMENT OF TRANSPORTATION

U.S. 231 - LINE "PR C" CROSS SECTIONS

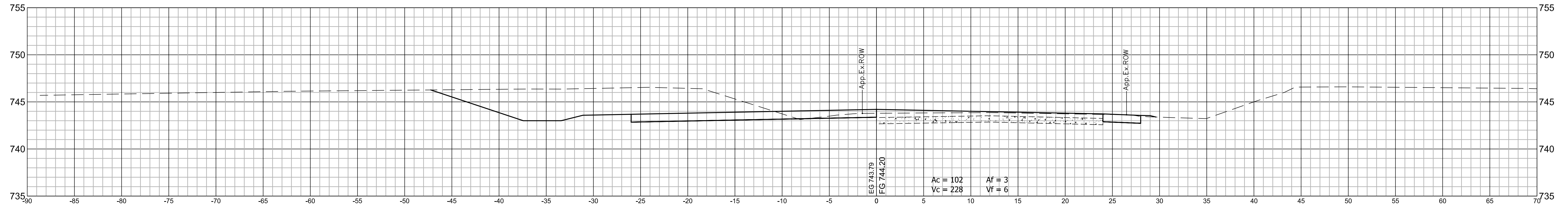
|                  |             |
|------------------|-------------|
| HORIZONTAL SCALE | BRIDGE FILE |
| 1" = 5'          | N/A         |
| VERTICAL SCALE   | DESIGNATION |
| 1" = 5'          | 1700190     |
| SURVEY BOOK      | SHEETS      |
| N/A              | 126 of 161  |
| CONTRACT         | PROJECT     |
| R-41623          | 1700190     |



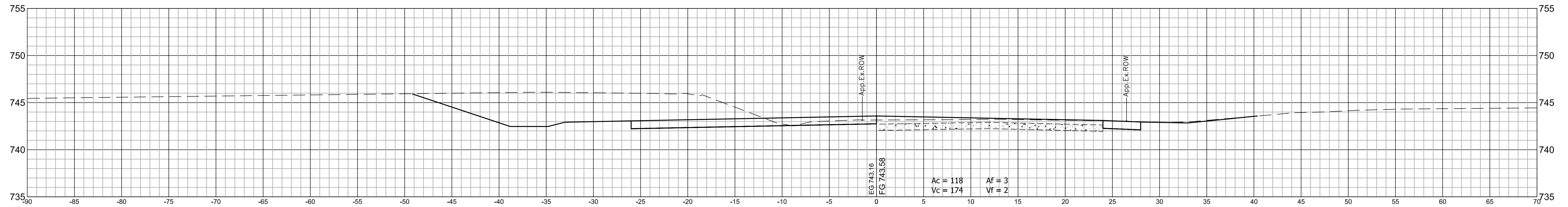
888+00 LINE "PR C"



887+00 LINE "PR C"



886+44 LINE "PR C"



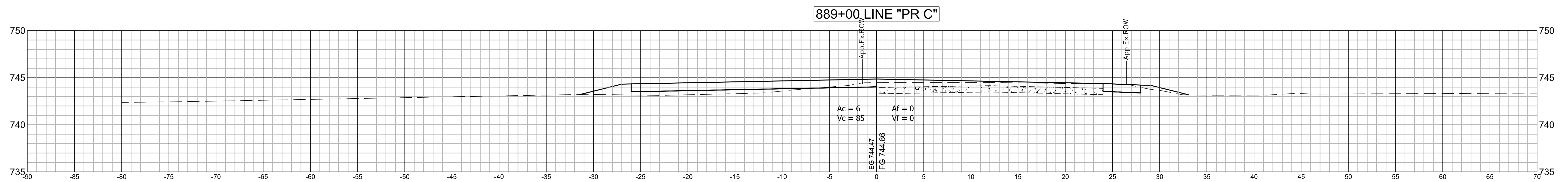
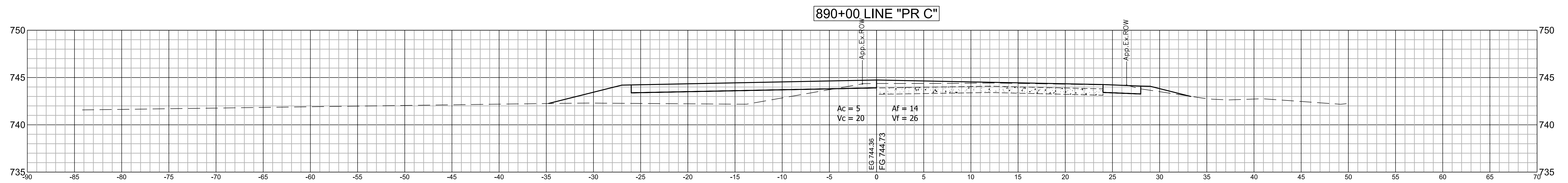
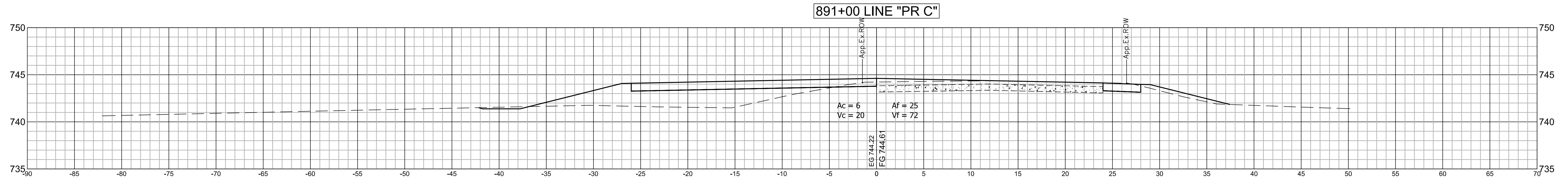
Stage 2 Plans

|                          |               |                 |        |      |  |
|--------------------------|---------------|-----------------|--------|------|--|
| RECOMMENDED FOR APPROVAL |               | DESIGN ENGINEER |        | DATE |  |
| DESIGNED:                | J.P.H.        | DRAWN:          | J.P.H. |      |  |
| CHECKED:                 | B.M.S./C.E.S. | CHECKED:        | J.L.B. |      |  |

INDIANA DEPARTMENT OF TRANSPORTATION

U.S. 231 - LINE "PR C" CROSS SECTIONS

|                  |             |
|------------------|-------------|
| HORIZONTAL SCALE | BRIDGE FILE |
| 1" = 5'          | N/A         |
| VERTICAL SCALE   | DESIGNATION |
| 1" = 5'          | 1700190     |
| SURVEY BOOK      | SHEETS      |
| N/A              | 127 of 161  |
| CONTRACT         | PROJECT     |
| R-41623          | 1700190     |



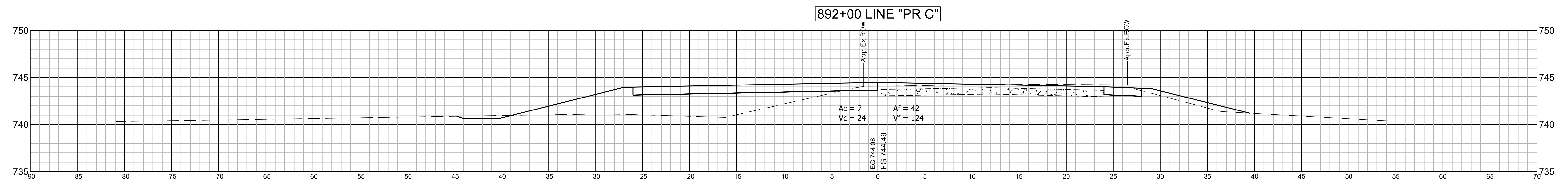
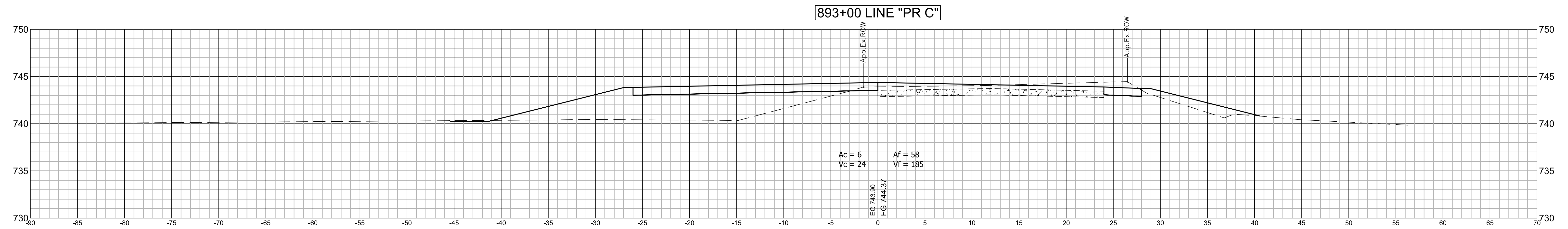
Stage 2 Plans

|                          |               |                 |        |
|--------------------------|---------------|-----------------|--------|
| RECOMMENDED FOR APPROVAL |               | DESIGN ENGINEER | DATE   |
| DESIGNED:                | J.P.H.        | DRAWN:          | J.P.H. |
| CHECKED:                 | B.M.S./C.E.S. | CHECKED:        | J.L.B. |

INDIANA DEPARTMENT OF TRANSPORTATION

U.S. 231 - LINE "PR C" CROSS SECTIONS

|                  |             |
|------------------|-------------|
| HORIZONTAL SCALE | BRIDGE FILE |
| 1" = 5'          | N/A         |
| VERTICAL SCALE   | DESIGNATION |
| 1" = 5'          | 1700190     |
| SURVEY BOOK      | SHEETS      |
| N/A              | 128 of 161  |
| CONTRACT         | PROJECT     |
| R-41623          | 1700190     |



Stage 2 Plans

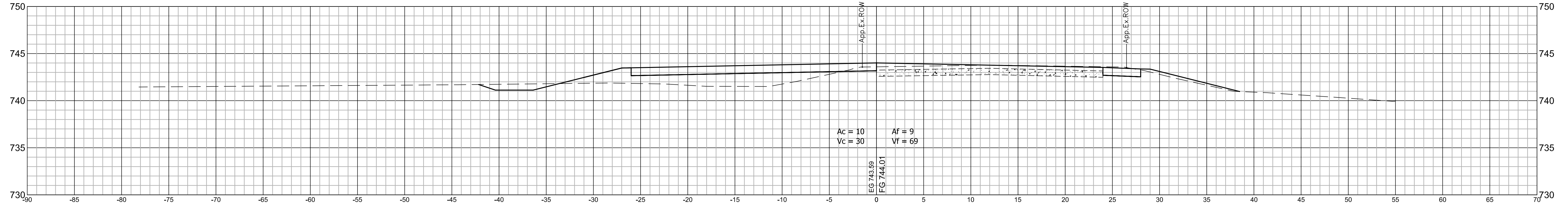
|                          |                 |                 |      |
|--------------------------|-----------------|-----------------|------|
| RECOMMENDED FOR APPROVAL |                 | DESIGN ENGINEER | DATE |
| DESIGNED: J.P.H.         | DRAWN: J.P.H.   |                 |      |
| CHECKED: B.M.S./C.E.S.   | CHECKED: J.L.B. |                 |      |

INDIANA DEPARTMENT OF TRANSPORTATION

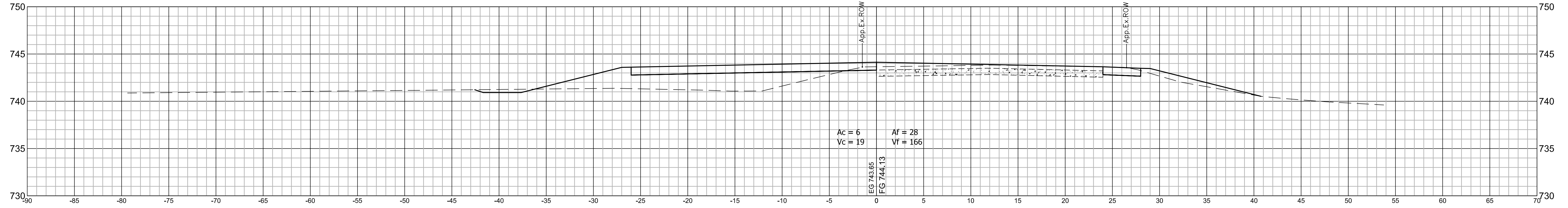
U.S. 231 - LINE "PR C" CROSS SECTIONS

|                  |             |
|------------------|-------------|
| HORIZONTAL SCALE | BRIDGE FILE |
| 1" = 5'          | N/A         |
| VERTICAL SCALE   | DESIGNATION |
| 1" = 5'          | 1700190     |
| SURVEY BOOK      | SHEETS      |
| N/A              | 129 of 161  |
| CONTRACT         | PROJECT     |
| R-41623          | 1700190     |

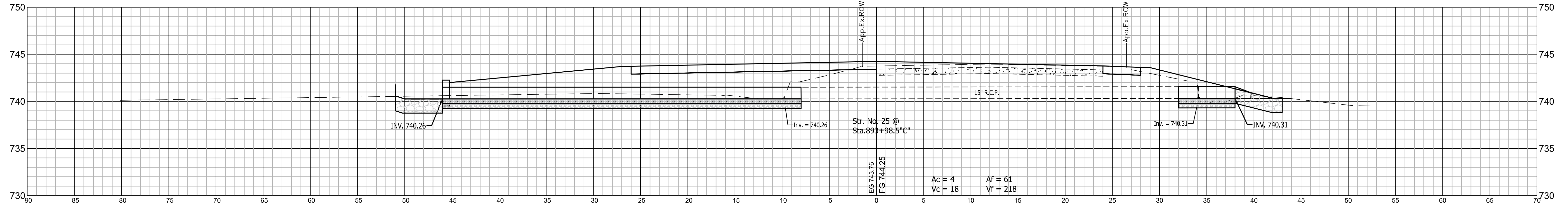
896+00 LINE "PR C"



895+00 LINE "PR C"



893+99 LINE "PR C"



Stage 2 Plans

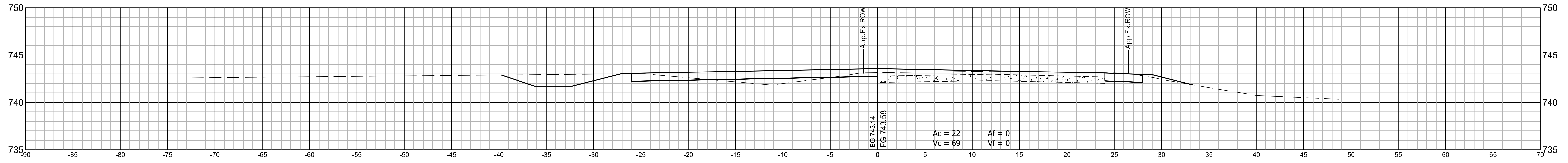
|                          |               |                 |        |      |  |
|--------------------------|---------------|-----------------|--------|------|--|
| RECOMMENDED FOR APPROVAL |               | DESIGN ENGINEER |        | DATE |  |
| DESIGNED:                | J.P.H.        | DRAWN:          | J.P.H. |      |  |
| CHECKED:                 | B.M.S./C.E.S. | CHECKED:        | J.L.B. |      |  |

INDIANA DEPARTMENT OF TRANSPORTATION

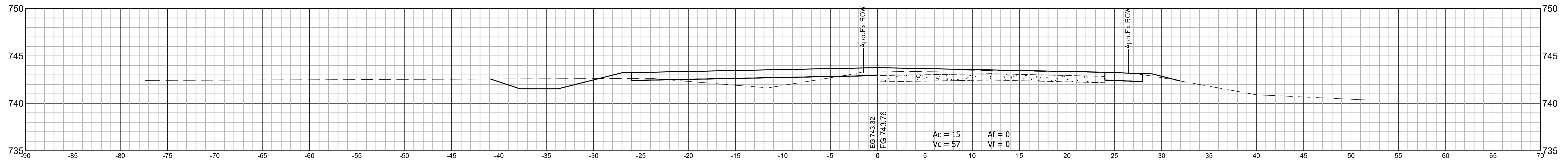
U.S. 231 - LINE "PR C" CROSS SECTIONS

|                  |             |
|------------------|-------------|
| HORIZONTAL SCALE | BRIDGE FILE |
| 1" = 5'          | N/A         |
| VERTICAL SCALE   | DESIGNATION |
| 1" = 5'          | 1700190     |
| SURVEY BOOK      | SHEETS      |
| N/A              | 130 of 161  |
| CONTRACT         | PROJECT     |
| R-41623          | 1700190     |

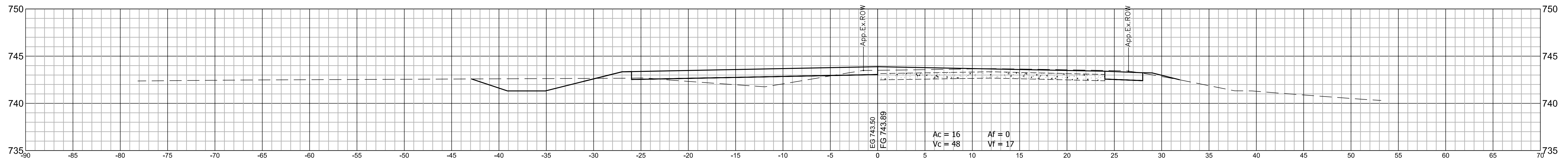
899+00 LINE "PR C"



898+00 LINE "PR C"



897+00 LINE "PR C"



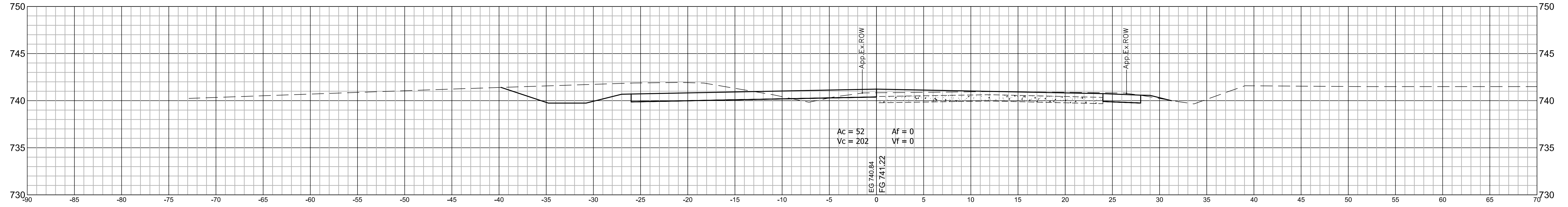
Stage 2 Plans

|                          |               |                 |        |      |  |
|--------------------------|---------------|-----------------|--------|------|--|
| RECOMMENDED FOR APPROVAL |               | DESIGN ENGINEER |        | DATE |  |
| DESIGNED:                | J.P.H.        | DRAWN:          | J.P.H. |      |  |
| CHECKED:                 | B.M.S./C.E.S. | CHECKED:        | J.L.B. |      |  |

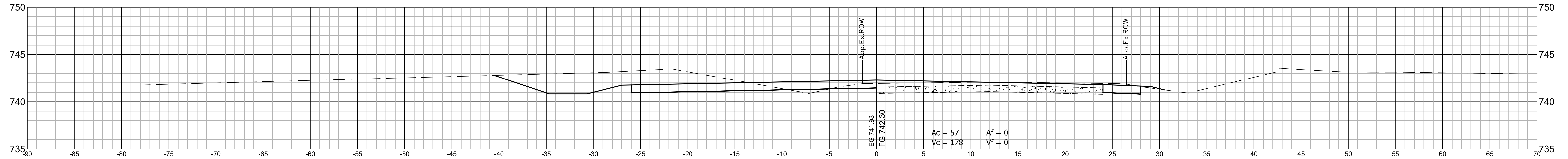
INDIANA DEPARTMENT OF TRANSPORTATION  
U.S. 231 - LINE "PR C"  
CROSS SECTIONS

|                  |             |
|------------------|-------------|
| HORIZONTAL SCALE | BRIDGE FILE |
| 1" = 5'          | N/A         |
| VERTICAL SCALE   | DESIGNATION |
| 1" = 5'          | 1700190     |
| SURVEY BOOK      | SHEETS      |
| N/A              | 131 of 161  |
| CONTRACT         | PROJECT     |
| R-41623          | 1700190     |

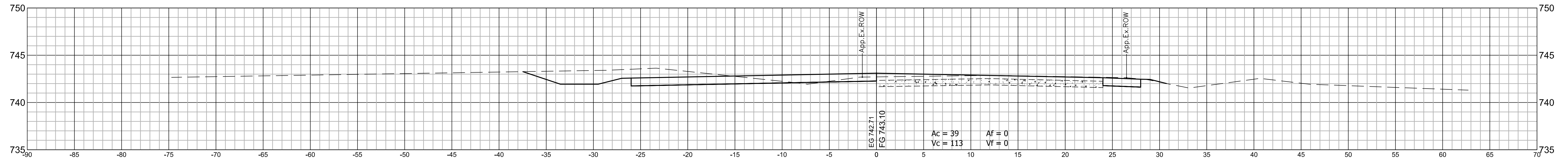
902+00 LINE "PR C"



901+00 LINE "PR C"



900+00 LINE "PR C"

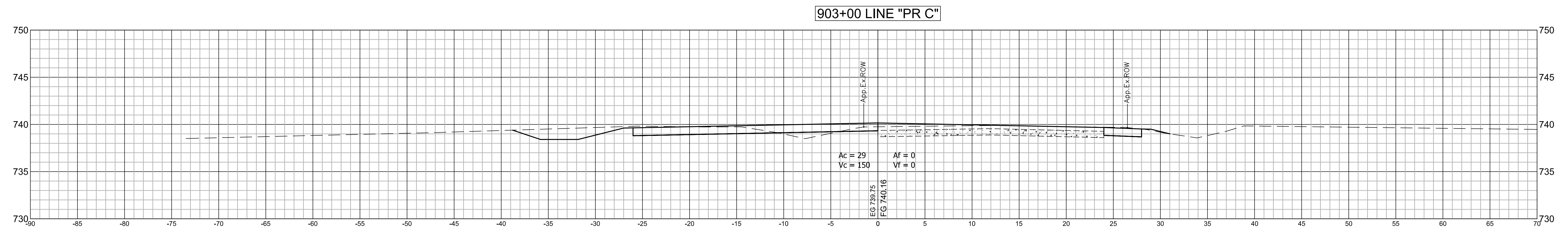
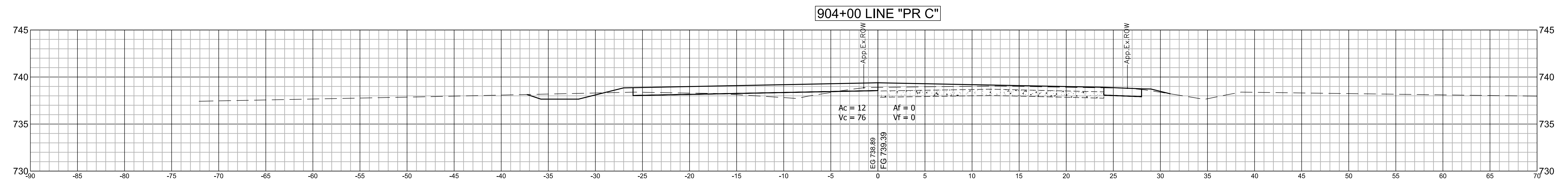


Stage 2 Plans

|                          |                 |                 |      |
|--------------------------|-----------------|-----------------|------|
| RECOMMENDED FOR APPROVAL |                 | DESIGN ENGINEER | DATE |
| DESIGNED: J.P.H.         | DRAWN: J.P.H.   |                 |      |
| CHECKED: B.M.S./C.E.S.   | CHECKED: J.L.B. |                 |      |

INDIANA DEPARTMENT OF TRANSPORTATION  
U.S. 231 - LINE "PR C"  
CROSS SECTIONS

|                             |                        |
|-----------------------------|------------------------|
| HORIZONTAL SCALE<br>1" = 5' | BRIDGE FILE<br>N/A     |
| VERTICAL SCALE<br>1" = 5'   | DESIGNATION<br>1700190 |
| SURVEY BOOK<br>N/A          | SHEETS<br>132 of 161   |
| CONTRACT<br>R-41623         | PROJECT<br>1700190     |

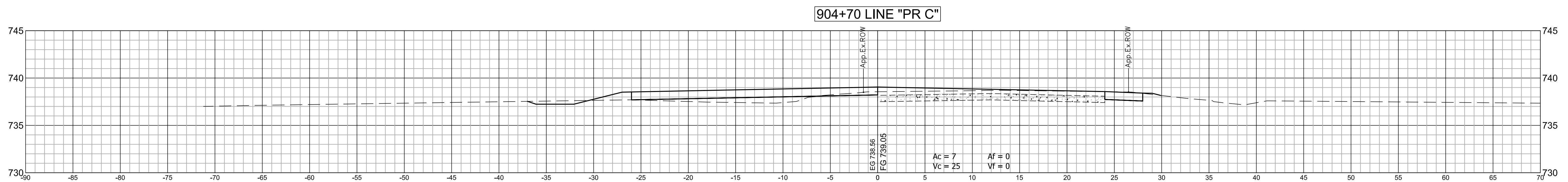
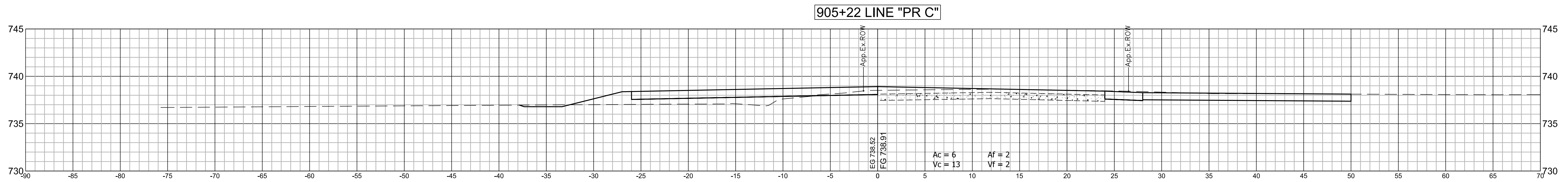
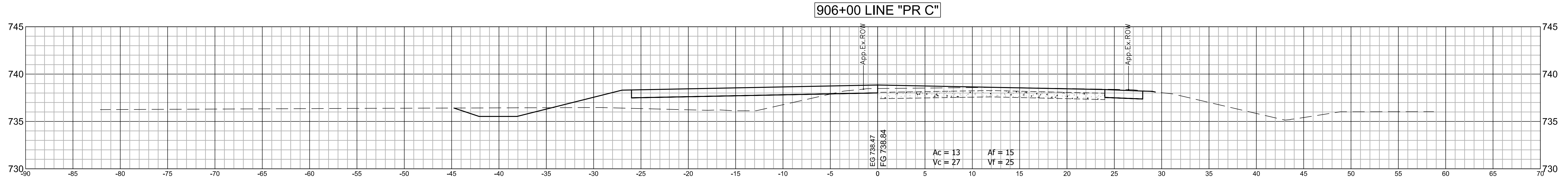


Stage 2 Plans

RECOMMENDED FOR APPROVAL \_\_\_\_\_  
 DESIGN ENGINEER DATE \_\_\_\_\_  
 DESIGNED: J.P.H. DRAWN: J.P.H.  
 CHECKED: B.M.S./C.E.S. CHECKED: J.L.B.

INDIANA DEPARTMENT OF TRANSPORTATION  
 U.S. 231 - LINE "PR C"  
 CROSS SECTIONS

|                             |                        |
|-----------------------------|------------------------|
| HORIZONTAL SCALE<br>1" = 5' | BRIDGE FILE<br>N/A     |
| VERTICAL SCALE<br>1" = 5'   | DESIGNATION<br>1700190 |
| SURVEY BOOK<br>N/A          | SHEETS<br>133 of 161   |
| CONTRACT<br>R-41623         | PROJECT<br>1700190     |



**Stage 2 Plans**

|                          |                 |                 |      |
|--------------------------|-----------------|-----------------|------|
| RECOMMENDED FOR APPROVAL |                 | DESIGN ENGINEER | DATE |
| DESIGNED: J.P.H.         | DRAWN: J.P.H.   |                 |      |
| CHECKED: B.M.S./C.E.S.   | CHECKED: J.L.B. |                 |      |

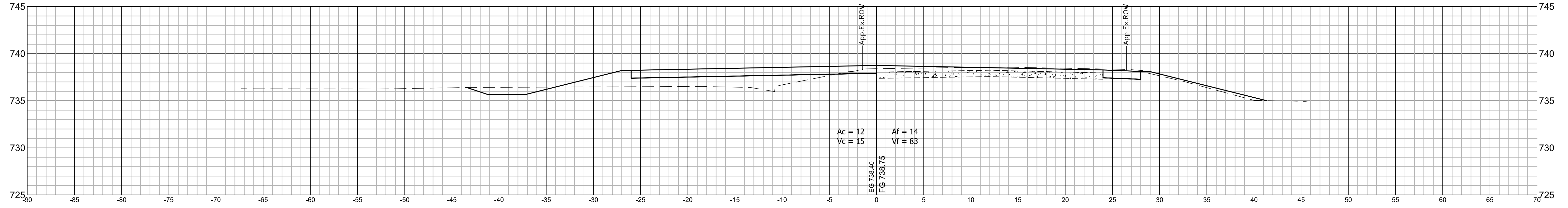
**INDIANA DEPARTMENT OF TRANSPORTATION**

**U.S. 231 - LINE "PR C" CROSS SECTIONS**

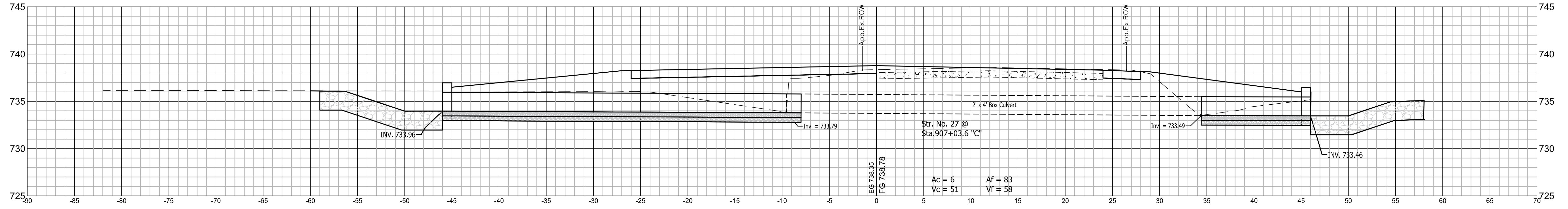
|                  |             |
|------------------|-------------|
| HORIZONTAL SCALE | BRIDGE FILE |
| 1" = 5'          | N/A         |
| VERTICAL SCALE   | DESIGNATION |
| 1" = 5'          | 1700190     |
| SURVEY BOOK      | SHEETS      |
| N/A              | 134 of 161  |
| CONTRACT         | PROJECT     |
| R-41623          | 1700190     |



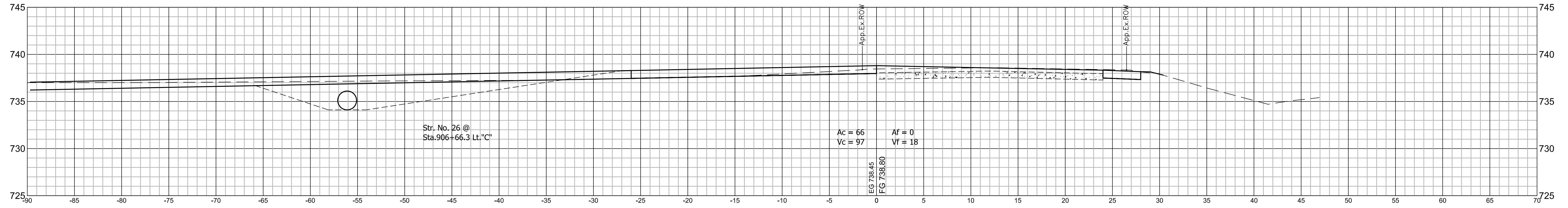
907+50 LINE "PR C"



907+04 LINE "PR C"



906+66 LINE "PR C"



Stage 2 Plans

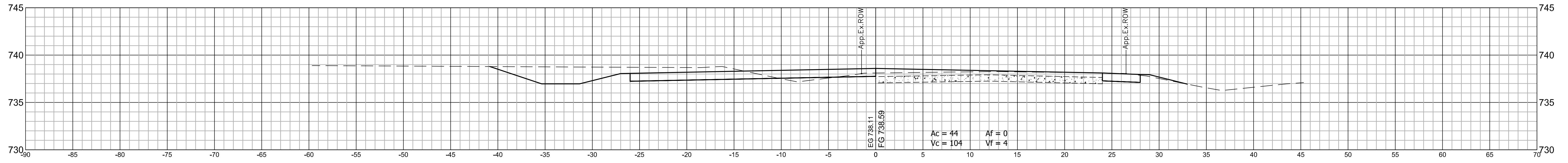
|                          |               |                 |        |      |  |
|--------------------------|---------------|-----------------|--------|------|--|
| RECOMMENDED FOR APPROVAL |               | DESIGN ENGINEER |        | DATE |  |
| DESIGNED:                | J.P.H.        | DRAWN:          | J.P.H. |      |  |
| CHECKED:                 | B.M.S./C.E.S. | CHECKED:        | J.L.B. |      |  |

INDIANA DEPARTMENT OF TRANSPORTATION

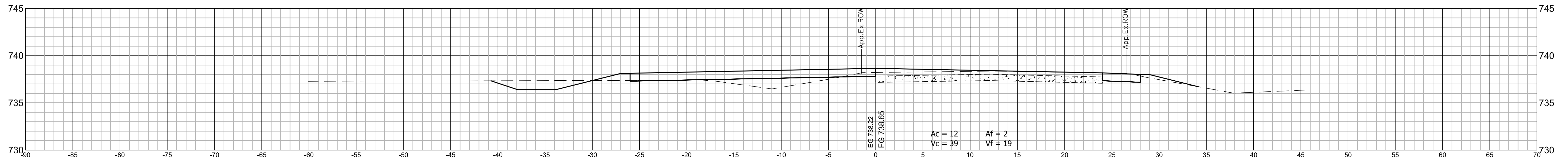
U.S. 231 - LINE "PR C" CROSS SECTIONS

|                  |             |
|------------------|-------------|
| HORIZONTAL SCALE | BRIDGE FILE |
| 1" = 5'          | N/A         |
| VERTICAL SCALE   | DESIGNATION |
| 1" = 5'          | 1700190     |
| SURVEY BOOK      | SHEETS      |
| N/A              | 135 of 161  |
| CONTRACT         | PROJECT     |
| R-41623          | 1700190     |

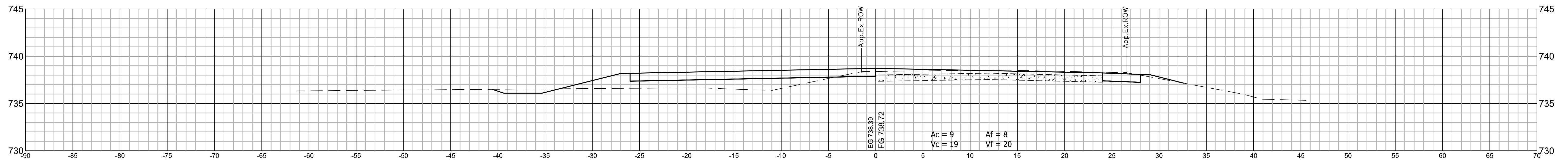
910+00 LINE "PR C"



909+00 LINE "PR C"



908+00 LINE "PR C"



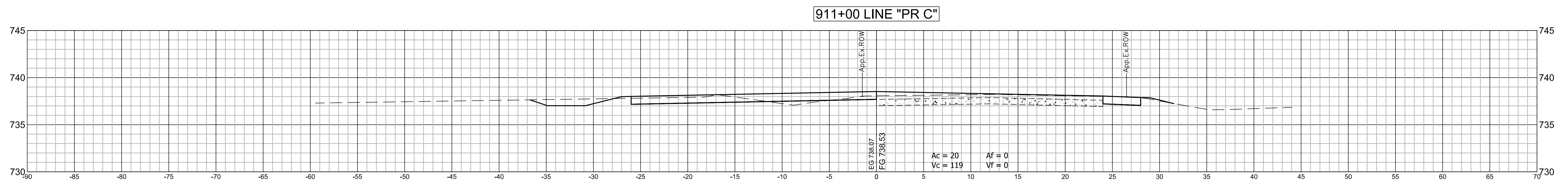
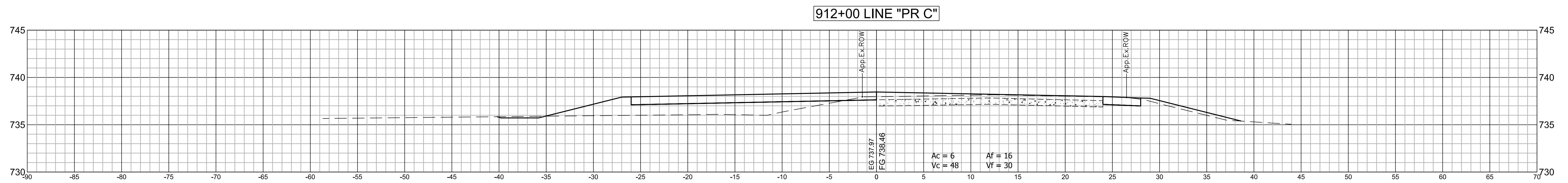
Stage 2 Plans

|                          |               |                 |        |      |  |
|--------------------------|---------------|-----------------|--------|------|--|
| RECOMMENDED FOR APPROVAL |               | DESIGN ENGINEER |        | DATE |  |
| DESIGNED:                | J.P.H.        | DRAWN:          | J.P.H. |      |  |
| CHECKED:                 | B.M.S./C.E.S. | CHECKED:        | J.L.B. |      |  |

INDIANA DEPARTMENT OF TRANSPORTATION

U.S. 231 - LINE "PR C" CROSS SECTIONS

|                  |             |
|------------------|-------------|
| HORIZONTAL SCALE | BRIDGE FILE |
| 1" = 5'          | N/A         |
| VERTICAL SCALE   | DESIGNATION |
| 1" = 5'          | 1700190     |
| SURVEY BOOK      | SHEETS      |
| N/A              | 136 of 161  |
| CONTRACT         | PROJECT     |
| R-41623          | 1700190     |



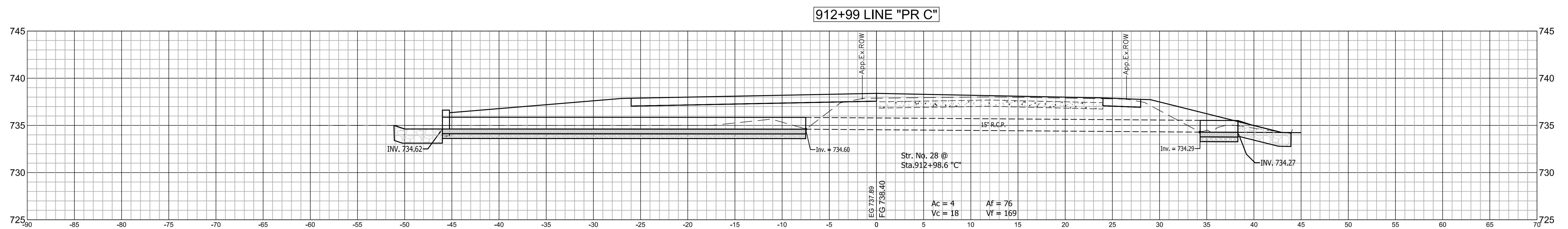
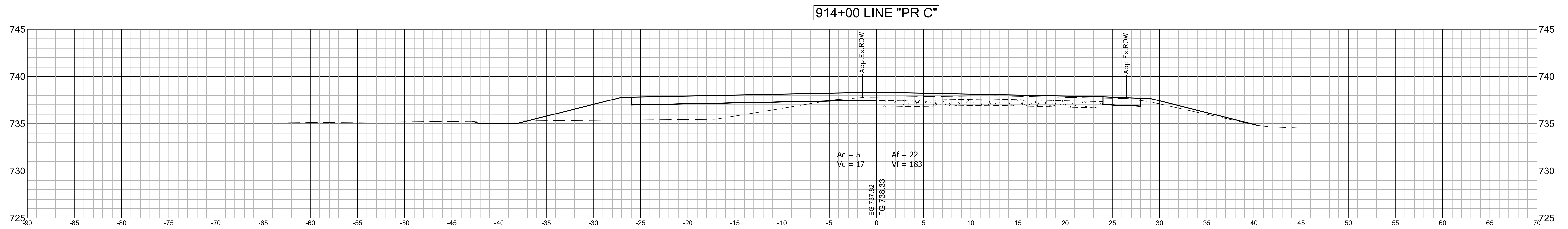
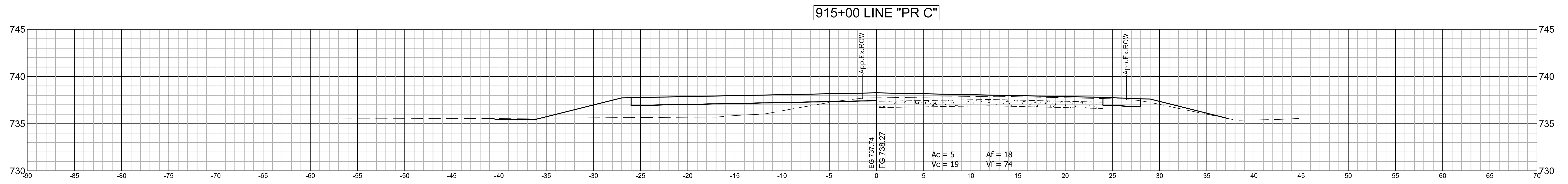
**Stage 2 Plans**

|                          |                 |
|--------------------------|-----------------|
| RECOMMENDED FOR APPROVAL |                 |
| DESIGN ENGINEER          | DATE            |
| DESIGNED: J.P.H.         | DRAWN: J.P.H.   |
| CHECKED: B.M.S./C.E.S.   | CHECKED: J.L.B. |

**INDIANA  
DEPARTMENT OF TRANSPORTATION**

**U.S. 231 - LINE "PR C"  
CROSS SECTIONS**

|                             |                        |
|-----------------------------|------------------------|
| HORIZONTAL SCALE<br>1" = 5' | BRIDGE FILE<br>N/A     |
| VERTICAL SCALE<br>1" = 5'   | DESIGNATION<br>1700190 |
| SURVEY BOOK<br>N/A          | SHEETS<br>137 of 161   |
| CONTRACT<br>R-41623         | PROJECT<br>1700190     |



**Stage 2 Plans**

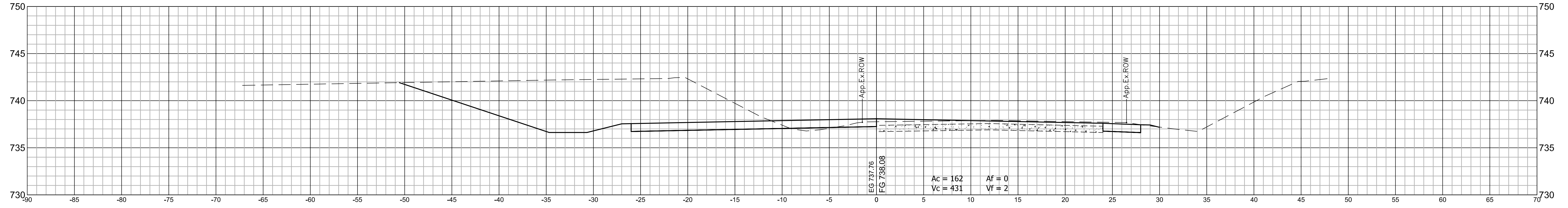
|                          |               |                 |        |      |  |
|--------------------------|---------------|-----------------|--------|------|--|
| RECOMMENDED FOR APPROVAL |               | DESIGN ENGINEER |        | DATE |  |
| DESIGNED:                | J.P.H.        | DRAWN:          | J.P.H. |      |  |
| CHECKED:                 | B.M.S./C.E.S. | CHECKED:        | J.L.B. |      |  |

**INDIANA DEPARTMENT OF TRANSPORTATION**

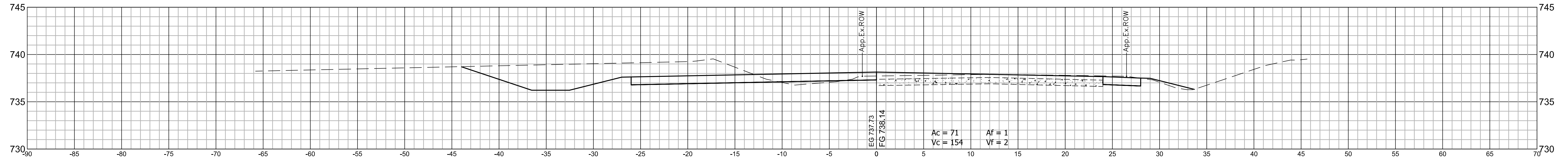
**U.S. 231 - LINE "PR C" CROSS SECTIONS**

|                  |             |
|------------------|-------------|
| HORIZONTAL SCALE | BRIDGE FILE |
| 1" = 5'          | N/A         |
| VERTICAL SCALE   | DESIGNATION |
| 1" = 5'          | 1700190     |
| SURVEY BOOK      | SHEETS      |
| N/A              | 138 of 161  |
| CONTRACT         | PROJECT     |
| R-41623          | 1700190     |

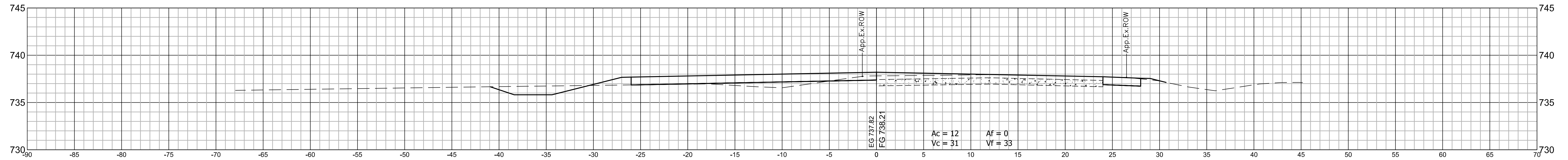
918+00 LINE "PR C"



917+00 LINE "PR C"



916+00 LINE "PR C"



Stage 2 Plans

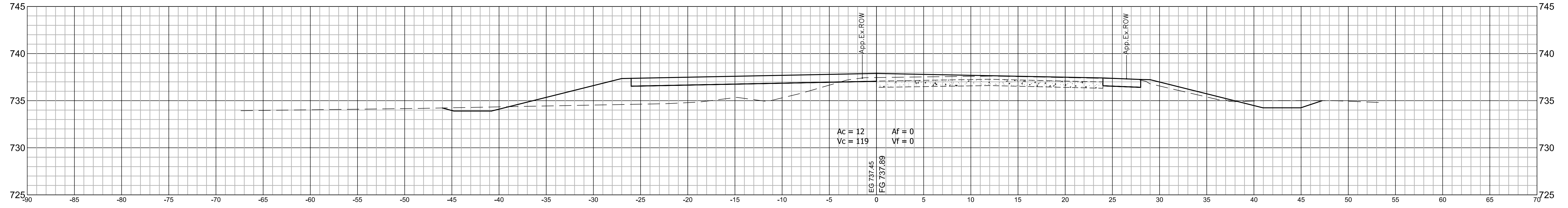
|                          |                 |                 |      |
|--------------------------|-----------------|-----------------|------|
| RECOMMENDED FOR APPROVAL |                 | DESIGN ENGINEER | DATE |
| DESIGNED: J.P.H.         | DRAWN: J.P.H.   |                 |      |
| CHECKED: B.M.S./C.E.S.   | CHECKED: J.L.B. |                 |      |

INDIANA DEPARTMENT OF TRANSPORTATION

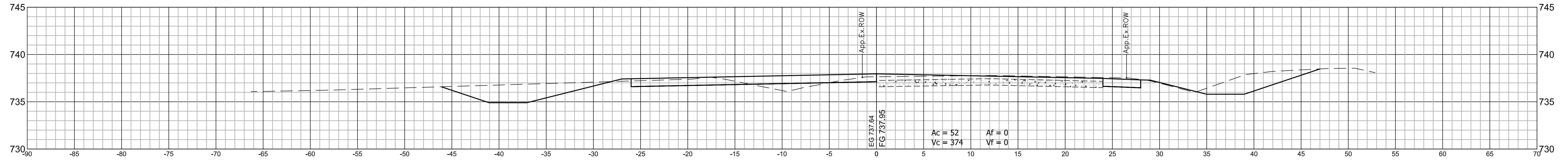
U.S. 231 - LINE "PR C" CROSS SECTIONS

|                  |             |
|------------------|-------------|
| HORIZONTAL SCALE | BRIDGE FILE |
| 1" = 5'          | N/A         |
| VERTICAL SCALE   | DESIGNATION |
| 1" = 5'          | 1700190     |
| SURVEY BOOK      | SHEETS      |
| N/A              | 139 of 161  |
| CONTRACT         | PROJECT     |
| R-41623          | 1700190     |

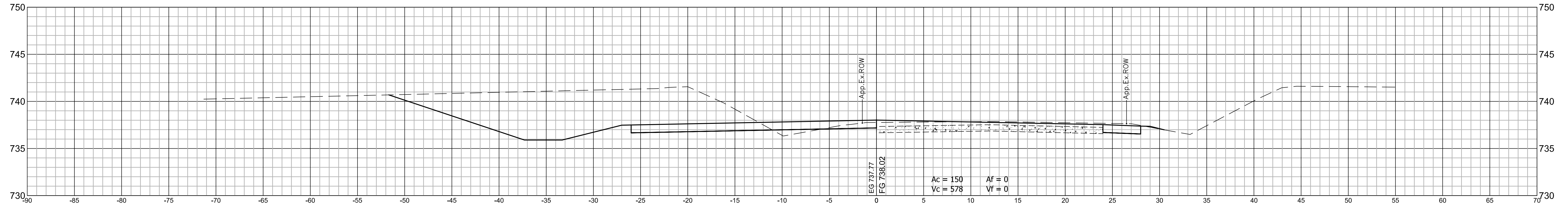
921+00 LINE "PR C"



920+00 LINE "PR C"



919+00 LINE "PR C"



Stage 2 Plans

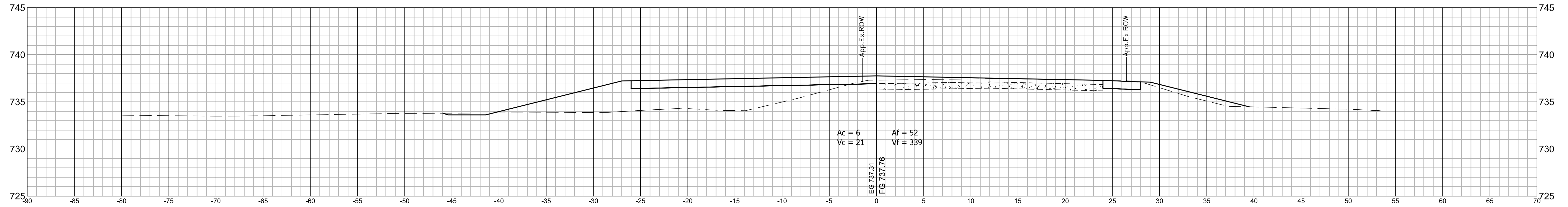
|                          |                 |                 |      |
|--------------------------|-----------------|-----------------|------|
| RECOMMENDED FOR APPROVAL |                 | DESIGN ENGINEER | DATE |
| DESIGNED: J.P.H.         | DRAWN: J.P.H.   |                 |      |
| CHECKED: B.M.S./C.E.S.   | CHECKED: J.L.B. |                 |      |

INDIANA DEPARTMENT OF TRANSPORTATION

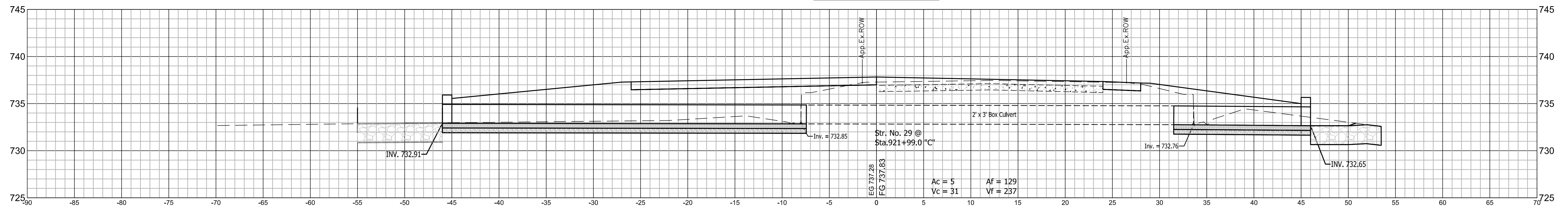
U.S. 231 - LINE "PR C"  
CROSS SECTIONS

|                             |                        |
|-----------------------------|------------------------|
| HORIZONTAL SCALE<br>1" = 5' | BRIDGE FILE<br>N/A     |
| VERTICAL SCALE<br>1" = 5'   | DESIGNATION<br>1700190 |
| SURVEY BOOK<br>N/A          | SHEETS<br>140 of 161   |
| CONTRACT<br>R-41623         | PROJECT<br>1700190     |

923+00 LINE "PR C"



921+99 LINE "PR C"



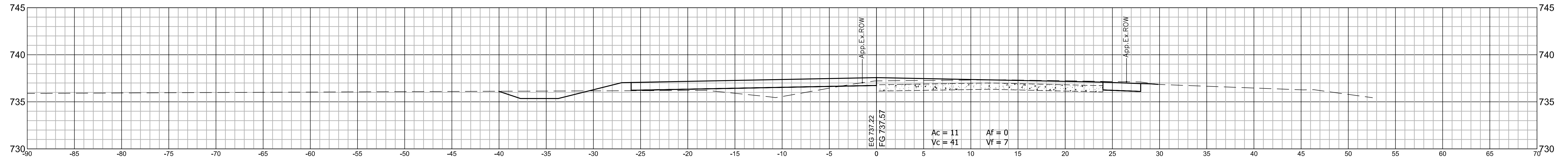
Stage 2 Plans

|                          |                 |                 |      |
|--------------------------|-----------------|-----------------|------|
| RECOMMENDED FOR APPROVAL |                 | DESIGN ENGINEER | DATE |
| DESIGNED: J.P.H.         | DRAWN: J.P.H.   |                 |      |
| CHECKED: B.M.S./C.E.S.   | CHECKED: J.L.B. |                 |      |

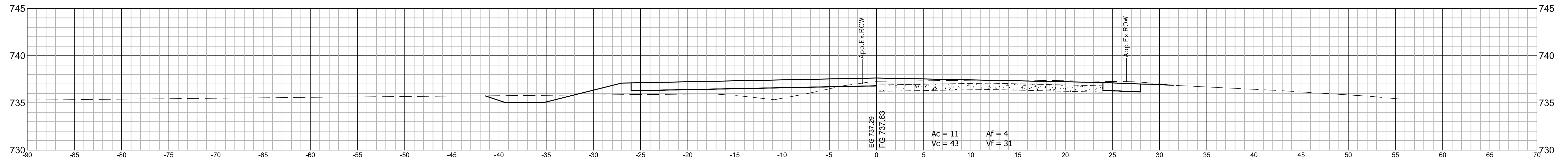
INDIANA DEPARTMENT OF TRANSPORTATION  
U.S. 231 - LINE "PR C"  
CROSS SECTIONS

|                  |             |
|------------------|-------------|
| HORIZONTAL SCALE | BRIDGE FILE |
| 1" = 5'          | N/A         |
| VERTICAL SCALE   | DESIGNATION |
| 1" = 5'          | 1700190     |
| SURVEY BOOK      | SHEETS      |
| N/A              | 141 of 161  |
| CONTRACT         | PROJECT     |
| R-41623          | 1700190     |

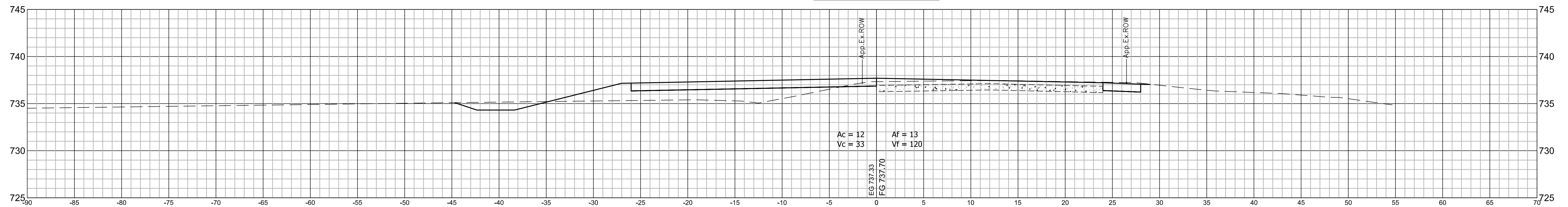
926+00 LINE "PR C"



925+00 LINE "PR C"



924+00 LINE "PR C"



Stage 2 Plans

|                          |                 |                 |      |
|--------------------------|-----------------|-----------------|------|
| RECOMMENDED FOR APPROVAL |                 | DESIGN ENGINEER | DATE |
| DESIGNED: J.P.H.         | DRAWN: J.P.H.   |                 |      |
| CHECKED: B.M.S./C.E.S.   | CHECKED: J.L.B. |                 |      |

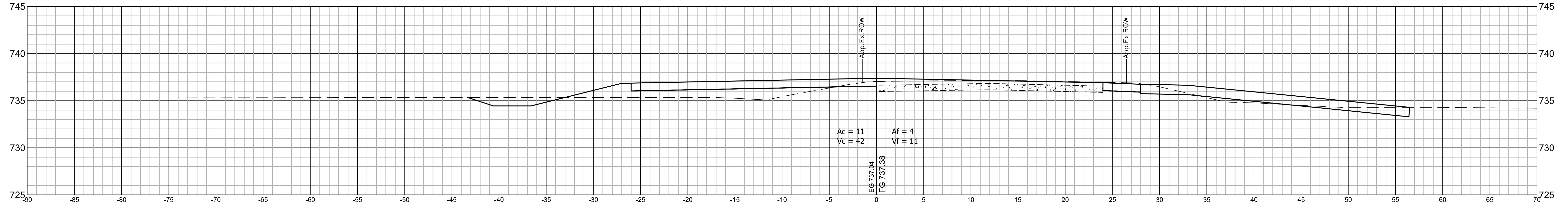
INDIANA DEPARTMENT OF TRANSPORTATION

U.S. 231 - LINE "PR C" CROSS SECTIONS

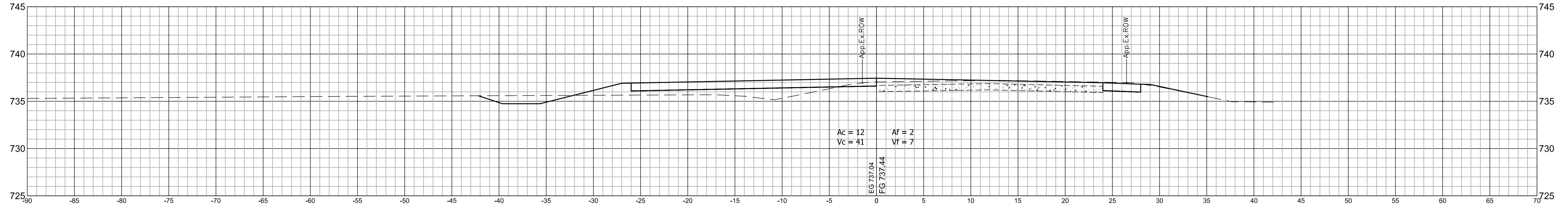
|                  |             |
|------------------|-------------|
| HORIZONTAL SCALE | BRIDGE FILE |
| 1" = 5'          | N/A         |
| VERTICAL SCALE   | DESIGNATION |
| 1" = 5'          | 1700190     |
| SURVEY BOOK      | SHEETS      |
| N/A              | 142 of 161  |
| CONTRACT         | PROJECT     |
| R-41623          | 1700190     |



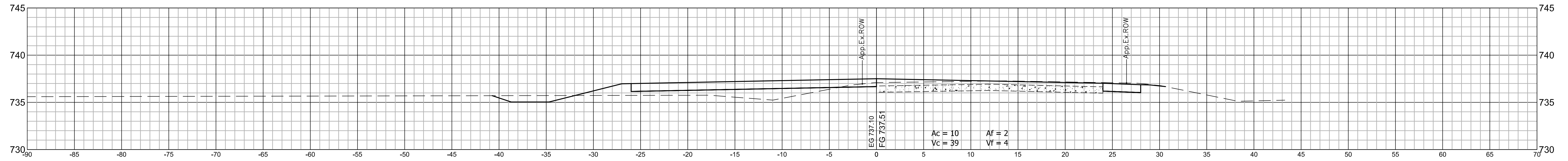
928+98 LINE "PR C"



928+00 LINE "PR C"



927+00 LINE "PR C"

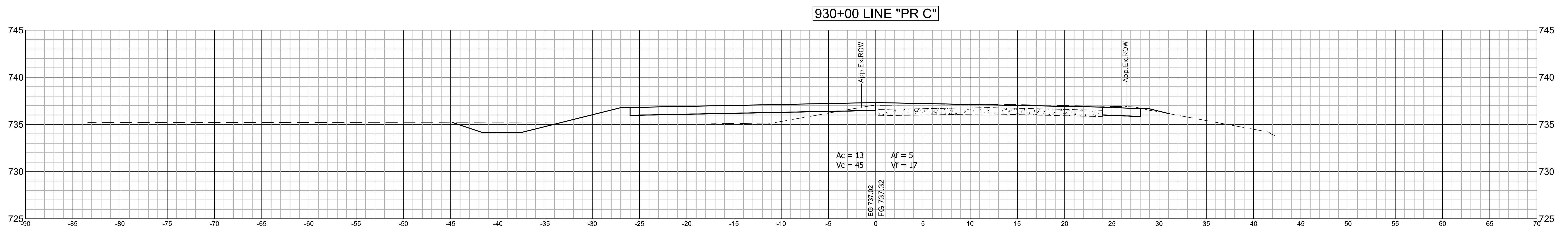
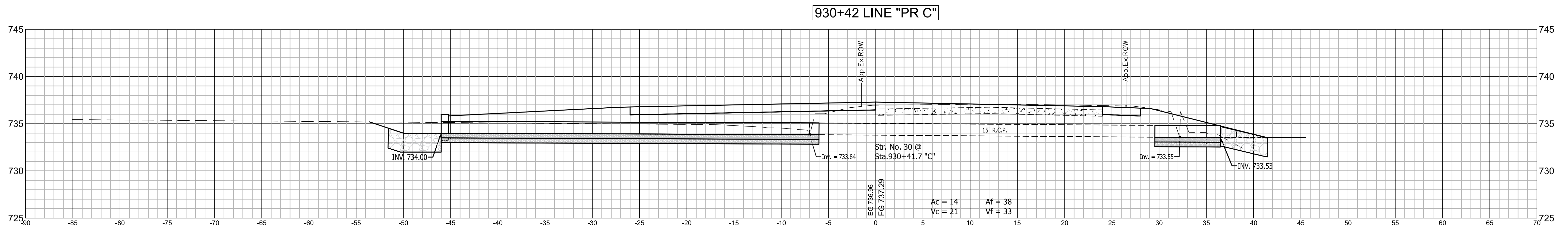
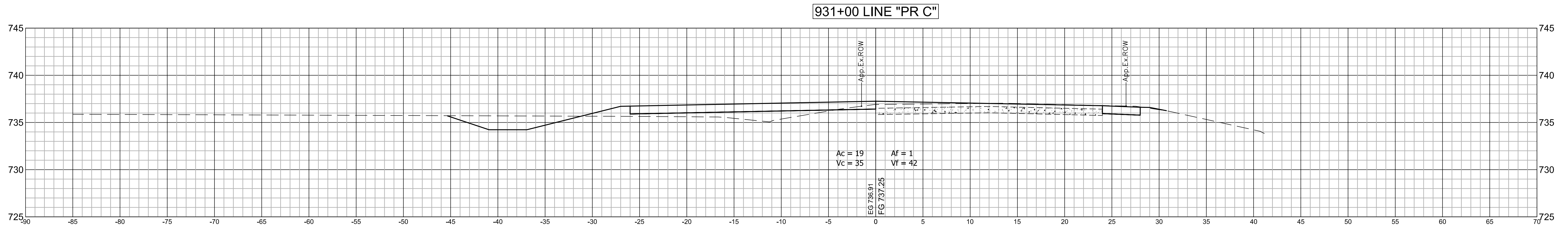


Stage 2 Plans

|                          |                 |
|--------------------------|-----------------|
| RECOMMENDED FOR APPROVAL |                 |
| DESIGNED: J.P.H.         | DRAWN: J.P.H.   |
| CHECKED: B.M.S./C.E.S.   | CHECKED: J.L.B. |

INDIANA DEPARTMENT OF TRANSPORTATION  
U.S. 231 - LINE "PR C"  
CROSS SECTIONS

|                             |                        |
|-----------------------------|------------------------|
| HORIZONTAL SCALE<br>1" = 5' | BRIDGE FILE<br>N/A     |
| VERTICAL SCALE<br>1" = 5'   | DESIGNATION<br>1700190 |
| SURVEY BOOK<br>N/A          | SHEETS<br>143 of 161   |
| CONTRACT<br>R-41623         | PROJECT<br>1700190     |



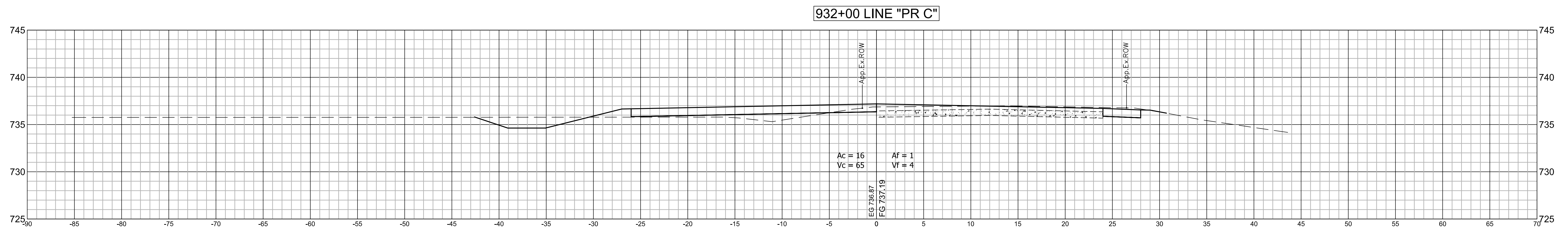
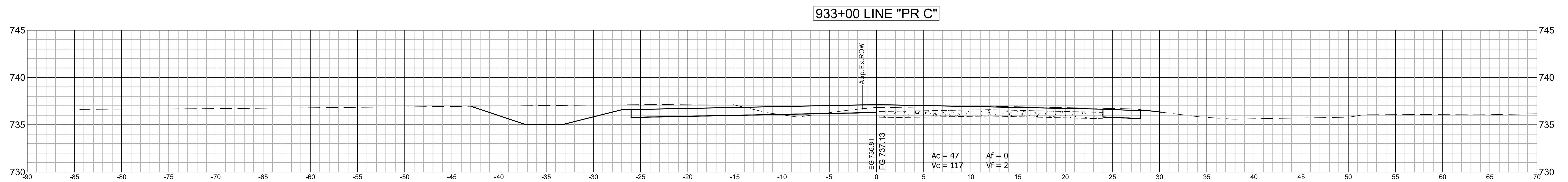
**Stage 2 Plans**

|                                |                 |
|--------------------------------|-----------------|
| RECOMMENDED FOR APPROVAL _____ |                 |
| DESIGNED: J.P.H.               | DRAWN: J.P.H.   |
| CHECKED: B.M.S./C.E.S.         | CHECKED: J.L.B. |

**INDIANA DEPARTMENT OF TRANSPORTATION**

**U.S. 231 - LINE "PR C" CROSS SECTIONS**

|                             |                        |
|-----------------------------|------------------------|
| HORIZONTAL SCALE<br>1" = 5' | BRIDGE FILE<br>N/A     |
| VERTICAL SCALE<br>1" = 5'   | DESIGNATION<br>1700190 |
| SURVEY BOOK<br>N/A          | SHEETS<br>144 of 161   |
| CONTRACT<br>R-41623         | PROJECT<br>1700190     |



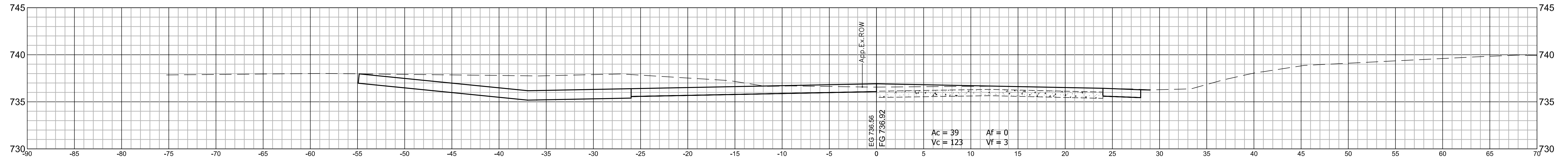
**Stage 2 Plans**

|                                |                 |
|--------------------------------|-----------------|
| RECOMMENDED FOR APPROVAL _____ |                 |
| DESIGNED: J.P.H.               | DRAWN: J.P.H.   |
| CHECKED: B.M.S./C.E.S.         | CHECKED: J.L.B. |

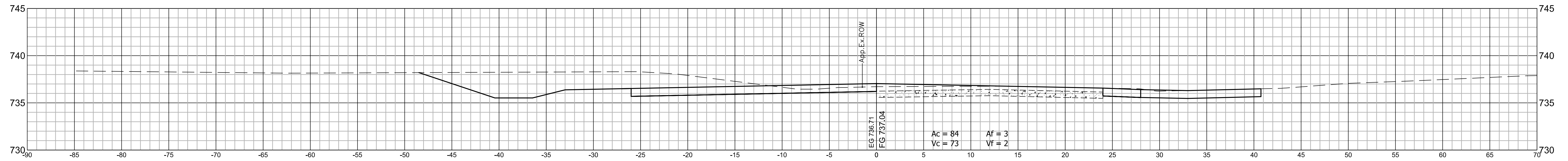
**INDIANA DEPARTMENT OF TRANSPORTATION**  
  
**U.S. 231 - LINE "PR C" CROSS SECTIONS**

|                             |                        |
|-----------------------------|------------------------|
| HORIZONTAL SCALE<br>1" = 5' | BRIDGE FILE<br>N/A     |
| VERTICAL SCALE<br>1" = 5'   | DESIGNATION<br>1700190 |
| SURVEY BOOK<br>N/A          | SHEETS<br>145 of 161   |
| CONTRACT<br>R-41623         | PROJECT<br>1700190     |

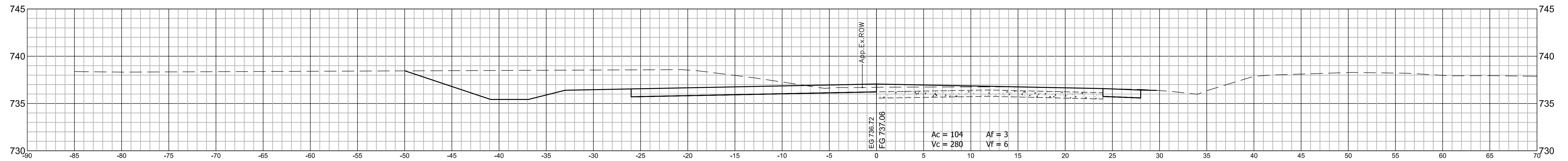
934+75 LINE "PR C"



934+21 LINE "PR C"



934+00 LINE "PR C"



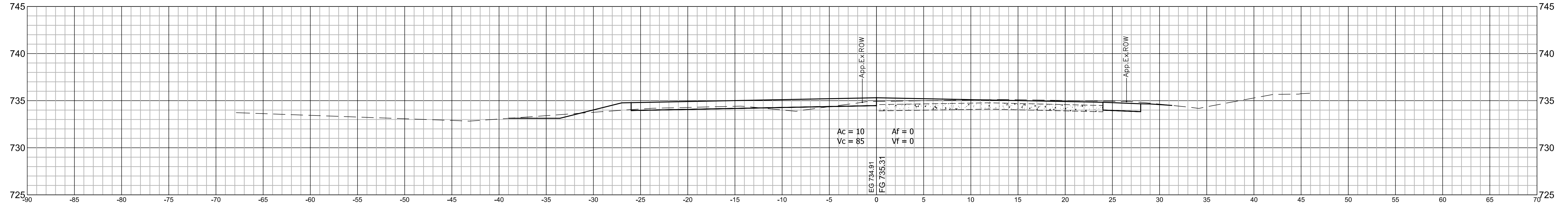
Stage 2 Plans

RECOMMENDED FOR APPROVAL \_\_\_\_\_  
 DESIGN ENGINEER \_\_\_\_\_ DATE \_\_\_\_\_  
 DESIGNED: J.P.H. DRAWN: J.P.H.  
 CHECKED: B.M.S./C.E.S. CHECKED: J.L.B.

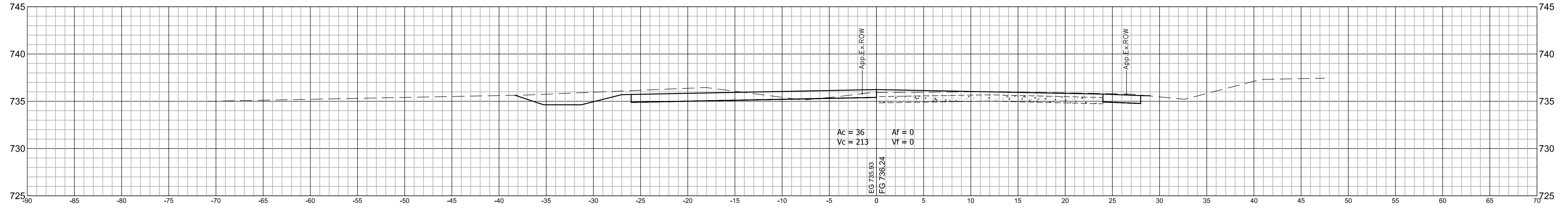
INDIANA DEPARTMENT OF TRANSPORTATION  
 U.S. 231 - LINE "PR C"  
 CROSS SECTIONS

|                             |                        |
|-----------------------------|------------------------|
| HORIZONTAL SCALE<br>1" = 5' | BRIDGE FILE<br>N/A     |
| VERTICAL SCALE<br>1" = 5'   | DESIGNATION<br>1700190 |
| SURVEY BOOK<br>N/A          | SHEETS<br>146 of 161   |
| CONTRACT<br>R-41623         | PROJECT<br>1700190     |

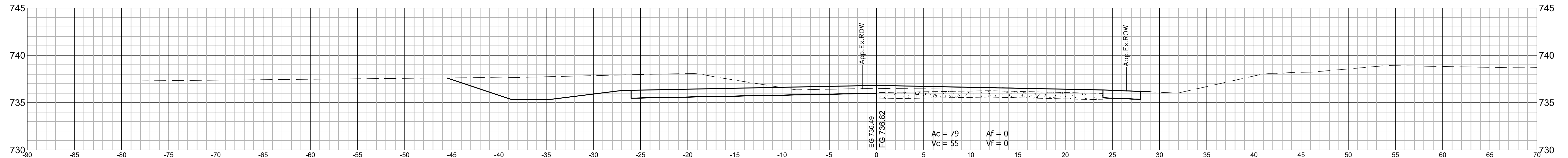
937+00 LINE "PR C"



936+00 LINE "PR C"



935+00 LINE "PR C"



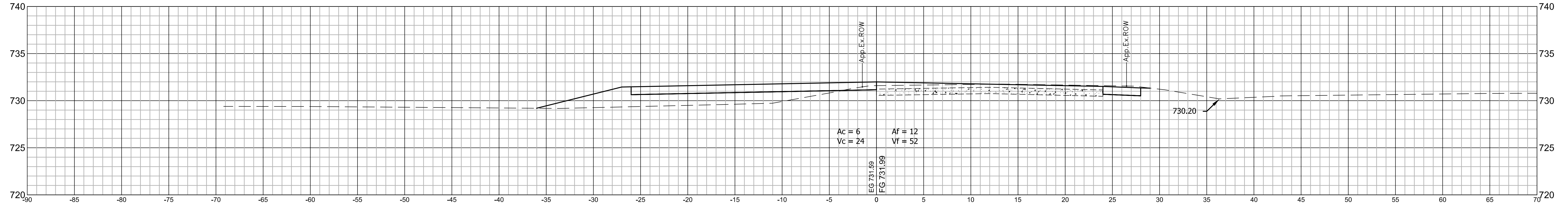
Stage 2 Plans

|                          |               |                 |        |      |  |
|--------------------------|---------------|-----------------|--------|------|--|
| RECOMMENDED FOR APPROVAL |               | DESIGN ENGINEER |        | DATE |  |
| DESIGNED:                | J.P.H.        | DRAWN:          | J.P.H. |      |  |
| CHECKED:                 | B.M.S./C.E.S. | CHECKED:        | J.L.B. |      |  |

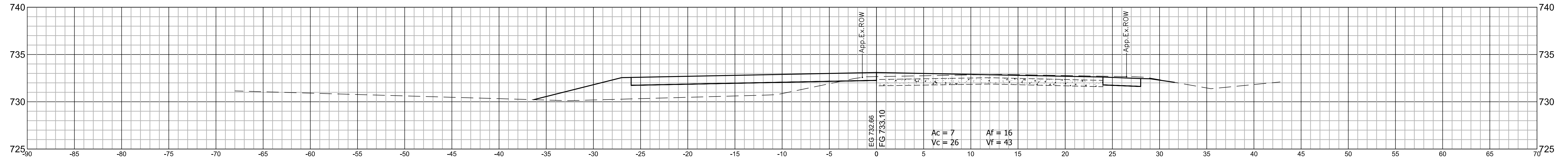
INDIANA DEPARTMENT OF TRANSPORTATION  
U.S. 231 - LINE "PR C"  
CROSS SECTIONS

|                  |             |
|------------------|-------------|
| HORIZONTAL SCALE | BRIDGE FILE |
| 1" = 5'          | N/A         |
| VERTICAL SCALE   | DESIGNATION |
| 1" = 5'          | 1700190     |
| SURVEY BOOK      | SHEETS      |
| N/A              | 147 of 161  |
| CONTRACT         | PROJECT     |
| R-41623          | 1700190     |

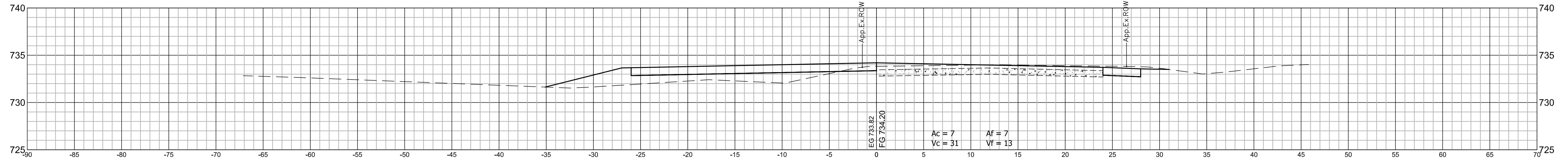
940+00 LINE "PR C"



939+00 LINE "PR C"



938+00 LINE "PR C"



Stage 2 Plans

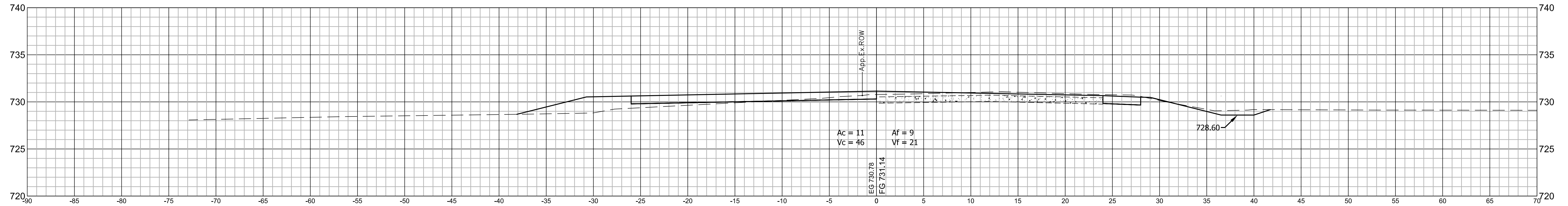
|                          |                 |
|--------------------------|-----------------|
| RECOMMENDED FOR APPROVAL |                 |
| DESIGNED: J.P.H.         | DRAWN: J.P.H.   |
| CHECKED: B.M.S./C.E.S.   | CHECKED: J.L.B. |

INDIANA DEPARTMENT OF TRANSPORTATION

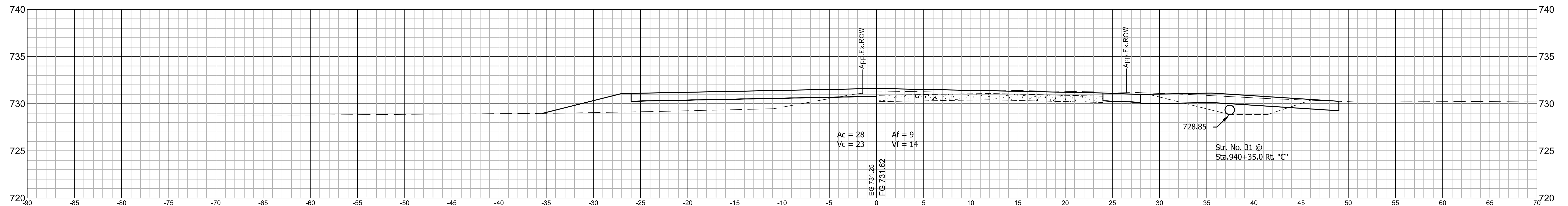
U.S. 231 - LINE "PR C" CROSS SECTIONS

|                  |             |
|------------------|-------------|
| HORIZONTAL SCALE | BRIDGE FILE |
| 1" = 5'          | N/A         |
| VERTICAL SCALE   | DESIGNATION |
| 1" = 5'          | 1700190     |
| SURVEY BOOK      | SHEETS      |
| N/A              | 148 of 161  |
| CONTRACT         | PROJECT     |
| R-41623          | 1700190     |

941+00 LINE "PR C"



940+36 LINE "PR C"



Stage 2 Plans

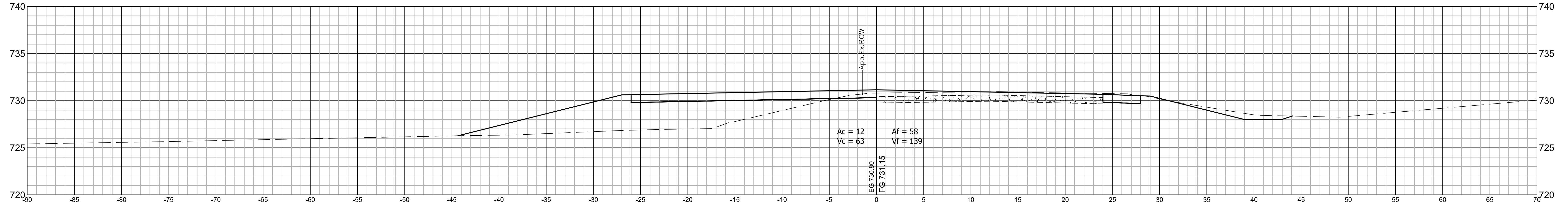
|                          |                 |      |
|--------------------------|-----------------|------|
| RECOMMENDED FOR APPROVAL | DESIGN ENGINEER | DATE |
| DESIGNED: J.P.H.         | DRAWN: J.P.H.   |      |
| CHECKED: B.M.S./C.E.S.   | CHECKED: J.L.B. |      |

INDIANA DEPARTMENT OF TRANSPORTATION

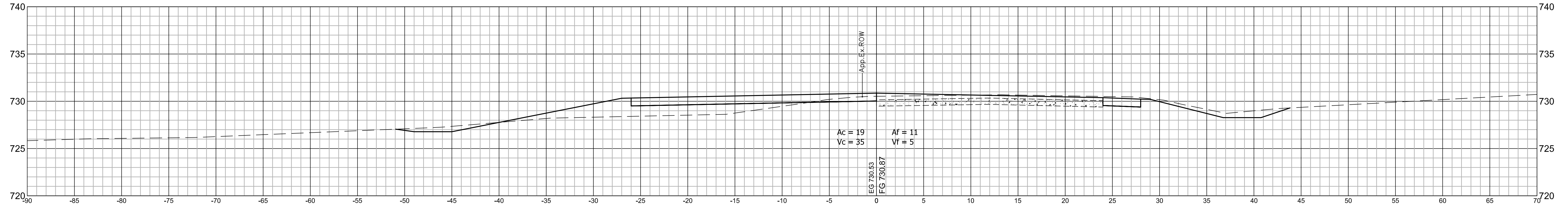
U.S. 231 - LINE "PR C" CROSS SECTIONS

|                  |             |
|------------------|-------------|
| HORIZONTAL SCALE | BRIDGE FILE |
| 1" = 5'          | N/A         |
| VERTICAL SCALE   | DESIGNATION |
| 1" = 5'          | 1700190     |
| SURVEY BOOK      | SHEETS      |
| N/A              | 149 of 161  |
| CONTRACT         | PROJECT     |
| R-41623          | 1700190     |

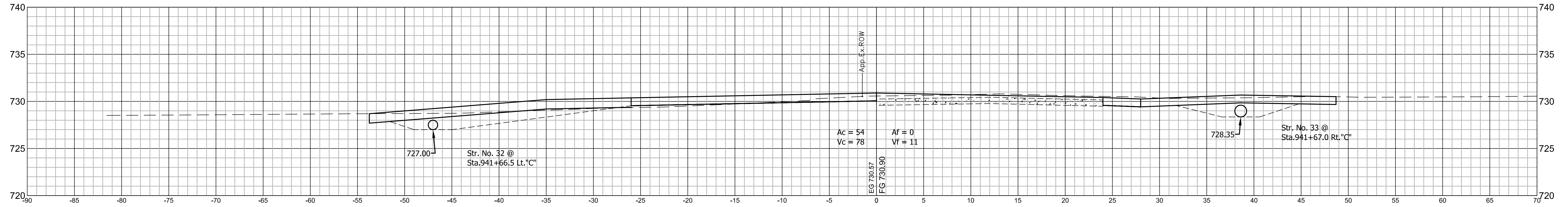
943+00 LINE "PR C"



941+91 LINE "PR C"



941+65 LINE "PR C"



Stage 2 Plans

|                          |                 |                 |      |
|--------------------------|-----------------|-----------------|------|
| RECOMMENDED FOR APPROVAL |                 | DESIGN ENGINEER | DATE |
| DESIGNED: J.P.H.         | DRAWN: J.P.H.   |                 |      |
| CHECKED: B.M.S./C.E.S.   | CHECKED: J.L.B. |                 |      |

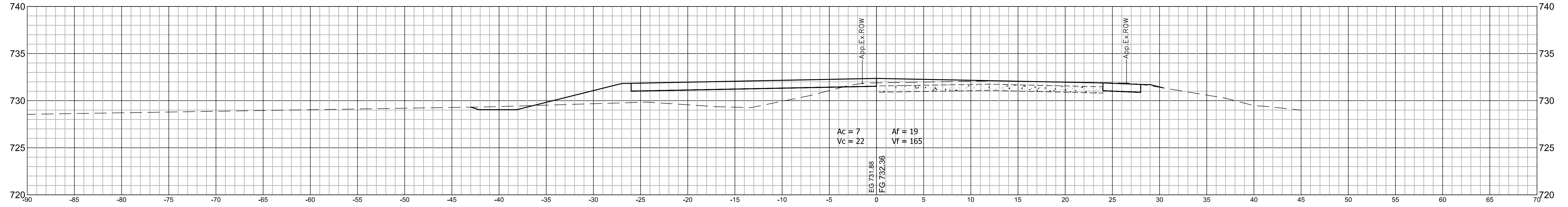
INDIANA DEPARTMENT OF TRANSPORTATION

U.S. 231 - LINE "PR C" CROSS SECTIONS

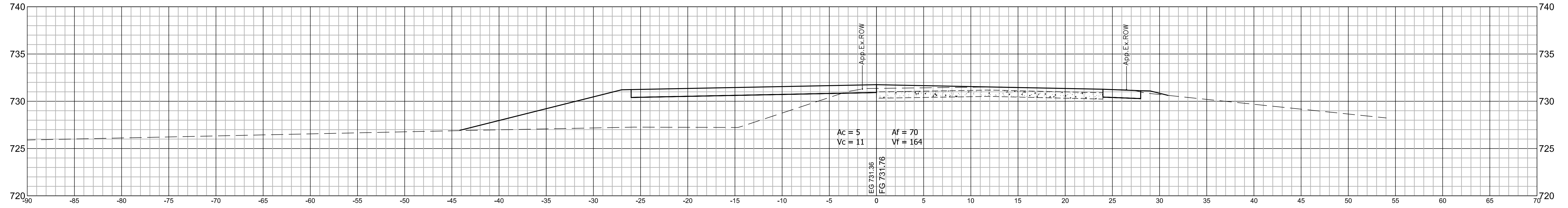
|                  |             |
|------------------|-------------|
| HORIZONTAL SCALE | BRIDGE FILE |
| 1" = 5'          | N/A         |
| VERTICAL SCALE   | DESIGNATION |
| 1" = 5'          | 1700190     |
| SURVEY BOOK      | SHEETS      |
| N/A              | 150 of 161  |
| CONTRACT         | PROJECT     |
| R-41623          | 1700190     |



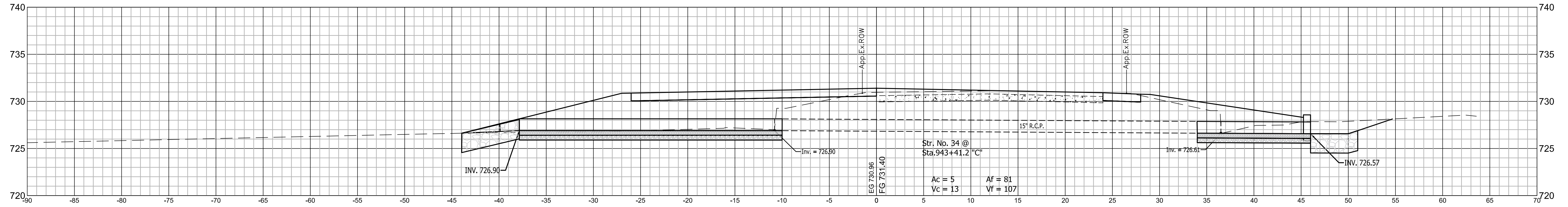
945+00 LINE "PR C"



944+00 LINE "PR C"



943+41.50 LINE "PR C"



Stage 2 Plans

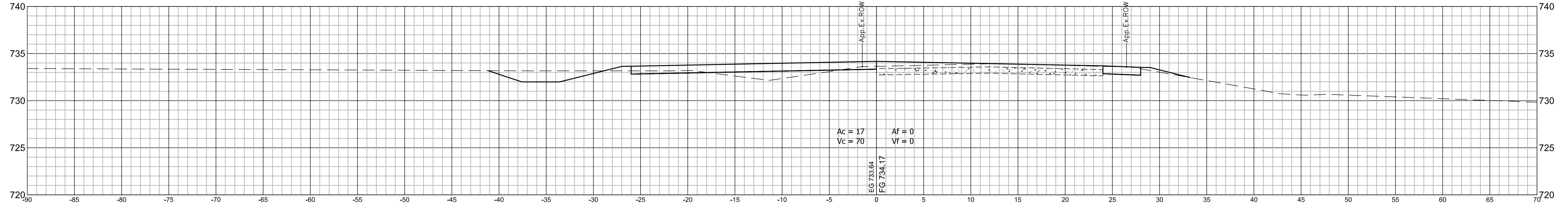
|                          |                 |      |
|--------------------------|-----------------|------|
| RECOMMENDED FOR APPROVAL | DESIGN ENGINEER | DATE |
| DESIGNED: J.P.H.         | DRAWN: J.P.H.   |      |
| CHECKED: B.M.S./C.E.S.   | CHECKED: J.L.B. |      |

INDIANA DEPARTMENT OF TRANSPORTATION

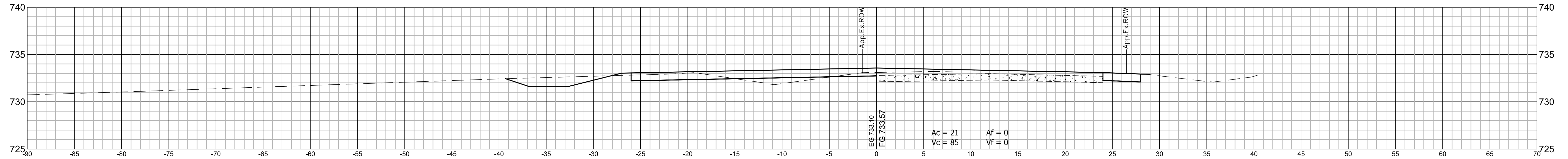
U.S. 231 - LINE "PR C" CROSS SECTIONS

|                  |             |
|------------------|-------------|
| HORIZONTAL SCALE | BRIDGE FILE |
| 1" = 5'          | N/A         |
| VERTICAL SCALE   | DESIGNATION |
| 1" = 5'          | 1700190     |
| SURVEY BOOK      | SHEETS      |
| N/A              | 151 of 161  |
| CONTRACT         | PROJECT     |
| R-41623          | 1700190     |

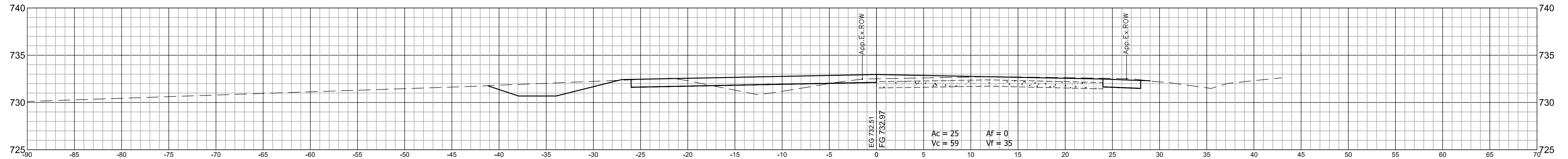
948+00 LINE "PR C"



947+00 LINE "PR C"



946+00 LINE "PR C"

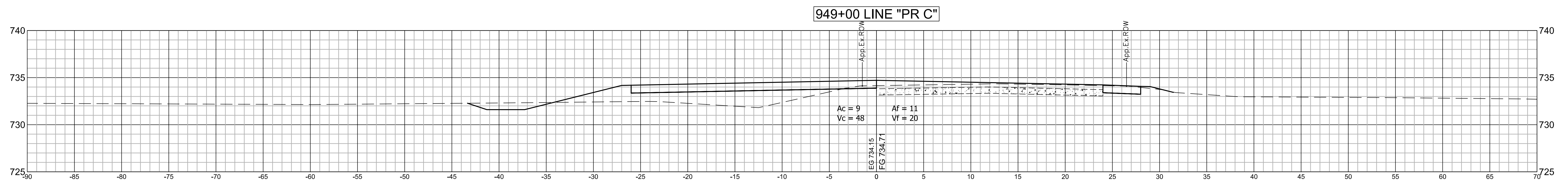
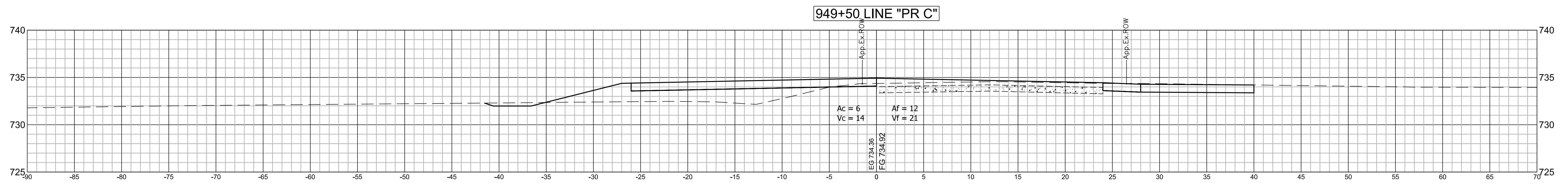


Stage 2 Plans

|                          |                 |                 |      |
|--------------------------|-----------------|-----------------|------|
| RECOMMENDED FOR APPROVAL |                 | DESIGN ENGINEER | DATE |
| DESIGNED: J.P.H.         | DRAWN: J.P.H.   |                 |      |
| CHECKED: B.M.S./C.E.S.   | CHECKED: J.L.B. |                 |      |

INDIANA DEPARTMENT OF TRANSPORTATION  
U.S. 231 - LINE "PR C"  
CROSS SECTIONS

|                             |                        |
|-----------------------------|------------------------|
| HORIZONTAL SCALE<br>1" = 5' | BRIDGE FILE<br>N/A     |
| VERTICAL SCALE<br>1" = 5'   | DESIGNATION<br>1700190 |
| SURVEY BOOK<br>N/A          | SHEETS<br>152 of 161   |
| CONTRACT<br>R-41623         | PROJECT<br>1700190     |



**Stage 2 Plans**

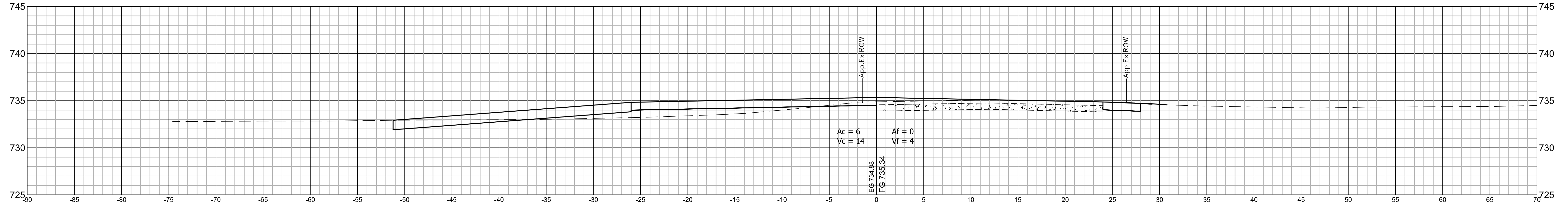
|                          |                 |
|--------------------------|-----------------|
| RECOMMENDED FOR APPROVAL |                 |
| DESIGN ENGINEER          | DATE            |
| DESIGNED: J.P.H.         | DRAWN: J.P.H.   |
| CHECKED: B.M.S./C.E.S.   | CHECKED: J.L.B. |

**INDIANA DEPARTMENT OF TRANSPORTATION**

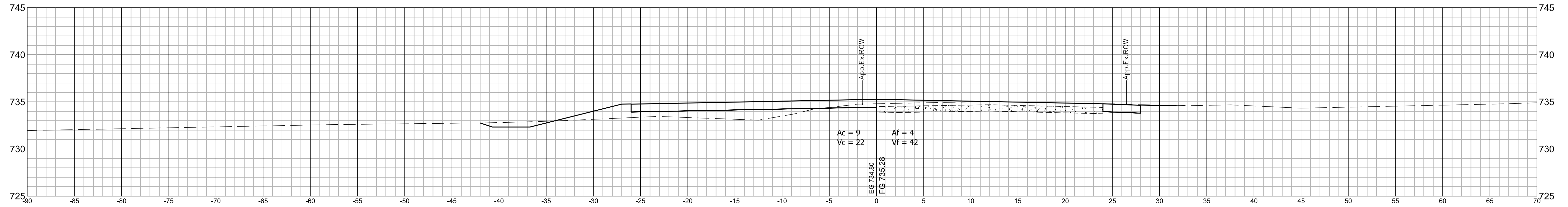
**U.S. 231 - LINE "PR C" CROSS SECTIONS**

|                             |                        |
|-----------------------------|------------------------|
| HORIZONTAL SCALE<br>1" = 5' | BRIDGE FILE<br>N/A     |
| VERTICAL SCALE<br>1" = 5'   | DESIGNATION<br>1700190 |
| SURVEY BOOK<br>N/A          | SHEETS<br>153 of 161   |
| CONTRACT<br>R-41623         | PROJECT<br>1700190     |

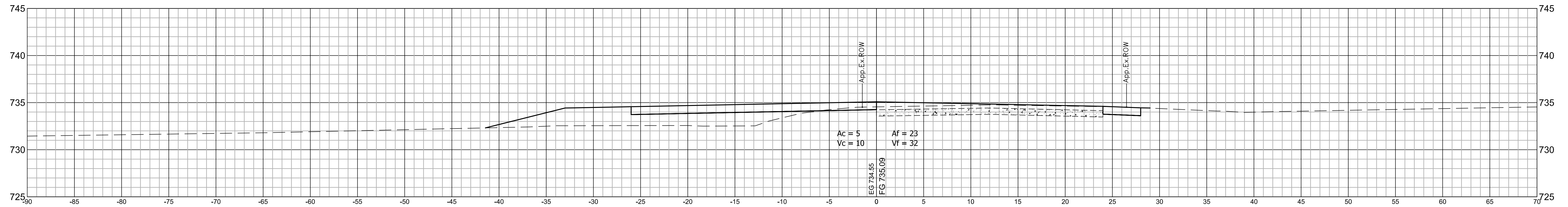
951+35 LINE "PR C"



950+83 LINE "PR C"



950+00 LINE "PR C"



Stage 2 Plans

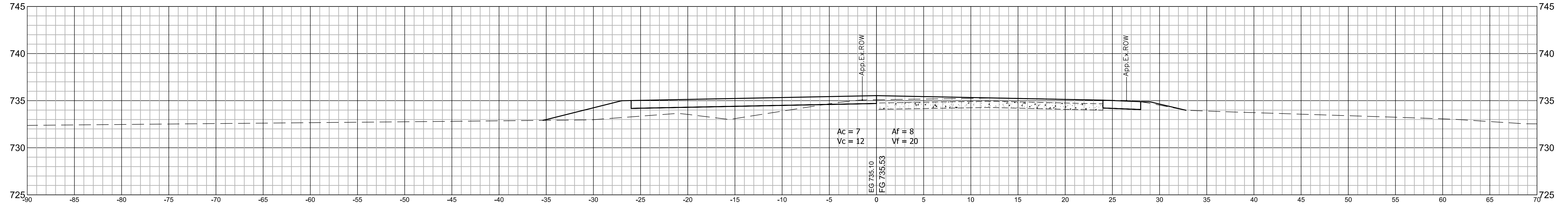
|                          |                 |                 |      |
|--------------------------|-----------------|-----------------|------|
| RECOMMENDED FOR APPROVAL |                 | DESIGN ENGINEER | DATE |
| DESIGNED: J.P.H.         | DRAWN: J.P.H.   |                 |      |
| CHECKED: B.M.S./C.E.S.   | CHECKED: J.L.B. |                 |      |

INDIANA DEPARTMENT OF TRANSPORTATION

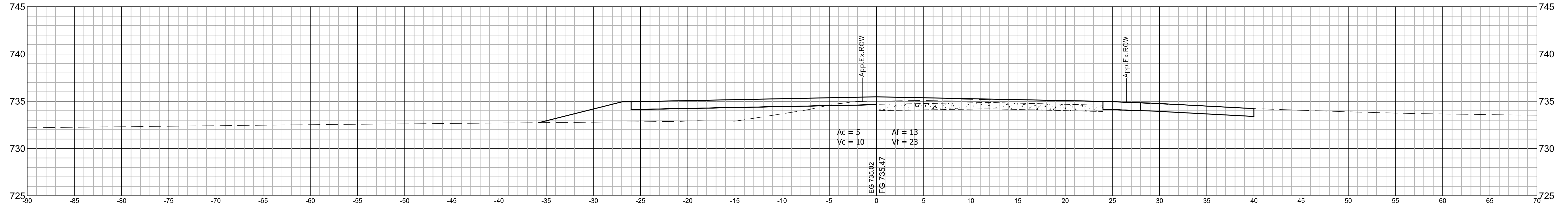
U.S. 231 - LINE "PR C" CROSS SECTIONS

|                  |             |
|------------------|-------------|
| HORIZONTAL SCALE | BRIDGE FILE |
| 1" = 5'          | N/A         |
| VERTICAL SCALE   | DESIGNATION |
| 1" = 5'          | 1700190     |
| SURVEY BOOK      | SHEETS      |
| N/A              | 154 of 161  |
| CONTRACT         | PROJECT     |
| R-41623          | 1700190     |

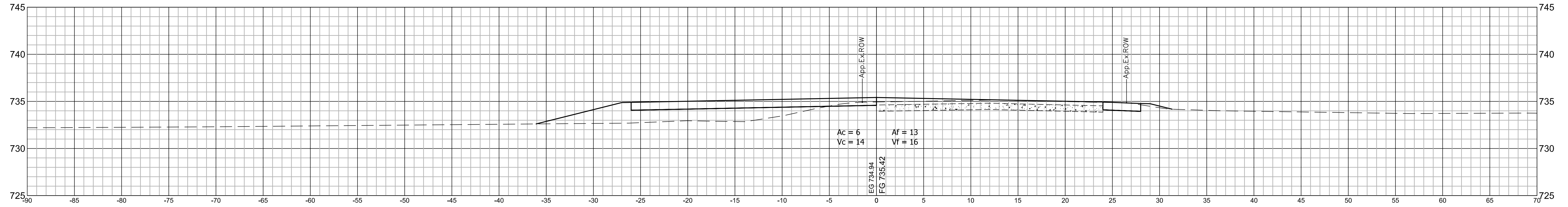
953+00 LINE "PR C"



952+48 LINE "PR C"



952+00 LINE "PR C"



Stage 2 Plans

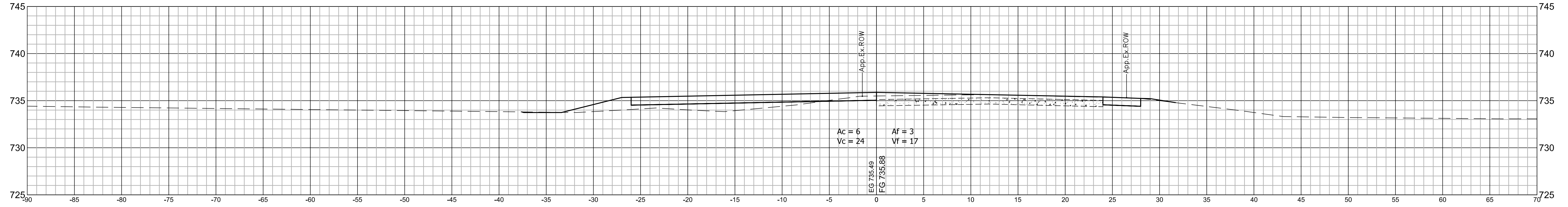
|                          |                 |
|--------------------------|-----------------|
| RECOMMENDED FOR APPROVAL |                 |
| DESIGNED: J.P.H.         | DRAWN: J.P.H.   |
| CHECKED: B.M.S./C.E.S.   | CHECKED: J.L.B. |

INDIANA DEPARTMENT OF TRANSPORTATION

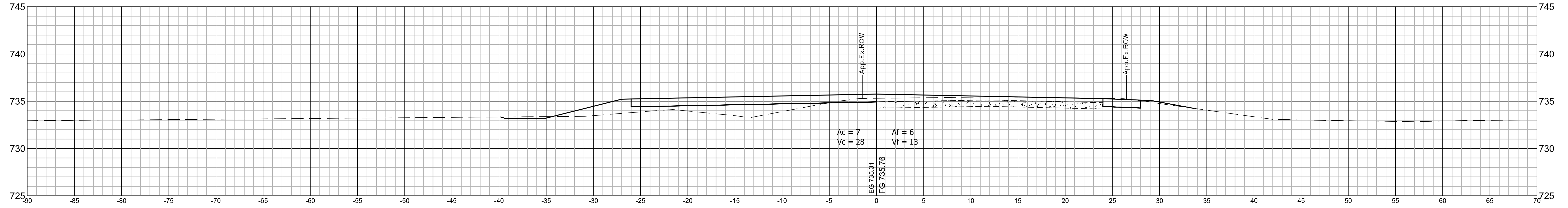
U.S. 231 - LINE "PR C"  
CROSS SECTIONS

|                             |                        |
|-----------------------------|------------------------|
| HORIZONTAL SCALE<br>1" = 5' | BRIDGE FILE<br>N/A     |
| VERTICAL SCALE<br>1" = 5'   | DESIGNATION<br>1700190 |
| SURVEY BOOK<br>N/A          | SHEETS<br>155 of 161   |
| CONTRACT<br>R-41623         | PROJECT<br>1700190     |

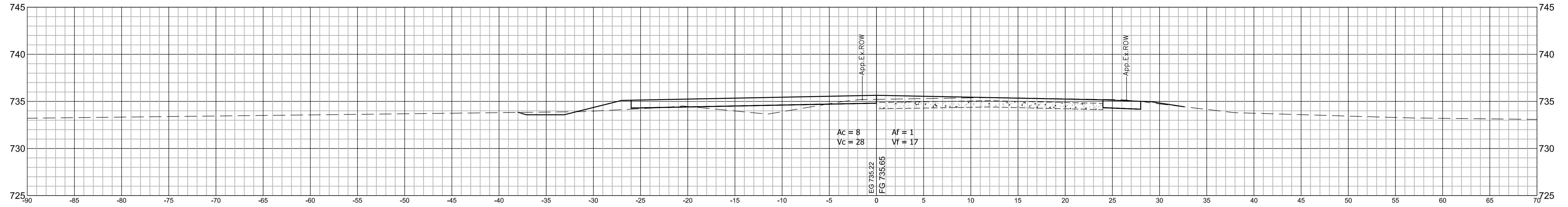
956+00 LINE "PR C"



955+00 LINE "PR C"



954+00 LINE "PR C"



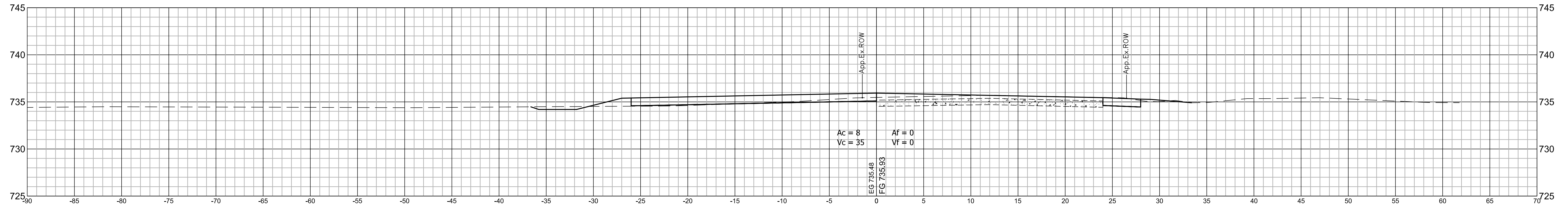
Stage 2 Plans

|                          |                 |
|--------------------------|-----------------|
| RECOMMENDED FOR APPROVAL |                 |
| DESIGNED: J.P.H.         | DRAWN: J.P.H.   |
| CHECKED: B.M.S./C.E.S.   | CHECKED: J.L.B. |

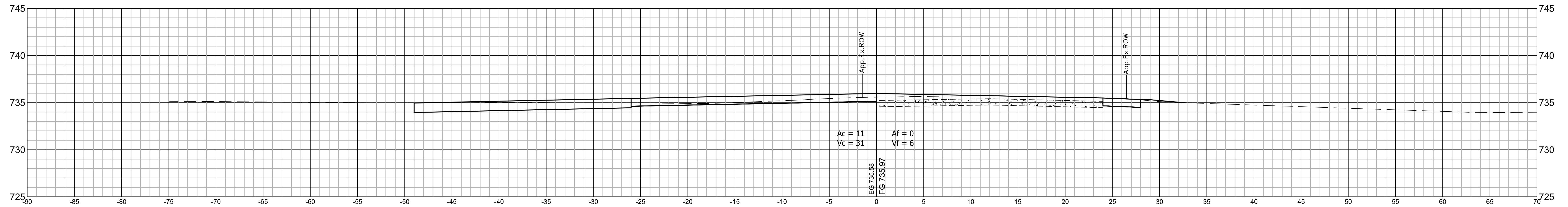
INDIANA DEPARTMENT OF TRANSPORTATION  
U.S. 231 - LINE "PR C"  
CROSS SECTIONS

|                             |                        |
|-----------------------------|------------------------|
| HORIZONTAL SCALE<br>1" = 5' | BRIDGE FILE<br>N/A     |
| VERTICAL SCALE<br>1" = 5'   | DESIGNATION<br>1700190 |
| SURVEY BOOK<br>N/A          | SHEETS<br>156 of 161   |
| CONTRACT<br>R-41623         | PROJECT<br>1700190     |

958+00 LINE "PR C"



957+00 LINE "PR C"

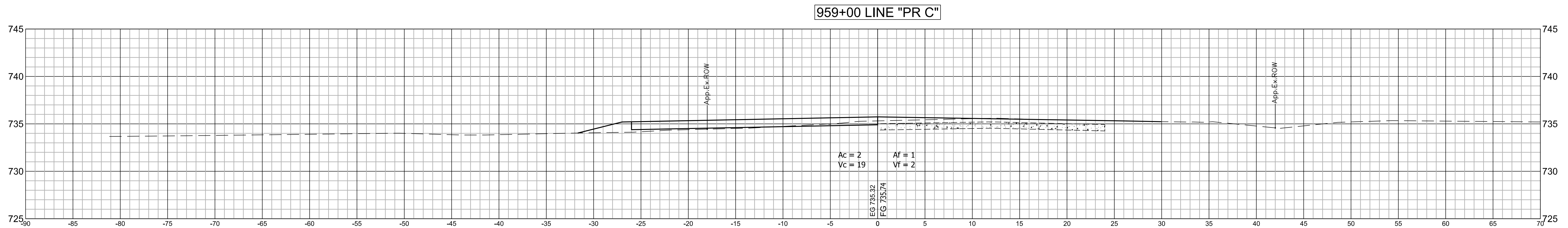
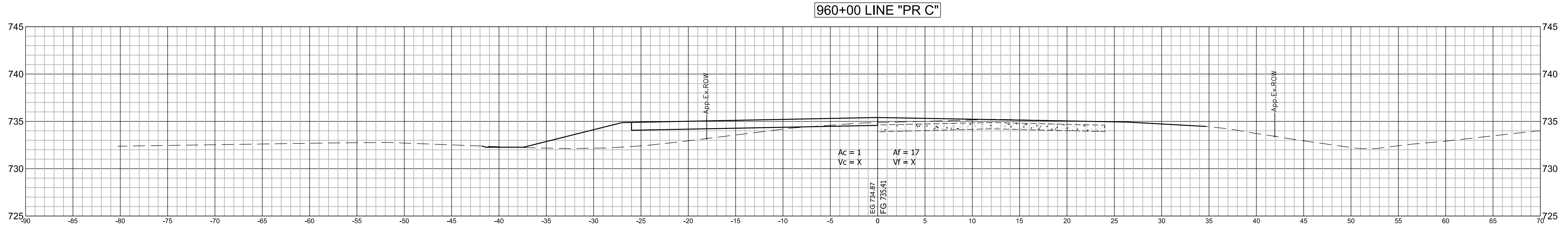
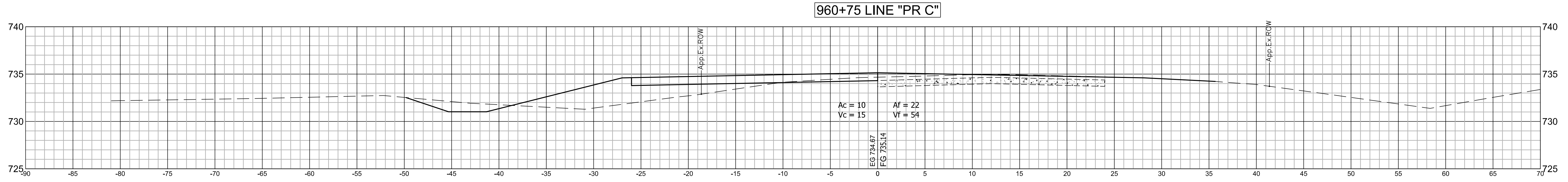


Stage 2 Plans

|                          |               |                 |        |
|--------------------------|---------------|-----------------|--------|
| RECOMMENDED FOR APPROVAL |               | DESIGN ENGINEER | DATE   |
| DESIGNED:                | J.P.H.        | DRAWN:          | J.P.H. |
| CHECKED:                 | B.M.S./C.E.S. | CHECKED:        | J.L.B. |

INDIANA DEPARTMENT OF TRANSPORTATION  
U.S. 231 - LINE "PR C"  
CROSS SECTIONS

|                  |             |
|------------------|-------------|
| HORIZONTAL SCALE | BRIDGE FILE |
| 1" = 5'          | N/A         |
| VERTICAL SCALE   | DESIGNATION |
| 1" = 5'          | 1700190     |
| SURVEY BOOK      | SHEETS      |
| N/A              | 157 of 161  |
| CONTRACT         | PROJECT     |
| R-41623          | 1700190     |



**Stage 2 Plans**

|                                |                 |
|--------------------------------|-----------------|
| RECOMMENDED FOR APPROVAL _____ |                 |
| DESIGNED: J.P.H.               | DRAWN: J.P.H.   |
| CHECKED: B.M.S./C.E.S.         | CHECKED: J.L.B. |

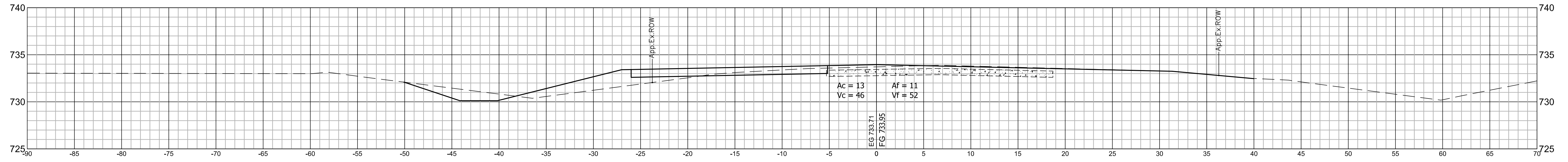
**INDIANA DEPARTMENT OF TRANSPORTATION**

**U.S. 231 - LINE "PR C" CROSS SECTIONS**

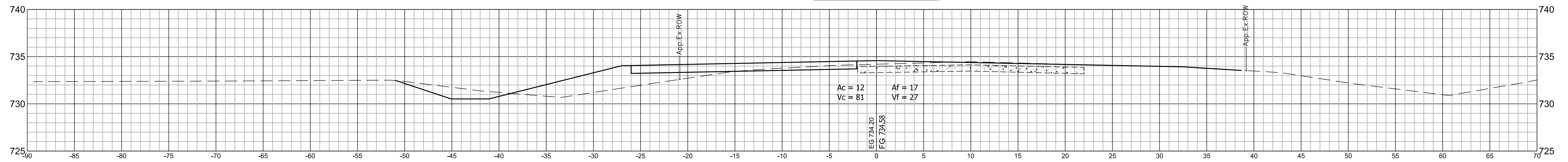
|                             |                        |
|-----------------------------|------------------------|
| HORIZONTAL SCALE<br>1" = 5' | BRIDGE FILE<br>N/A     |
| VERTICAL SCALE<br>1" = 5'   | DESIGNATION<br>1700190 |
| SURVEY BOOK<br>N/A          | SHEETS<br>158 of 161   |
| CONTRACT<br>R-41623         | PROJECT<br>1700190     |



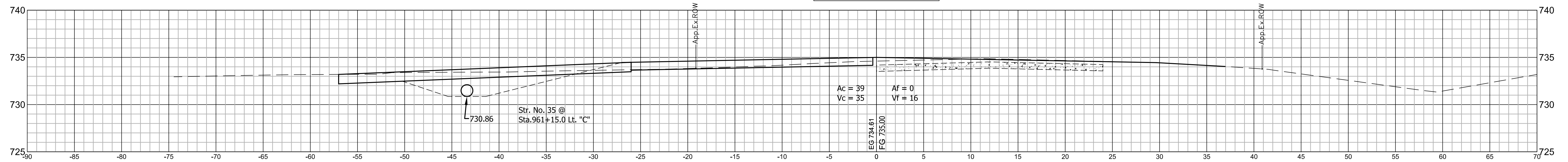
963+00 LINE "PR C"



962+00 LINE "PR C"



961+14 LINE "PR C"



Stage 2 Plans

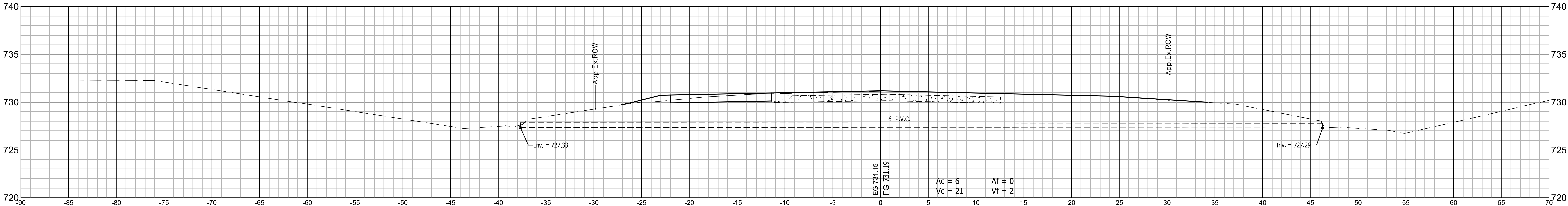
|                          |               |                 |        |      |  |
|--------------------------|---------------|-----------------|--------|------|--|
| RECOMMENDED FOR APPROVAL |               | DESIGN ENGINEER |        | DATE |  |
| DESIGNED:                | J.P.H.        | DRAWN:          | J.P.H. |      |  |
| CHECKED:                 | B.M.S./C.E.S. | CHECKED:        | J.L.B. |      |  |

INDIANA DEPARTMENT OF TRANSPORTATION

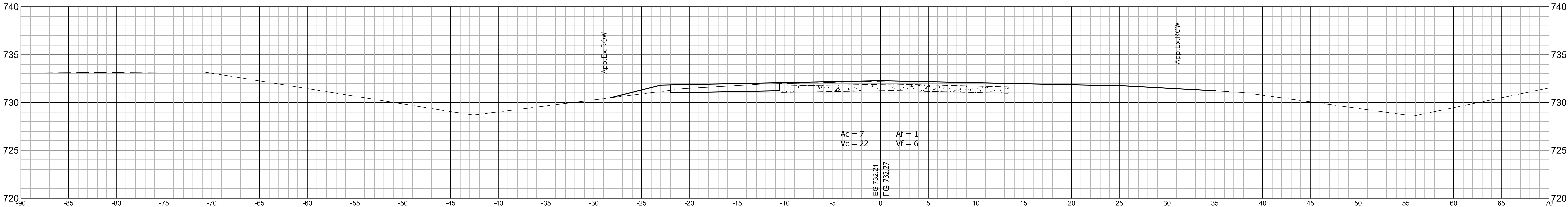
U.S. 231 - LINE "PR C" CROSS SECTIONS

|                  |             |
|------------------|-------------|
| HORIZONTAL SCALE | BRIDGE FILE |
| 1" = 5'          | N/A         |
| VERTICAL SCALE   | DESIGNATION |
| 1" = 5'          | 1700190     |
| SURVEY BOOK      | SHEETS      |
| N/A              | 159 of 161  |
| CONTRACT         | PROJECT     |
| R-41623          | 1700190     |

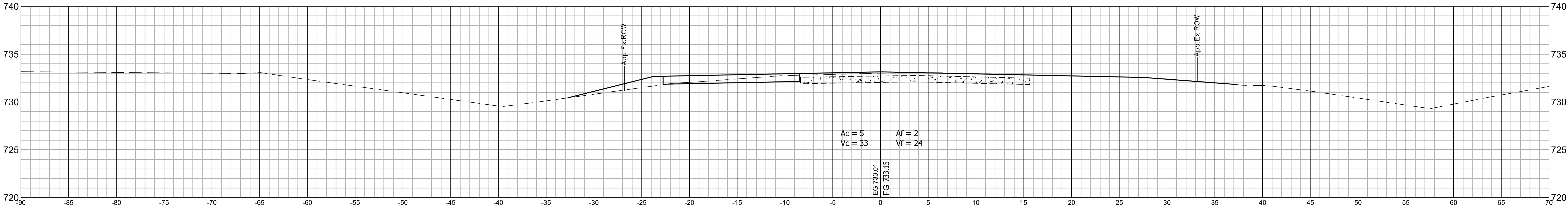
965+88.50 LINE "PR C"



965+00 LINE "PR C"



964+00 LINE "PR C"



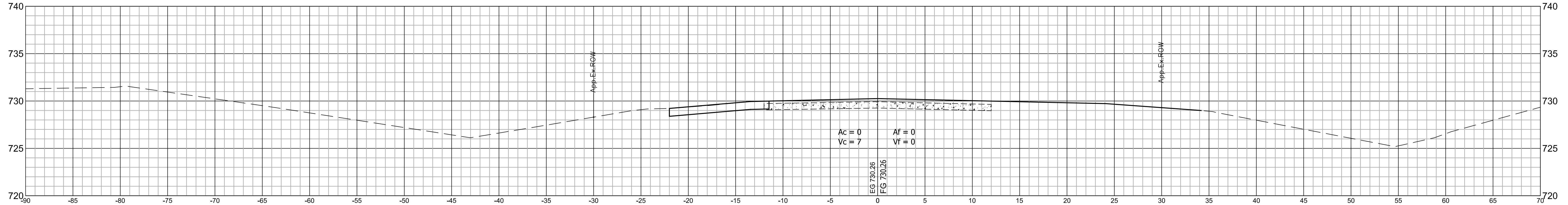
Stage 2 Plans

|                          |                 |                 |      |
|--------------------------|-----------------|-----------------|------|
| RECOMMENDED FOR APPROVAL |                 | DESIGN ENGINEER | DATE |
| DESIGNED: J.P.H.         | DRAWN: J.P.H.   |                 |      |
| CHECKED: B.M.S./C.E.S.   | CHECKED: J.L.B. |                 |      |

INDIANA DEPARTMENT OF TRANSPORTATION  
U.S. 231 - LINE "PR C"  
CROSS SECTIONS

|                             |                        |
|-----------------------------|------------------------|
| HORIZONTAL SCALE<br>1" = 5' | BRIDGE FILE<br>N/A     |
| VERTICAL SCALE<br>1" = 5'   | DESIGNATION<br>1700190 |
| SURVEY BOOK<br>N/A          | SHEETS<br>160 of 161   |
| CONTRACT<br>R-41623         | PROJECT<br>1700190     |

966+50.40 LINE "PR C"



Stage 2 Plans

|                                |                 |                       |  |            |  |
|--------------------------------|-----------------|-----------------------|--|------------|--|
| RECOMMENDED FOR APPROVAL _____ |                 | DESIGN ENGINEER _____ |  | DATE _____ |  |
| DESIGNED: J.P.H.               | DRAWN: J.P.H.   |                       |  |            |  |
| CHECKED: B.M.S./C.E.S.         | CHECKED: J.L.B. |                       |  |            |  |

INDIANA DEPARTMENT OF TRANSPORTATION

U.S. 231 - LINE "PR C" CROSS SECTIONS

|                  |             |        |
|------------------|-------------|--------|
| HORIZONTAL SCALE | BRIDGE FILE |        |
| 1" = 5'          | N/A         |        |
| VERTICAL SCALE   | DESIGNATION |        |
| 1" = 5'          | 1700190     |        |
| SURVEY BOOK      | SHEETS      |        |
| N/A              | 161         | of 161 |
| CONTRACT         | PROJECT     |        |
| R-41623          | 1700190     |        |