



What is Weatherization?

The Weatherization Assistance Program (WAP) offers clients a long-lasting solution to reduce their utility bills by making their homes healthier and more energy efficient. Weatherization is the process of protecting your home from the elements, such as wind, sunlight, and rain. WAP makes renovations to decrease energy use and lower utility bills for Hoosiers across the state.

Why Should I Weatherize My Home?

Residents who weatherize their homes typically end up with lower utility bills. The program improves health and safety by removing any energy-related hazards. These improvements add up over time and can be very beneficial for reducing energy use. Improving your energy efficiency can also improve the comfort of your home, your quality of life, and improve our environment.

Easy Tips to Save Energy

- Seal any seams, openings, or cracks that lead outside with caulk. This is one of the quickest and highest energy saving techniques to do.
- Install insulation in your walls and ceilings, especially in attics and unfinished areas of the house. This will trap heat inside during the winter and trap cool air inside during the summer.
- Change out old lightbulbs to LED or CFL bulbs. These last longer and operate with less energy consumption.
- Insulate and repair any water pipes or ductwork to ensure they operate efficiently and effectively.
- Check your furnace filter monthly. If it is dirty, replace it.



WEATHERIZATION ASSISTANCE PROGRAM (WAP)



How do I apply? Who do I contact and what kind of documentation will I need?

Please contact your local service provider and tell them you are interested in the Weatherization Assistance Program. To find your local service provider, call 2-1-1.

Documents needed to apply include:

- Completed Application
- Proof of Homeownership or Rental Agreement (lease)
- Proof of Income
- Social Security Card
- Photo ID
- Utility Bills

How do I know if I am eligible for it?

The Weatherization Assistance Program applies to households whose income is below 200 percent of the federal poverty level. If you are eligible and enrolled in the Energy Assistance Program (EAP), you are considered eligible for the Weatherization program. To find out if you are eligible, call 2-1-1 and they will refer you to your local service provider.

Exceptions to Weatherization






If your home has been weatherized before, depending on which program was used, you may not be considered eligible for the Weatherization Assistance Program. Please contact your local service provider to determine your eligibility.

What is the weatherization process like?

Weatherization may include:

- An energy audit to see what should be done to help your home use less energy
- Changing a building to reduce energy use, such as caulking and sealing cracks
- Making homes more energy efficient, including changing light bulbs and insulating pipes
- Education about potential household hazards such as carbon monoxide, mold & moisture, fire, indoor air pollutants, lead paint and radon

A few steps in the weatherization process, include:

-  1. Apply and enroll in the Weatherization Assistance Program through your local service provider.
-  2. An energy audit will be done, and the results will guide what kind of work will be done.
-  3. Contractors "or agency employees" will perform the improvements which may include sealing cracks, insulation, and HVAC repairs. Work is done at no cost to the client.
-  4. A final audit will be done to ensure that everything is working in proper order.
-  5. You must maintain the improvements to keep your home in working order. A one year warranty is offered on weatherization work.

What happens after weatherization is completed?

After your home has been weatherized, you will need to keep the improvements in proper condition and check for areas needing maintenance.

You may also receive free education sessions provided by local service providers and contractors. This information will provide more ideas on how to save energy, and may teach you how to see if other parts of your home could be further updated or upgraded.

Other Programs

LIHEAP

The Low Income Household Energy Assistance Program (EAP), assists low-income families with the high costs of their home energy. EAP also provides assistance during emergency situations. To find your local service provider, call 2-1-1.

Utility Providers' Weatherization Programs

Some utility companies may provide some weatherization services to their customers. Contact your utility provider to see if these services are offered.

Individual Development Account (IDA) Program

IDAs are special matched savings accounts in which individuals will be matched on their savings at a minimum of 3:1 for qualifying asset purchases such as a home, owner-occupied repair, small-business, vehicle purchase and/or education expenses. Please contact IHEDA to learn more about the program and to see if you are eligible.