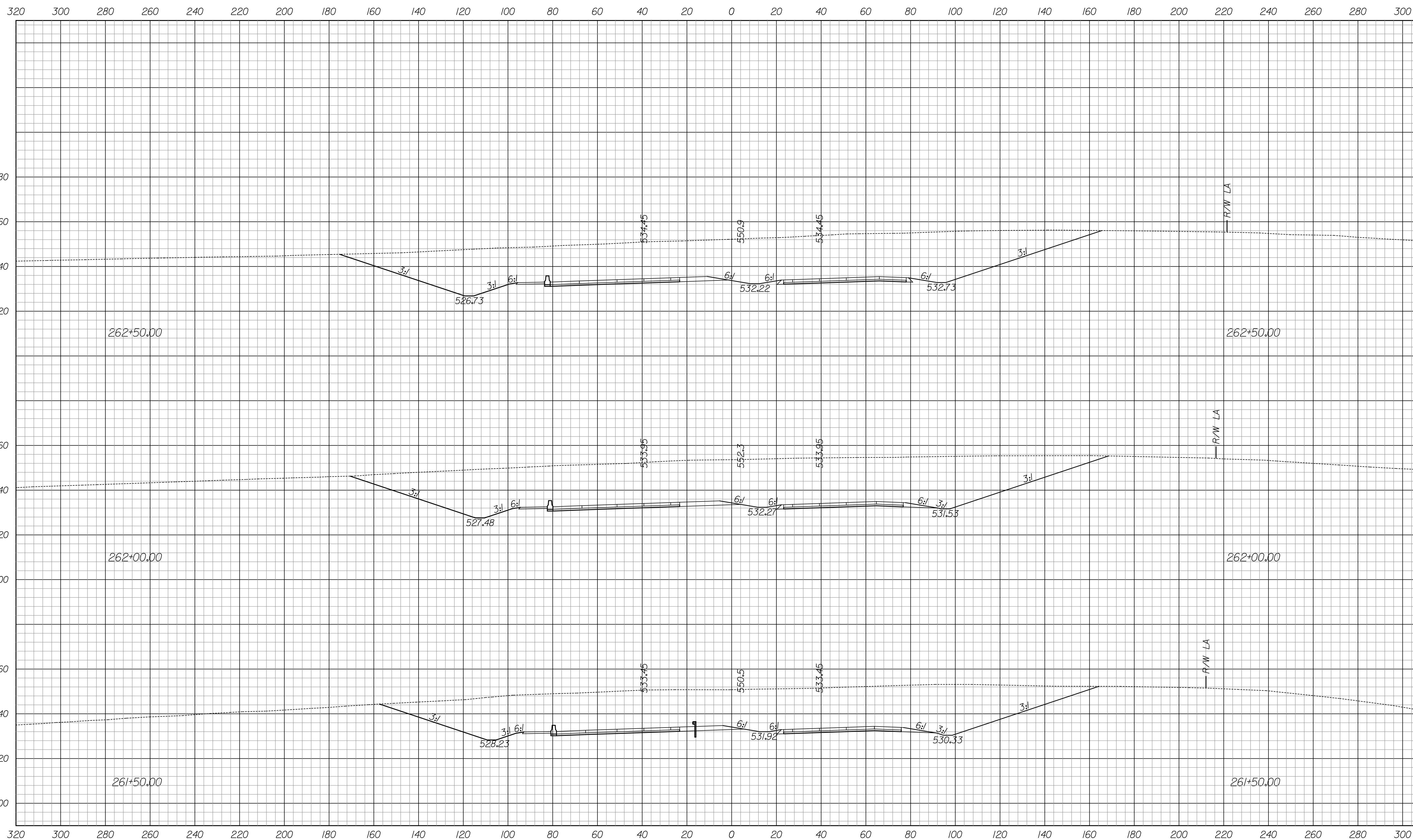


12/27/2011 3:56:30 PM  
 F:\V2005\UT7\A0\_Drawings\me08817\3sLA.dgn

RECOMMENDED FOR APPROVAL _____		DESIGN ENGINEER _____ DATE _____	
DESIGNED: JSB	DRAWN: MRS		
CHECKED: WSL	CHECKED: JSB		

INDIANA  
 DEPARTMENT OF TRANSPORTATION  
  
 CROSS SECTIONS  
 LINE "A"  
 STA. 260+17.00 TO 261+00.00

HORIZONTAL SCALE 1" = 20'	BRIDGE FILE 265-10-9604	
VERTICAL SCALE 1" = 20'	DESIGNATION 0810242	
SURVEY BOOK	DWG. NO. XS-1	SHEET NO. 1 of 26
CONTRACT	PROJECT 0810242	



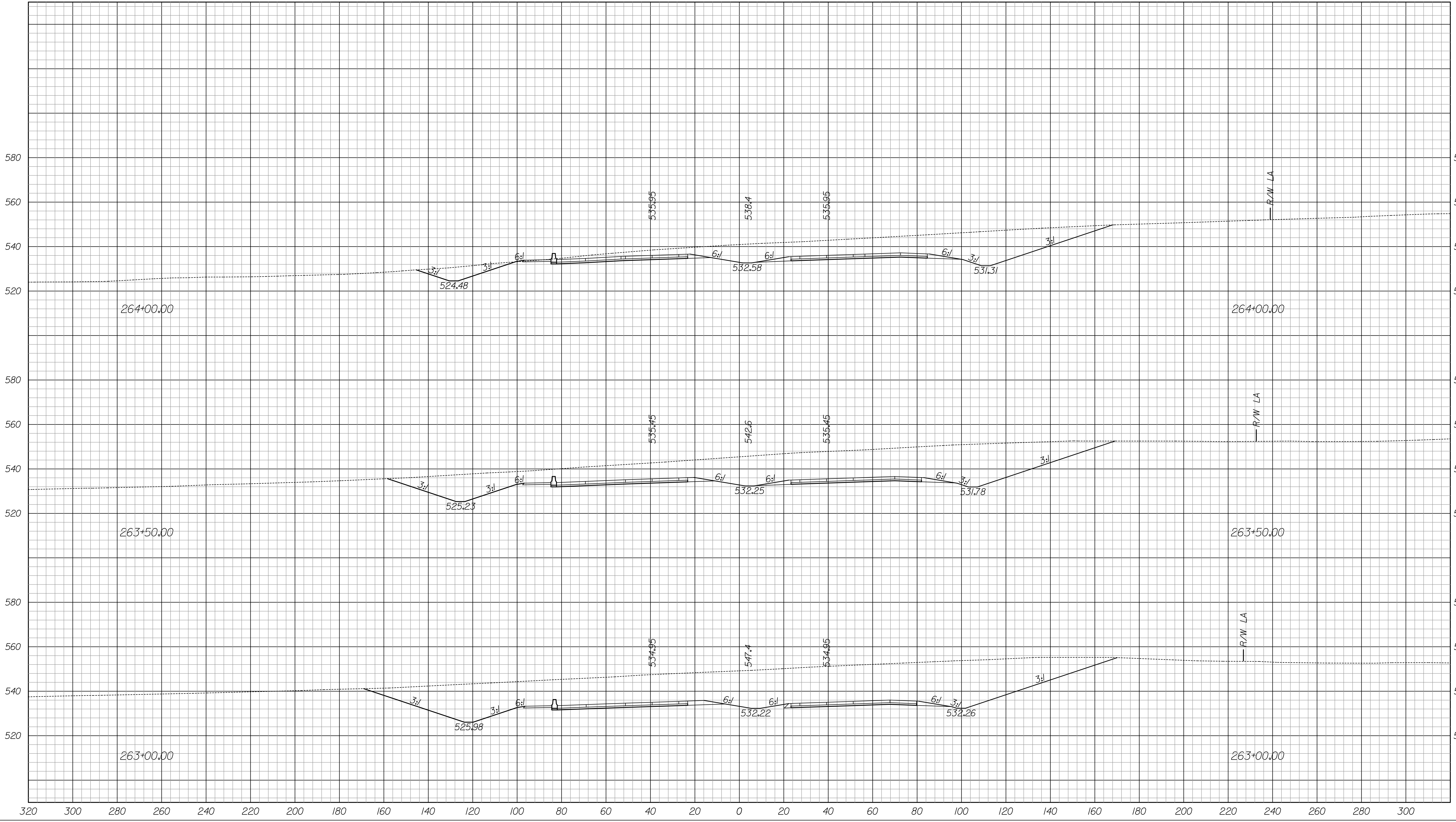
12/27/2011 3:56:33 PM  
 P:\2005\UTTAU\Drawings\dm08817\3sLA.dgn

RECOMMENDED FOR APPROVAL \_\_\_\_\_  
 DESIGN ENGINEER DATE  
 DESIGNED: JSB DRAWN: MRS  
 CHECKED: WSL CHECKED: JSB

INDIANA  
 DEPARTMENT OF TRANSPORTATION  
 CROSS SECTIONS  
 LINE "A"  
 STA. 261+50.00 TO 262+50.00

HORIZONTAL SCALE 1" = 20'	BRIDGE FILE 265-10-9604	
VERTICAL SCALE 1" = 20'	DESIGNATION 0810242	
SURVEY BOOK	DWG. NO. XS-2	SHEET NO. 2 of 26
CONTRACT	PROJECT 0810242	

320 300 280 260 240 220 200 180 160 140 120 100 80 60 40 20 0 20 40 60 80 100 120 140 160 180 200 220 240 260 280 300



320 300 280 260 240 220 200 180 160 140 120 100 80 60 40 20 0 20 40 60 80 100 120 140 160 180 200 220 240 260 280 300

12/27/2011 3:56:36 PM  
 F:\W2005\UTTAU\_Drawings\me0887\3sLA.dgn

RECOMMENDED FOR APPROVAL \_\_\_\_\_  
 DESIGN ENGINEER DATE

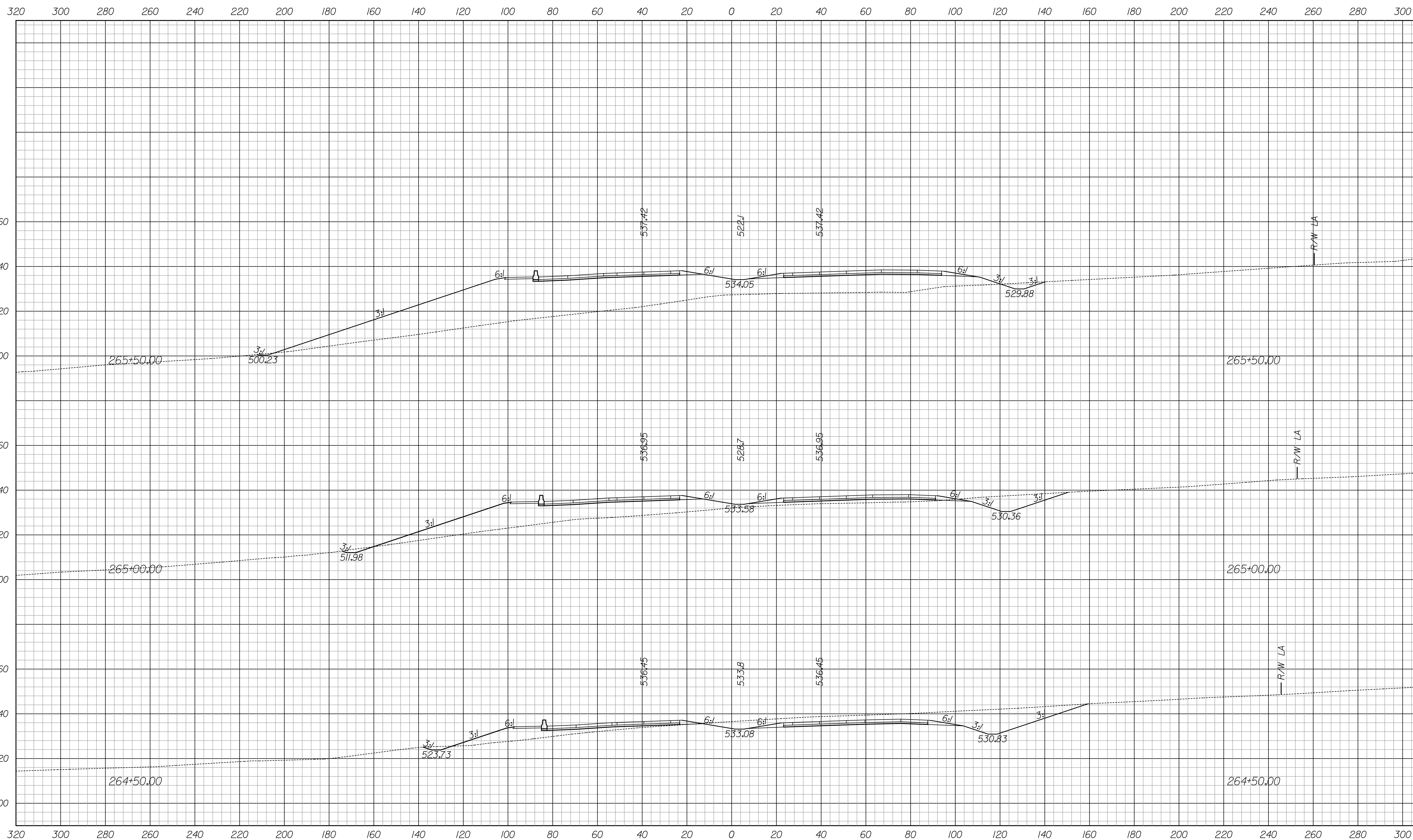
DESIGNED: JSB DRAWN: MRS

CHECKED: WSL CHECKED: JSB

INDIANA  
 DEPARTMENT OF TRANSPORTATION

CROSS SECTIONS  
 LINE "A"  
 STA. 263+00.00 TO 264+00.00

HORIZONTAL SCALE 1" = 20'	BRIDGE FILE 265-10-9604	
VERTICAL SCALE 1" = 20'	DESIGNATION 0810242	
SURVEY BOOK	DWG. NO. XS-3	SHEET NO. 3 of 26
CONTRACT	PROJECT 0810242	



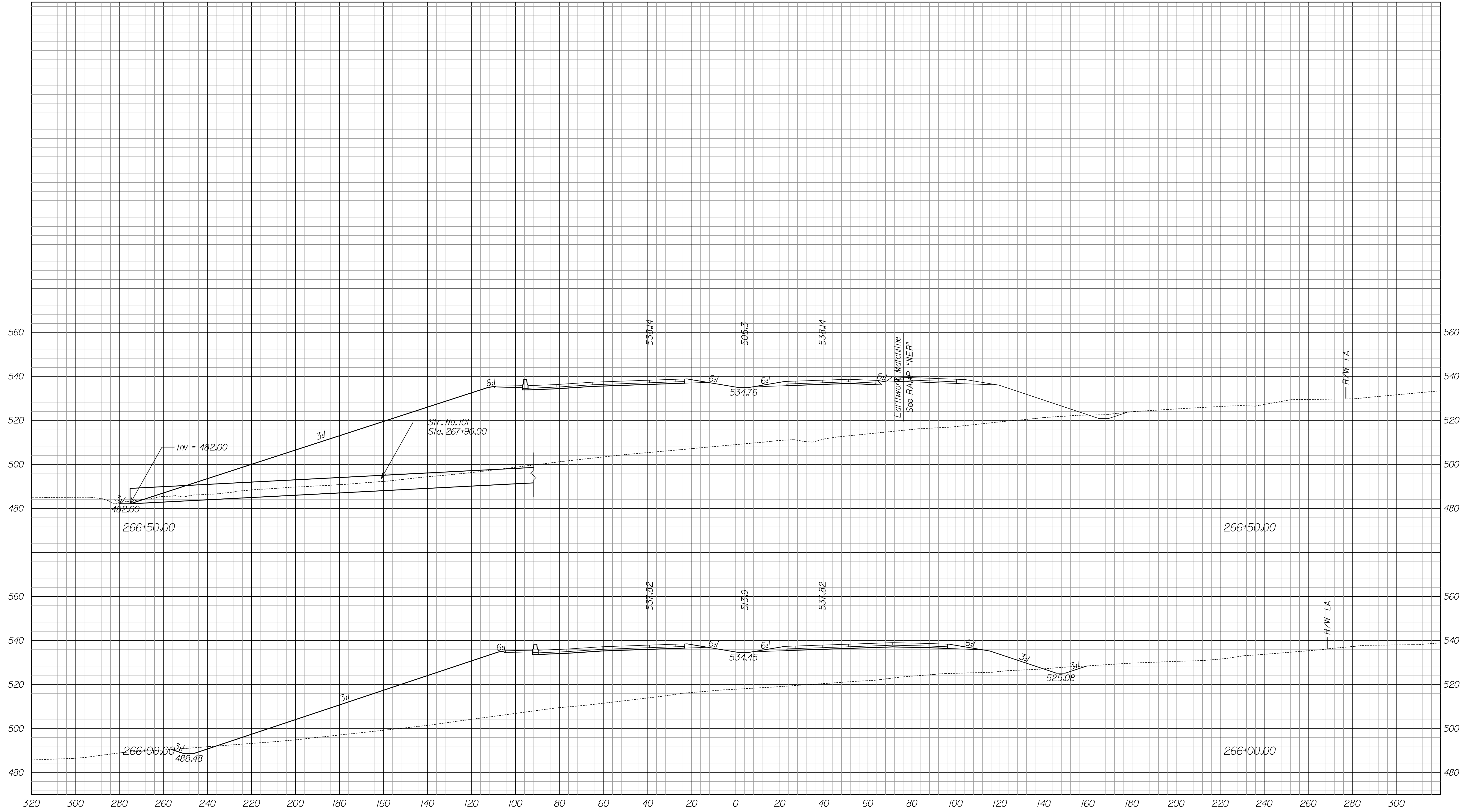
3:56:38 PM  
 12/27/2011  
 P:\V2005\UT7\A0\_Drawings\me0887\XsLA.dgn

RECOMMENDED FOR APPROVAL _____		DESIGN ENGINEER _____ DATE _____	
DESIGNED: JSB	DRAWN: MRS		
CHECKED: WSL	CHECKED: JSB		

INDIANA  
 DEPARTMENT OF TRANSPORTATION  
 CROSS SECTIONS  
 LINE "A"  
 STA. 264+50.00 TO 265+50.00

HORIZONTAL SCALE 1" = 20'	BRIDGE FILE 265-10-9604	
VERTICAL SCALE 1" = 20'	DESIGNATION 0810242	
SURVEY BOOK	DWG. NO. XS-4	SHEET NO. 4 of 26
CONTRACT	PROJECT 0810242	

320 300 280 260 240 220 200 180 160 140 120 100 80 60 40 20 0 20 40 60 80 100 120 140 160 180 200 220 240 260 280 300



320 300 280 260 240 220 200 180 160 140 120 100 80 60 40 20 0 20 40 60 80 100 120 140 160 180 200 220 240 260 280 300

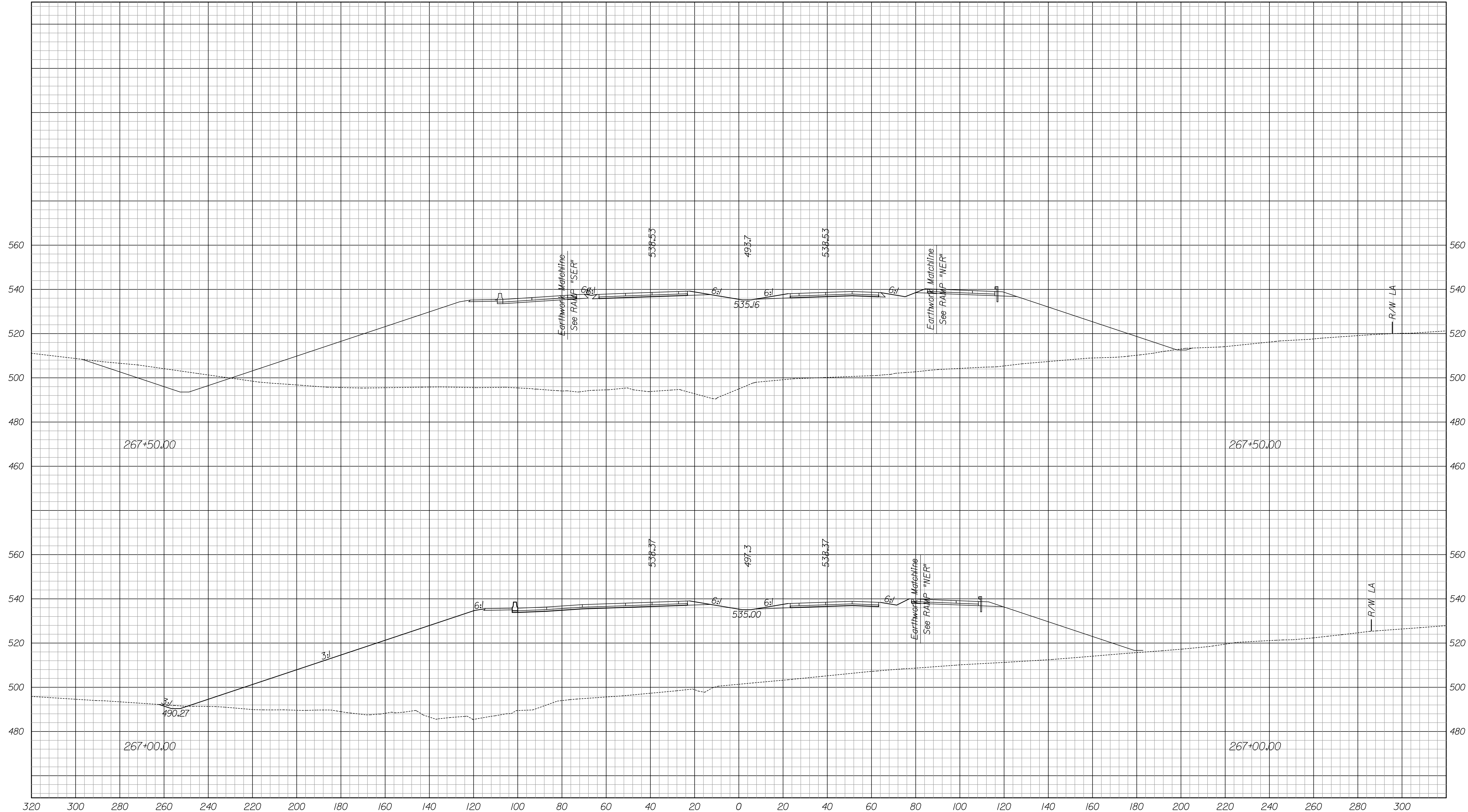
3:56:49 PM  
 12/27/2011  
 P:\W2005\UT7\A\Drawings\me0887\XsLA.dgn

RECOMMENDED FOR APPROVAL _____		DESIGN ENGINEER _____		DATE _____	
DESIGNED:	JSB	DRAWN:	MRS		
CHECKED:	WSL	CHECKED:	JSB		

INDIANA  
 DEPARTMENT OF TRANSPORTATION  
 CROSS SECTIONS  
 LINE "A"  
 STA. 266+00.00 TO 266+50.00

HORIZONTAL SCALE 1" = 20'	BRIDGE FILE 265-10-9604	
VERTICAL SCALE 1" = 20'	DESIGNATION 0810242	
SURVEY BOOK	DWG. NO. XS-5	SHEET NO. 5 of 26
CONTRACT	PROJECT 0810242	

320 300 280 260 240 220 200 180 160 140 120 100 80 60 40 20 0 20 40 60 80 100 120 140 160 180 200 220 240 260 280 300



320 300 280 260 240 220 200 180 160 140 120 100 80 60 40 20 0 20 40 60 80 100 120 140 160 180 200 220 240 260 280 300

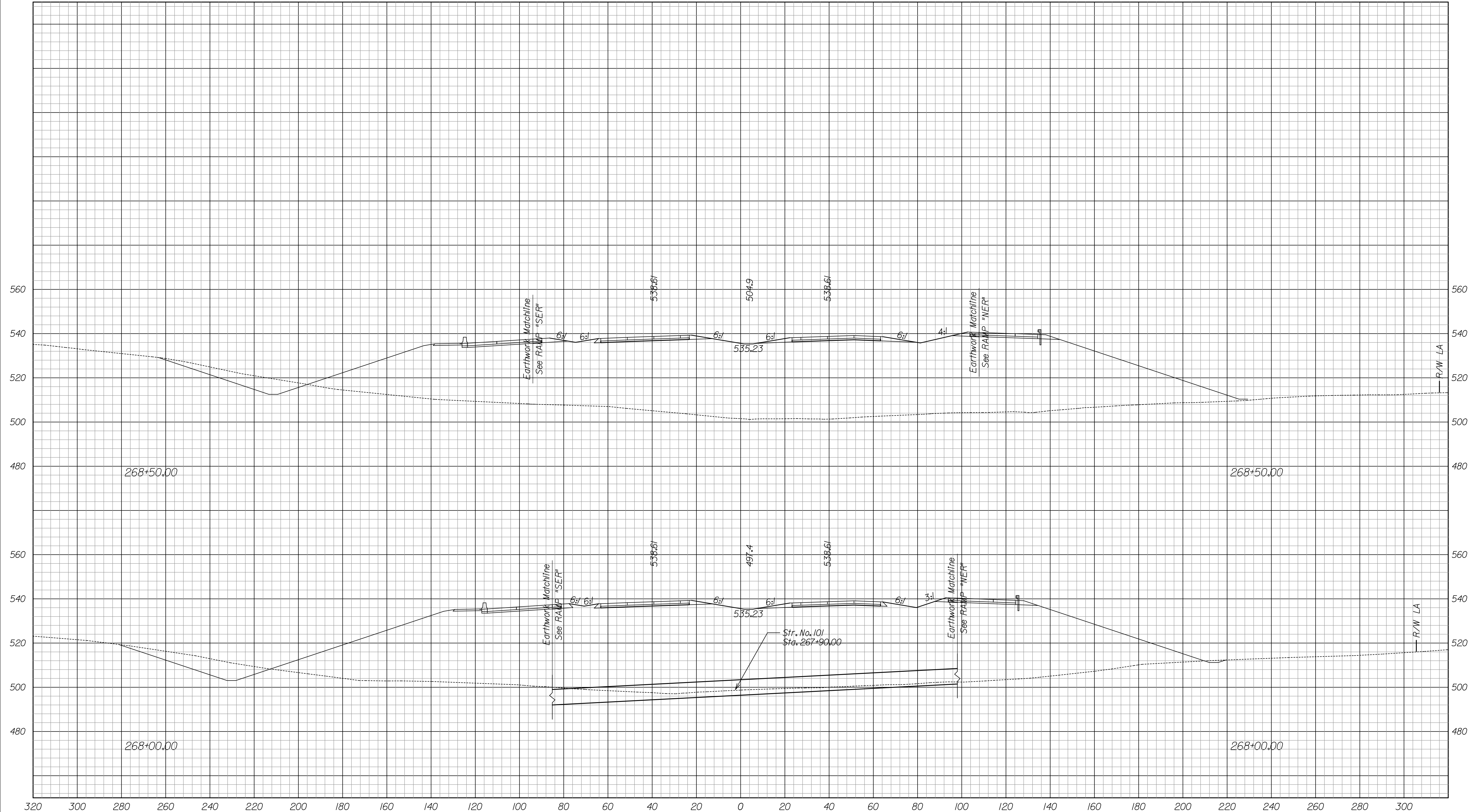
12/27/2011 3:56:51 PM  
 P:\W2005\UT7\A01\_Drawings\m08817\XsLA.dgn

RECOMMENDED FOR APPROVAL _____	
DESIGNED: JSB	DRAWN: MRS
CHECKED: WSL	CHECKED: JSB

INDIANA  
 DEPARTMENT OF TRANSPORTATION  
 CROSS SECTIONS  
 LINE "A"  
 STA. 267+00.00 TO 267+50.00

HORIZONTAL SCALE 1" = 20'	BRIDGE FILE 265-10-9604	
VERTICAL SCALE 1" = 20'	DESIGNATION 0810242	
SURVEY BOOK	DWG. NO. XS-6	SHEET NO. 6 of 26
CONTRACT	PROJECT 0810242	

320 300 280 260 240 220 200 180 160 140 120 100 80 60 40 20 0 20 40 60 80 100 120 140 160 180 200 220 240 260 280 300



3:56:54 PM  
 12/27/2011  
 P:\V2005\UT7\A01\Drawings\me08817\XsLA.dgn

320 300 280 260 240 220 200 180 160 140 120 100 80 60 40 20 0 20 40 60 80 100 120 140 160 180 200 220 240 260 280 300

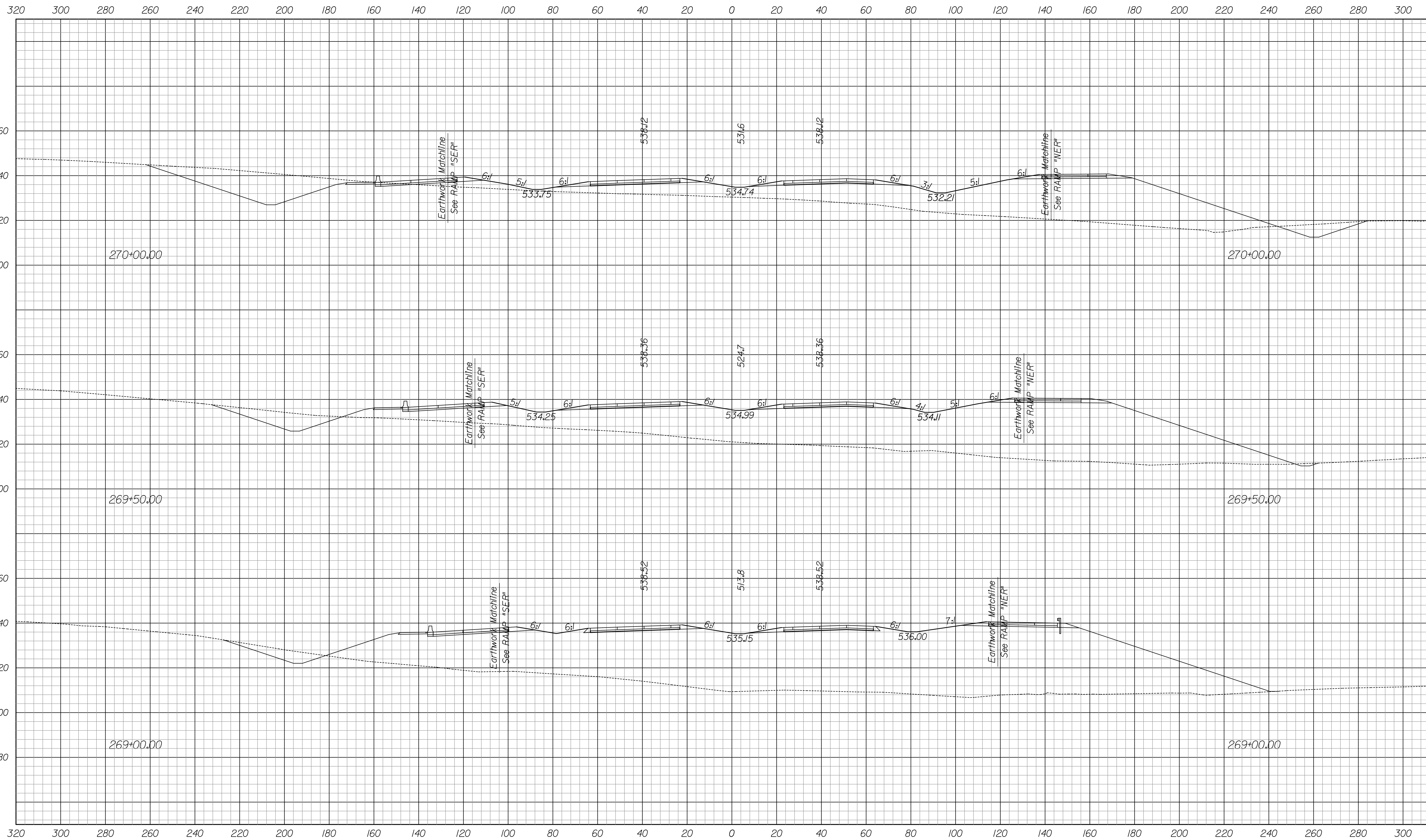
RECOMMENDED FOR APPROVAL \_\_\_\_\_  
 DESIGN ENGINEER DATE \_\_\_\_\_

DESIGNED: JSB DRAWN: MRS  
 CHECKED: WSL CHECKED: JSB

INDIANA  
 DEPARTMENT OF TRANSPORTATION

CROSS SECTIONS  
 LINE "A"  
 STA. 268+00.00 TO 268+50.00

HORIZONTAL SCALE 1" = 20'	BRIDGE FILE 265-10-9604
VERTICAL SCALE 1" = 20'	DESIGNATION 0810242
SURVEY BOOK	DWG. NO. XS-7
	SHEET NO. 7 of 26
CONTRACT	PROJECT 0810242



3:56:57 PM  
 12/27/2011  
 P:\V2005\UT7\A0\_Drawings\me0887\XsLA.dgn

RECOMMENDED FOR APPROVAL \_\_\_\_\_  
 DESIGN ENGINEER DATE

DESIGNED: JSB DRAWN: MRS  
 CHECKED: WSL CHECKED: JSB

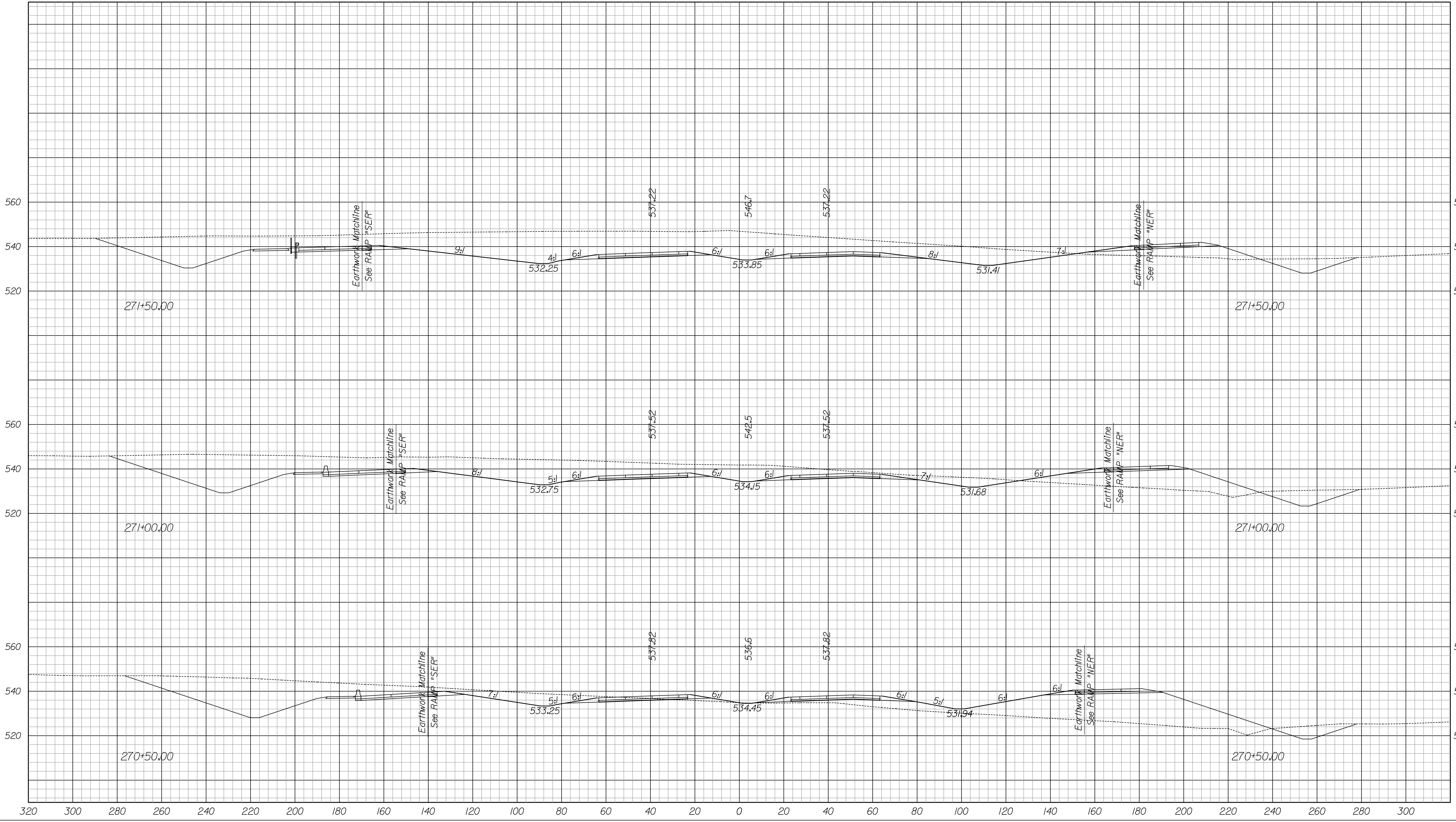
INDIANA  
 DEPARTMENT OF TRANSPORTATION

CROSS SECTIONS  
 LINE "A"  
 STA. 269+00.00 TO 270+00.00

HORIZONTAL SCALE 1" = 20'	BRIDGE FILE 265-10-9604	
VERTICAL SCALE 1" = 20'	DESIGNATION 0810242	
SURVEY BOOK	DWG. NO. XS-8	SHEET NO. 8 of 26
CONTRACT	PROJECT 0810242	



320 300 280 260 240 220 200 180 160 140 120 100 80 60 40 20 0 20 40 60 80 100 120 140 160 180 200 220 240 260 280 300



320 300 280 260 240 220 200 180 160 140 120 100 80 60 40 20 0 20 40 60 80 100 120 140 160 180 200 220 240 260 280 300

RECOMMENDED FOR APPROVAL \_\_\_\_\_  
DESIGN ENGINEER DATE

DESIGNED: JSB DRAWN: MRS

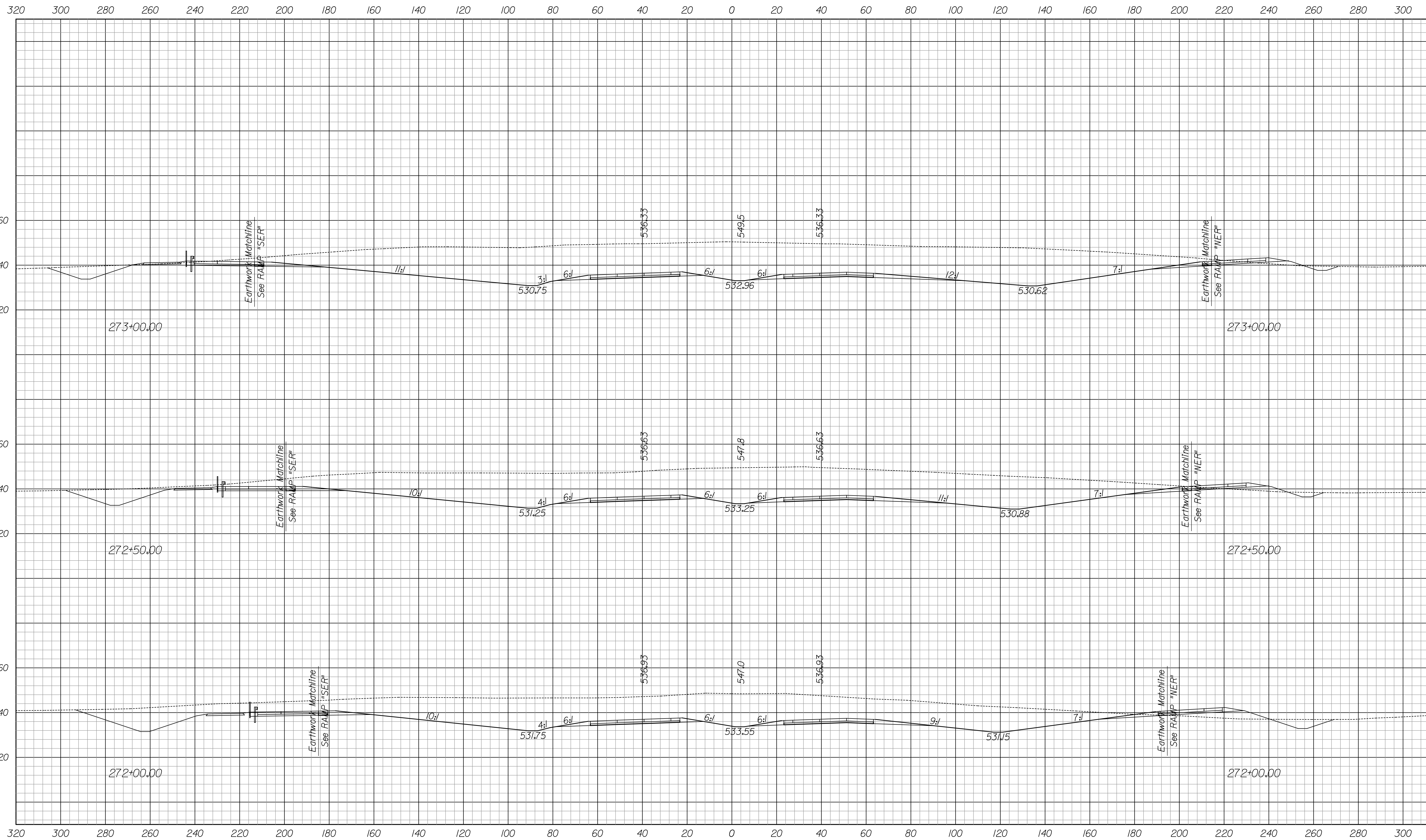
CHECKED: WSL CHECKED: JSB

INDIANA  
DEPARTMENT OF TRANSPORTATION

CROSS SECTIONS  
LINE "A"  
STA. 270+50.00 TO 271+50.00

HORIZONTAL SCALE 1" = 20'	BRIDGE FILE 265-10-9604	
VERTICAL SCALE 1" = 20'	DESIGNATION 0810242	
SURVEY BOOK	DWG. NO. XS-9	SHEET NO. 9 of 26
CONTRACT	PROJECT 0810242	

3:56:59 PM  
 12/27/2011  
 P:\V2005\UT7\ADL\Drawings\me0817\XS-A.dgn

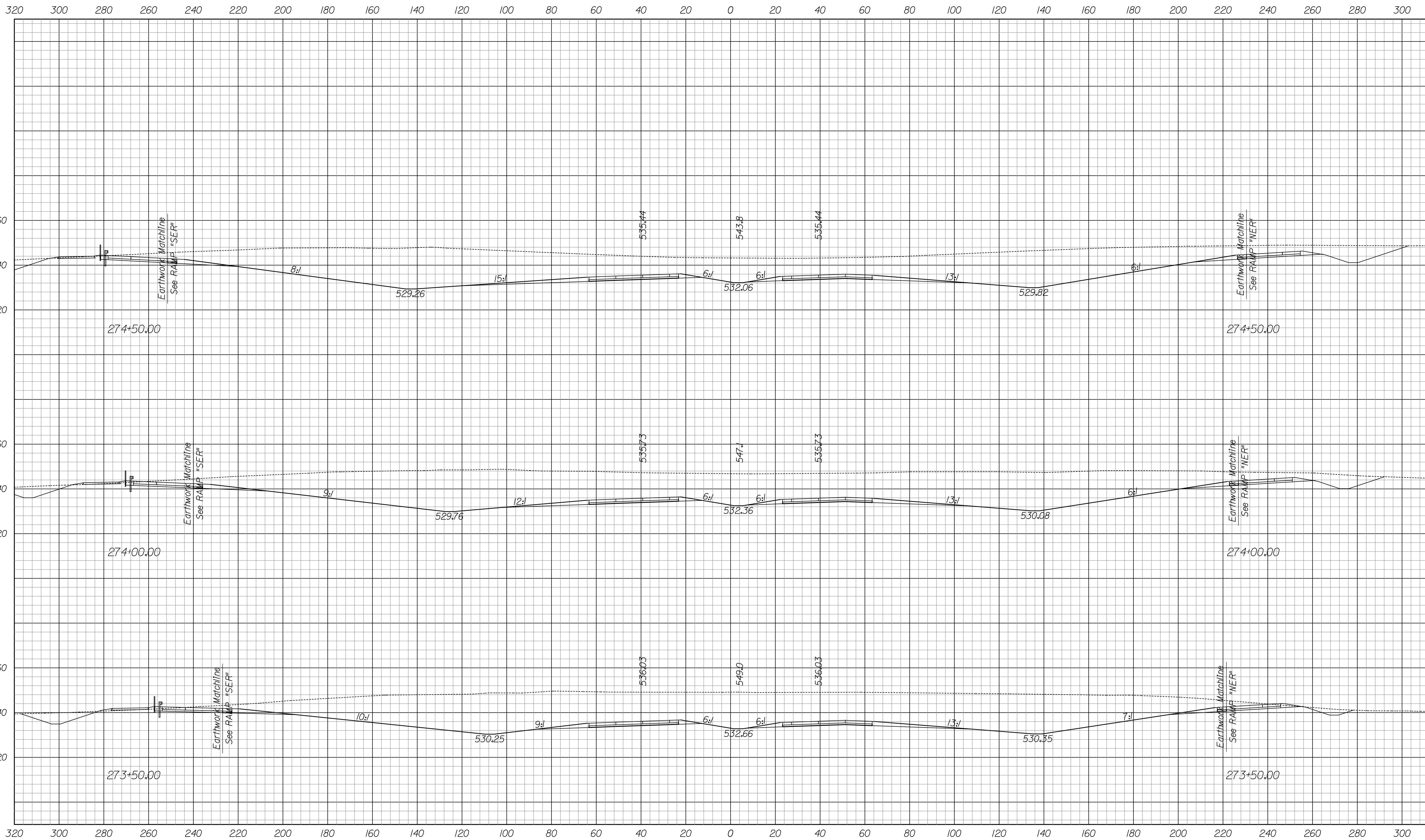


3:57:02 PM  
 12/27/2011  
 P:\V2005\077\A01\_Drawings\m08817\3sLA.dgn

RECOMMENDED FOR APPROVAL _____	
DESIGNED: JSB	DRAWN: MRS
CHECKED: WSL	CHECKED: JSB

INDIANA  
 DEPARTMENT OF TRANSPORTATION  
 CROSS SECTIONS  
 LINE "A"  
 STA. 272+00.00 TO 273+00.00

HORIZONTAL SCALE 1" = 20'	BRIDGE FILE 265-10-9604	
VERTICAL SCALE 1" = 20'	DESIGNATION 0810242	
SURVEY BOOK	DWG. NO. XS-10	SHEET NO. 10 of 26
CONTRACT	PROJECT 0810242	



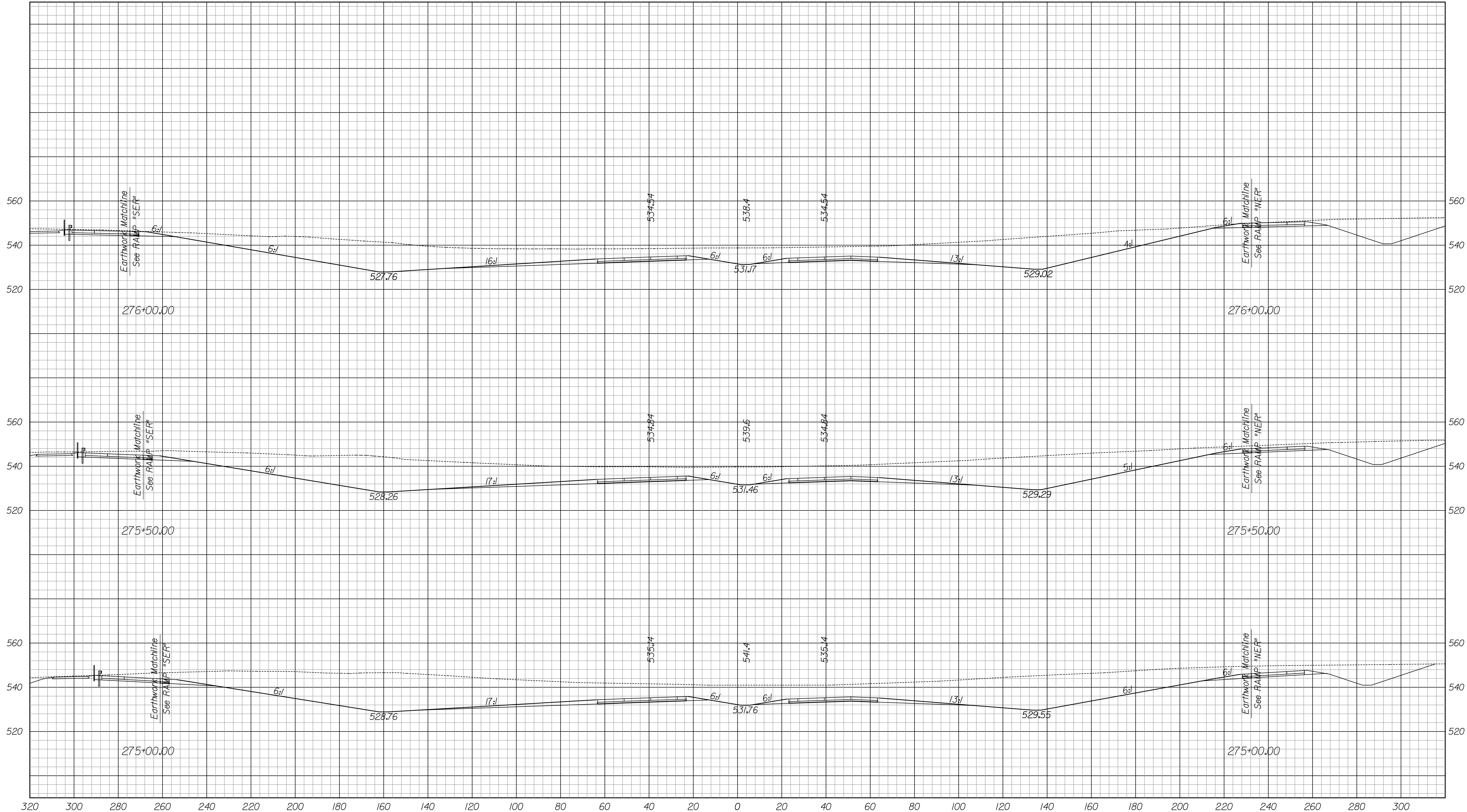
3:57:05 PM  
 12/27/2011  
 P:\V2005\UT7\A01\_Drawings\me08817\3sLA.dgn

RECOMMENDED FOR APPROVAL \_\_\_\_\_  
 DESIGN ENGINEER DATE  
 DESIGNED: JSB DRAWN: MRS  
 CHECKED: WSL CHECKED: JSB

INDIANA  
 DEPARTMENT OF TRANSPORTATION  
 CROSS SECTIONS  
 LINE "A"  
 STA. 273+50.00 TO 274+50.00

HORIZONTAL SCALE 1" = 20'	BRIDGE FILE 265-10-9604	
VERTICAL SCALE 1" = 20'	DESIGNATION 0810242	
SURVEY BOOK	DWG. NO. XS-11	SHEET NO. 11 of 26
CONTRACT	PROJECT 0810242	

320 300 280 260 240 220 200 180 160 140 120 100 80 60 40 20 0 20 40 60 80 100 120 140 160 180 200 220 240 260 280 300



12/27/2011 3:57:07 PM  
 P:\2005\077\A0\_Drawings\m0887\0xkLA.dgn

RECOMMENDED FOR APPROVAL \_\_\_\_\_  
 DESIGN ENGINEER DATE

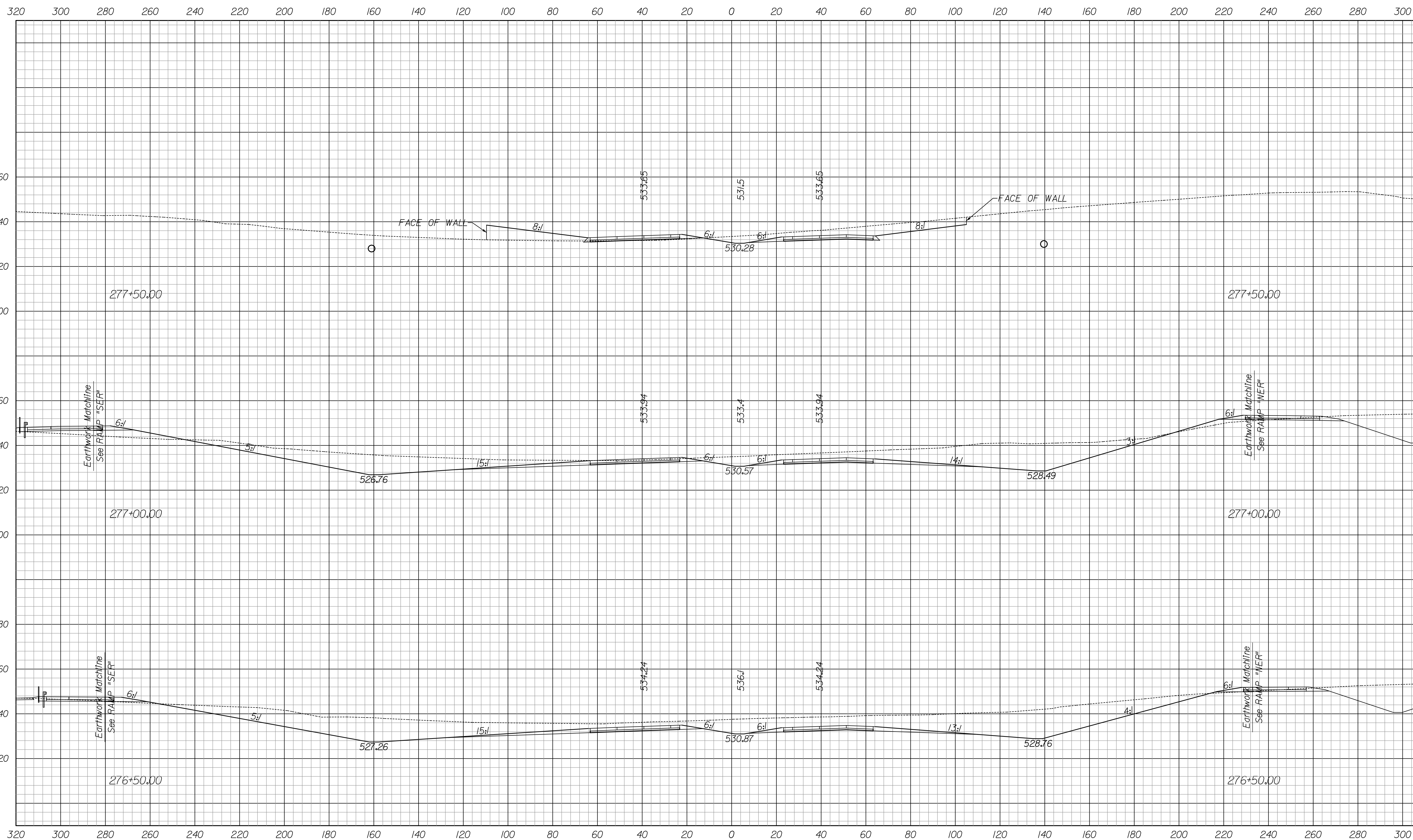
DESIGNED: JSB DRAWN: MRS

CHECKED: WSL CHECKED: JSB

INDIANA  
 DEPARTMENT OF TRANSPORTATION

CROSS SECTIONS  
 LINE "A"  
 STA. 275+00.00 TO 276+00.00

HORIZONTAL SCALE 1" = 20'	BRIDGE FILE 265-10-9604	
VERTICAL SCALE 1" = 20'	DESIGNATION 0810242	
SURVEY BOOK	DWG. NO. XS-12	SHEET NO. 12 of 26
CONTRACT	PROJECT 0810242	

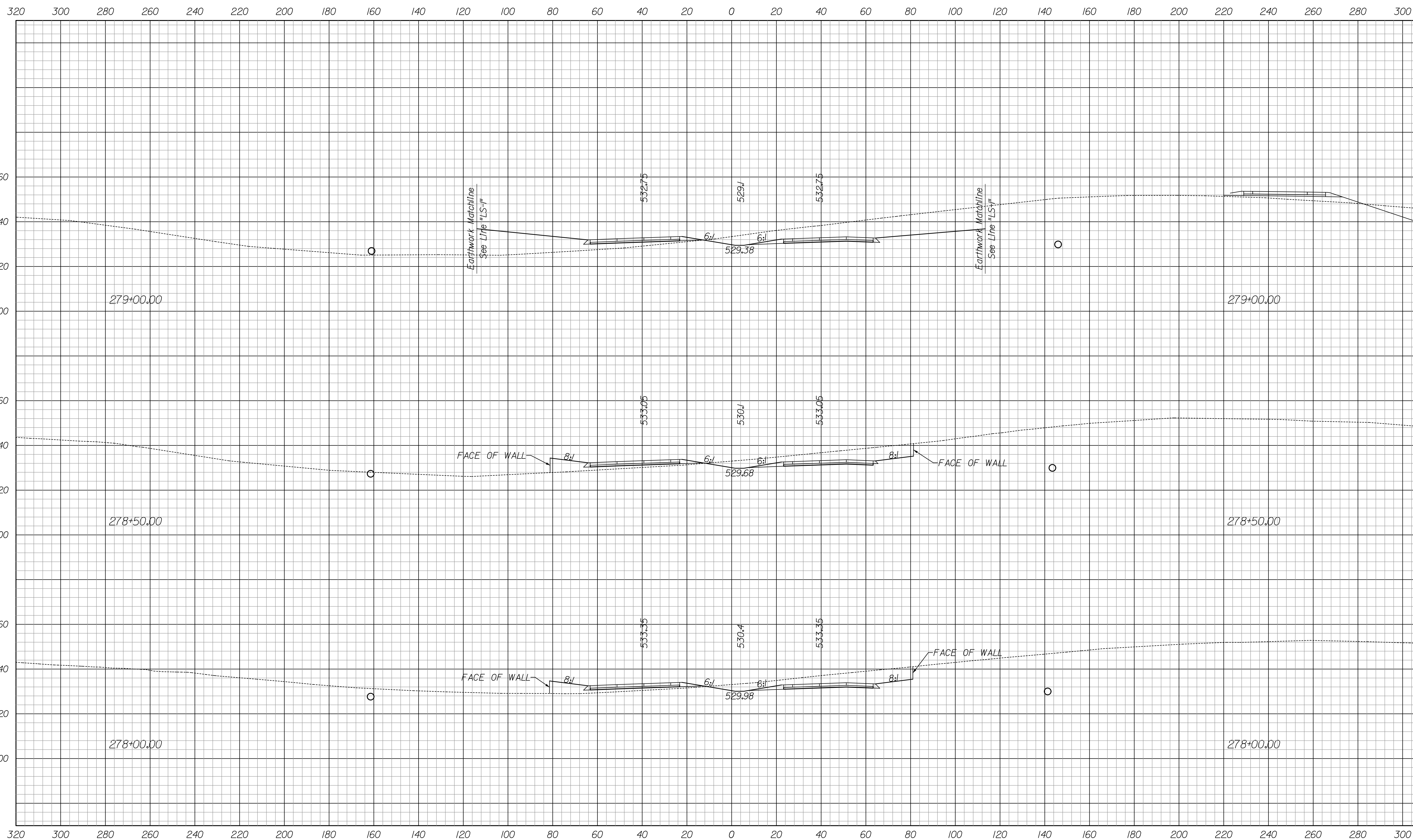


12/27/2011 3:57:10 PM  
 P:\V2005\UT7\A01\_Drawings\me08817\XsLA.dgn

RECOMMENDED FOR APPROVAL _____	
DESIGNED: JSB	DRAWN: MRS
CHECKED: WSL	CHECKED: JSB

INDIANA  
 DEPARTMENT OF TRANSPORTATION  
 CROSS SECTIONS  
 LINE "A"  
 STA. 276+50.00 TO 277+50.00

HORIZONTAL SCALE 1" = 20'	BRIDGE FILE 265-10-9604	
VERTICAL SCALE 1" = 20'	DESIGNATION 0810242	
SURVEY BOOK	DWG. NO. XS-13	SHEET NO. 13 of 26
CONTRACT	PROJECT 0810242	

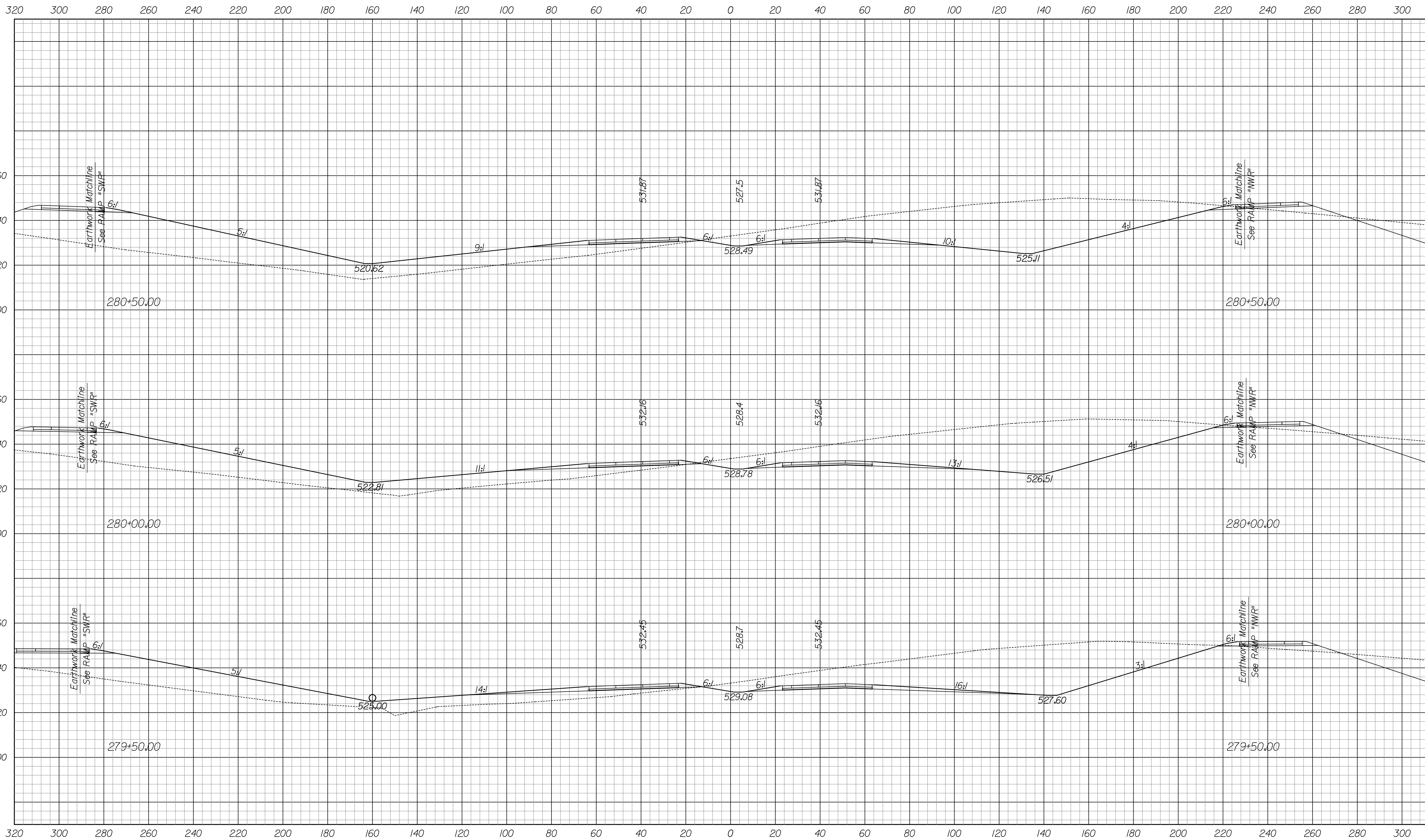


12/27/2011 3:57:13 PM  
 P:\2005\077\A0\Drawings\m08B17\XsLA.dgn

RECOMMENDED FOR APPROVAL _____	
DESIGNED: JSB	DRAWN: MRS
CHECKED: WSL	CHECKED: JSB

INDIANA  
 DEPARTMENT OF TRANSPORTATION  
 CROSS SECTIONS  
 LINE "A"  
 STA. 278+00.00 TO 279+00.00

HORIZONTAL SCALE 1" = 20'	BRIDGE FILE 265-10-9604	
VERTICAL SCALE 1" = 20'	DESIGNATION 0810242	
SURVEY BOOK	DWG. NO. XS-14	SHEET NO. 14 of 26
CONTRACT	PROJECT 0810242	

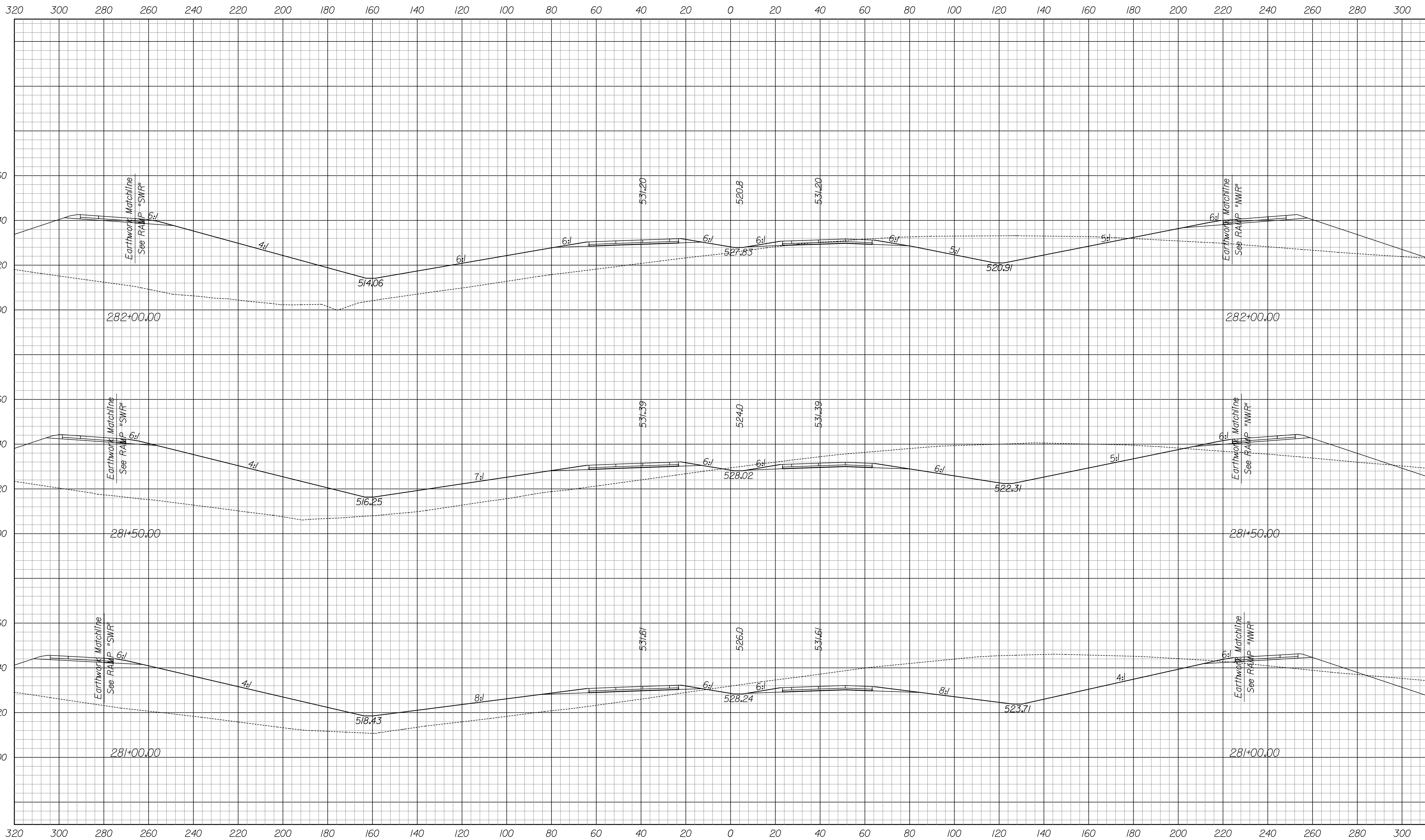


12/27/2011 3:57:15 PM  
 P:\M2005\UT7\A01\_Drawings\m2005\0817\XS-A.dgn

RECOMMENDED FOR APPROVAL \_\_\_\_\_  
 DESIGN ENGINEER DATE  
 DESIGNED: JSB DRAWN: MRS  
 CHECKED: WSL CHECKED: JSB

INDIANA  
 DEPARTMENT OF TRANSPORTATION  
 CROSS SECTIONS  
 LINE "A"  
 STA. 279+50.00 TO 280+50.00

HORIZONTAL SCALE 1" = 20'	BRIDGE FILE 265-10-9604	
VERTICAL SCALE 1" = 20'	DESIGNATION 0810242	
SURVEY BOOK	DWG. NO. XS-15	SHEET NO. 15 of 26
CONTRACT	PROJECT 0810242	



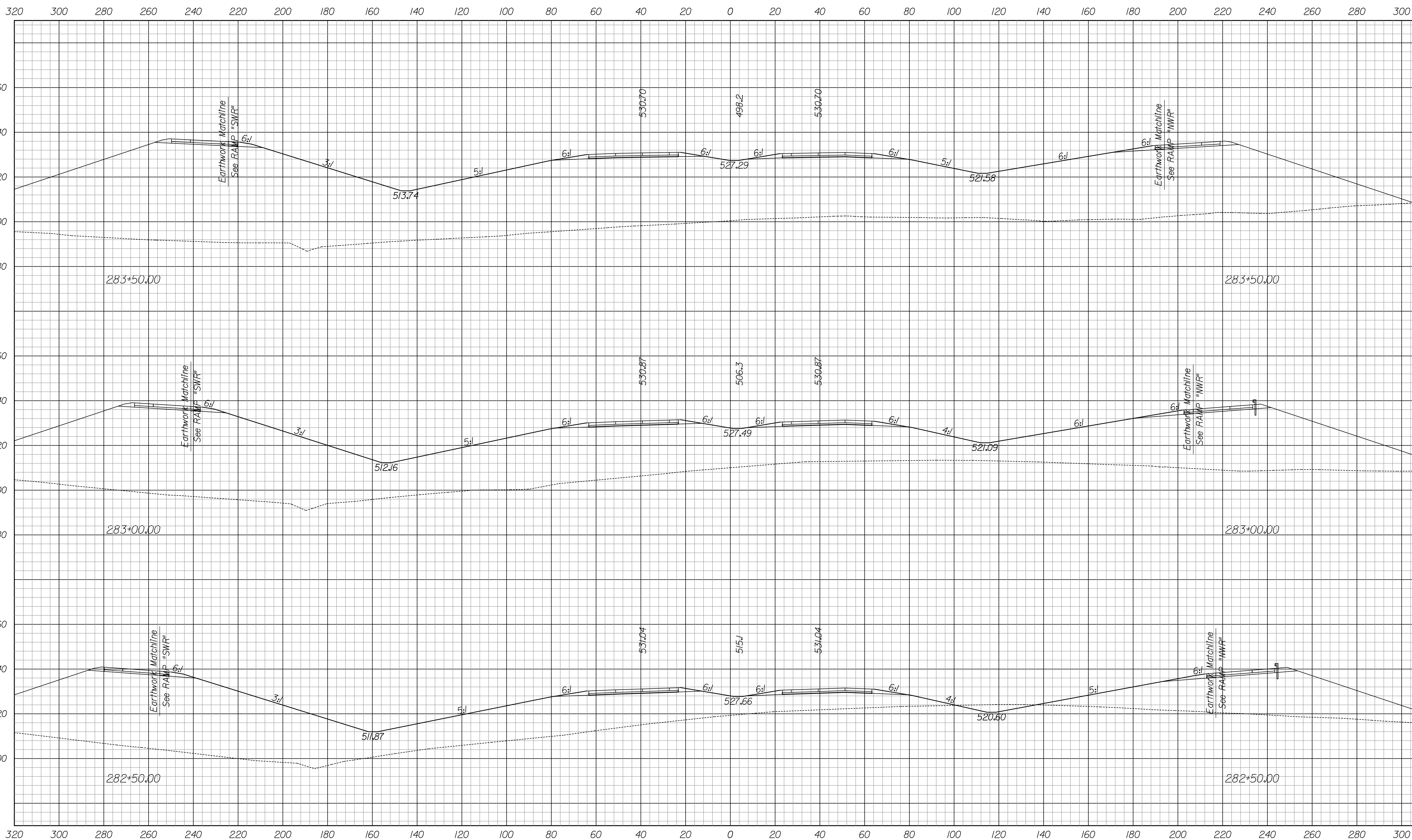
12/27/2011 3:57:18 PM  
 F:\V2005\UT740\Drawings\me0887\3x5LA.dgn

RECOMMENDED FOR APPROVAL \_\_\_\_\_  
 DESIGN ENGINEER DATE  
 DESIGNED: JSB DRAWN: MRS  
 CHECKED: WSL CHECKED: JSB

INDIANA  
 DEPARTMENT OF TRANSPORTATION  
 CROSS SECTIONS  
 LINE "A"  
 STA. 281+00.00 TO 282+00.00

HORIZONTAL SCALE 1" = 20'	BRIDGE FILE 265-10-9604	
VERTICAL SCALE 1" = 20'	DESIGNATION 0810242	
SURVEY BOOK	DWG. NO. XS-16	SHEET NO. 16 of 26
CONTRACT	PROJECT 0810242	





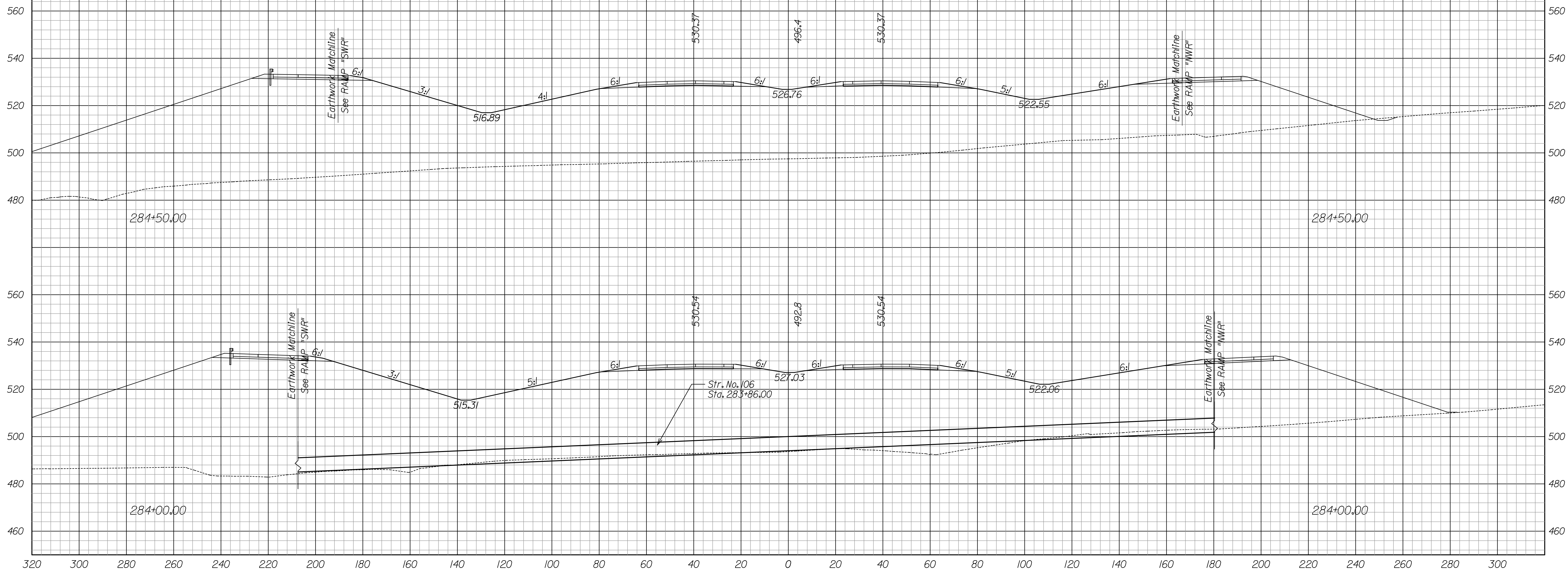
12/27/2011 3:57:21 PM  
 P:\2005\UT7\A0\_Drawings\me0887\0xsl.dgn

RECOMMENDED FOR APPROVAL \_\_\_\_\_  
 DESIGN ENGINEER DATE  
 DESIGNED: JSB DRAWN: MRS  
 CHECKED: WSL CHECKED: JSB

INDIANA  
 DEPARTMENT OF TRANSPORTATION  
 CROSS SECTIONS  
 LINE "A"  
 STA. 282+50.00 TO 283+50.00

HORIZONTAL SCALE 1" = 20'	BRIDGE FILE 265-10-9604	
VERTICAL SCALE 1" = 20'	DESIGNATION 0810242	
SURVEY BOOK	DWG. NO. XS-17	SHEET NO. 17 of 26
CONTRACT	PROJECT 0810242	

320 300 280 260 240 220 200 180 160 140 120 100 80 60 40 20 0 20 40 60 80 100 120 140 160 180 200 220 240 260 280 300



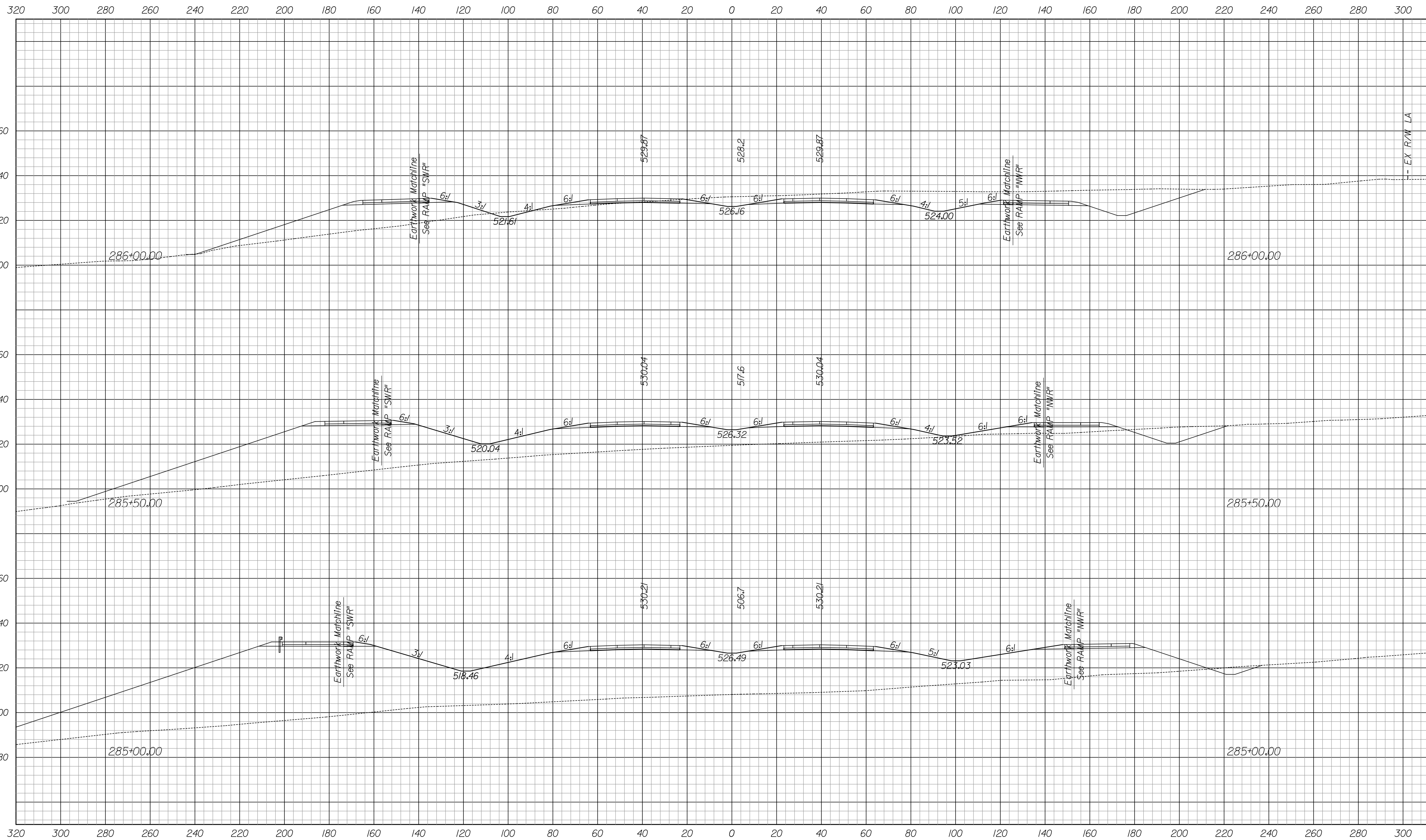
3:57:24 PM  
 12/27/2011  
 P:\2005\UTTAU\_Drawings\me0887\3x5LA.dgn

320 300 280 260 240 220 200 180 160 140 120 100 80 60 40 20 0 20 40 60 80 100 120 140 160 180 200 220 240 260 280 300

RECOMMENDED FOR APPROVAL _____		DESIGN ENGINEER _____		DATE _____	
DESIGNED:	JSB	DRAWN:	MRS		
CHECKED:	WSL	CHECKED:	JSB		

INDIANA  
 DEPARTMENT OF TRANSPORTATION  
 CROSS SECTIONS  
 LINE "A"  
 STA. 284+00.00 TO 284+50.00

HORIZONTAL SCALE 1" = 20'	BRIDGE FILE 265-10-9604	
VERTICAL SCALE 1" = 20'	DESIGNATION 0810242	
SURVEY BOOK	DWG. NO. XS-18	SHEET NO. 18 of 26
CONTRACT	PROJECT 0810242	

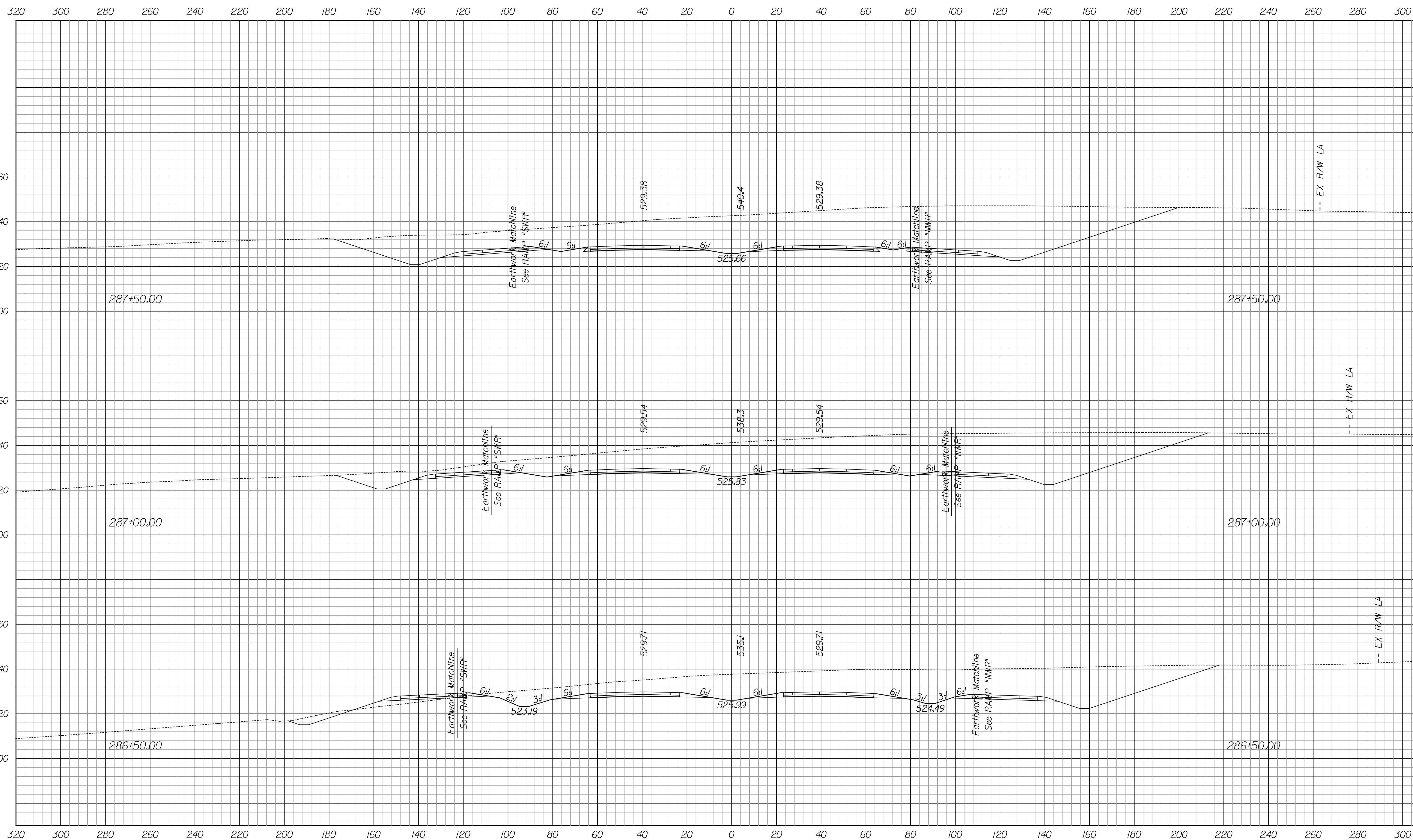


12/27/2011 3:57:26 PM  
 P:\2005\UTTA\Drawings\me0887\3x5LA.dgn

RECOMMENDED FOR APPROVAL \_\_\_\_\_  
 DESIGN ENGINEER DATE  
 DESIGNED: JSB DRAWN: MRS  
 CHECKED: WSL CHECKED: JSB

INDIANA  
 DEPARTMENT OF TRANSPORTATION  
 CROSS SECTIONS  
 LINE "A"  
 STA. 285+00.00 TO 286+00.00

HORIZONTAL SCALE 1" = 20'	BRIDGE FILE 265-10-9604	
VERTICAL SCALE 1" = 20'	DESIGNATION 0810242	
SURVEY BOOK	DWG. NO. XS-19	SHEET NO. 19 of 26
CONTRACT	PROJECT 0810242	

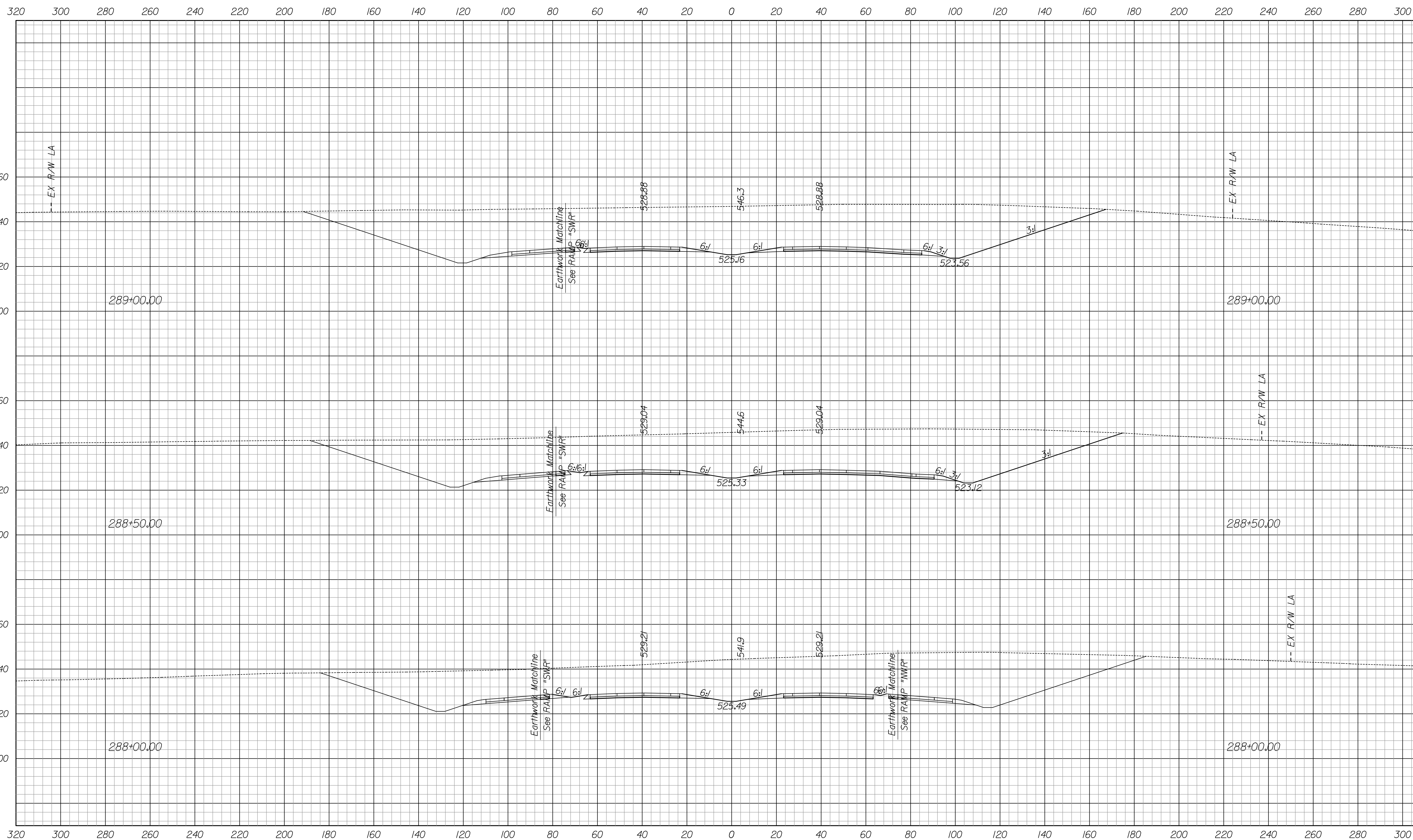


12/27/2011 3:57:29 PM  
 P:\V2005\UT7\A01\_Drawings\me08817\3sLA.dgn

RECOMMENDED FOR APPROVAL \_\_\_\_\_  
 DESIGN ENGINEER DATE  
 DESIGNED: JSB DRAWN: MRS  
 CHECKED: WSL CHECKED: JSB

INDIANA  
 DEPARTMENT OF TRANSPORTATION  
 CROSS SECTIONS  
 LINE "A"  
 STA. 286+50.00 TO 287+50.00

HORIZONTAL SCALE 1" = 20'	BRIDGE FILE 265-10-9604	
VERTICAL SCALE 1" = 20'	DESIGNATION 0810242	
SURVEY BOOK	DWG. NO. XS-20	SHEET NO. 20 of 26
CONTRACT	PROJECT 0810242	

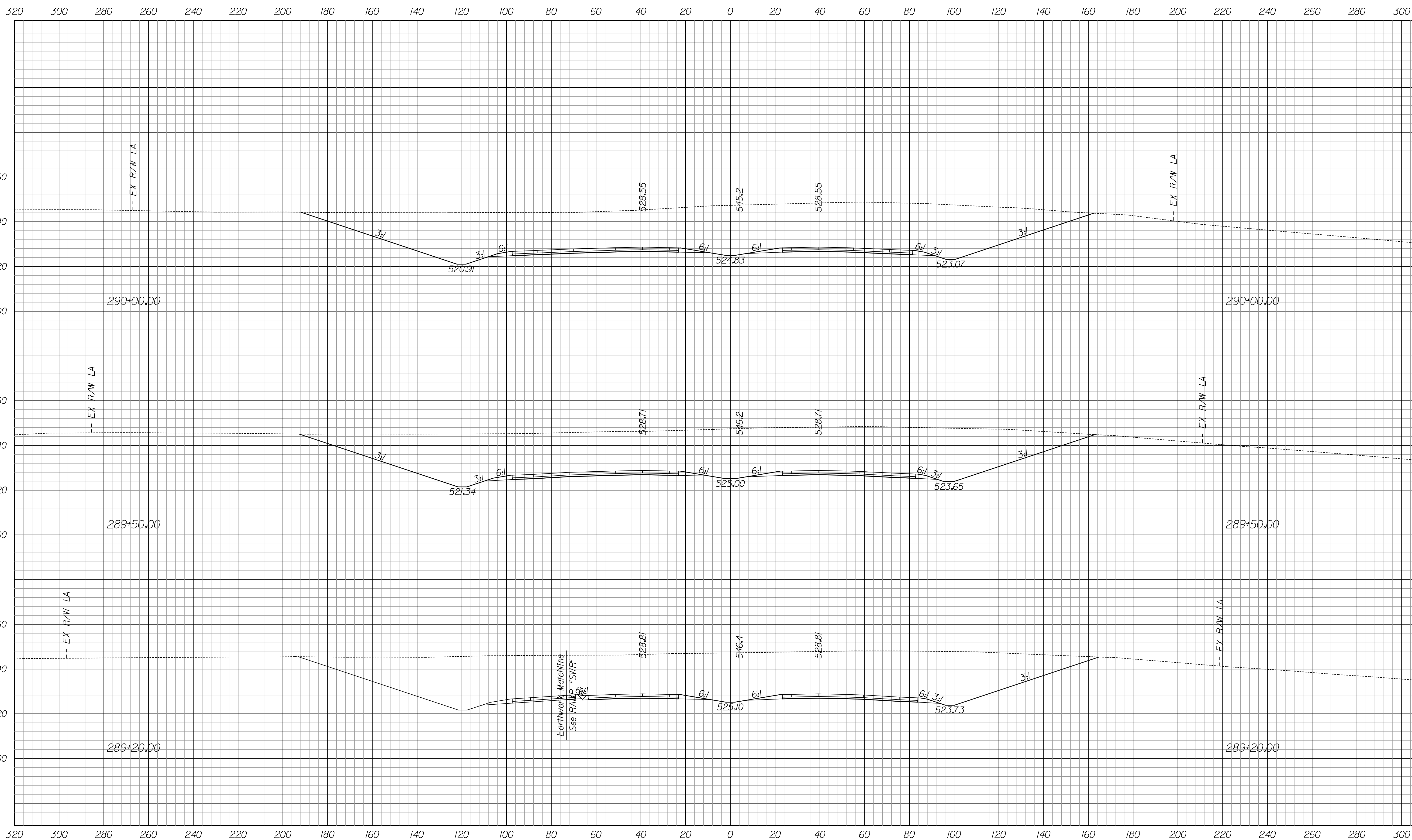


12/27/2011 3:57:32 PM  
 F:\V2005\UTTA\Drawings\me0887\XsLA.dgn

RECOMMENDED FOR APPROVAL _____		DESIGN ENGINEER _____ DATE _____	
DESIGNED: JSB	DRAWN: MRS		
CHECKED: WSL	CHECKED: JSB		

INDIANA  
 DEPARTMENT OF TRANSPORTATION  
 CROSS SECTIONS  
 LINE "A"  
 STA. 288+00.00 TO 289+00.00

HORIZONTAL SCALE 1" = 20'	BRIDGE FILE 265-10-9604	
VERTICAL SCALE 1" = 20'	DESIGNATION 0810242	
SURVEY BOOK	DWG. NO. XS-21	SHEET NO. 21 of 26
CONTRACT	PROJECT 0810242	



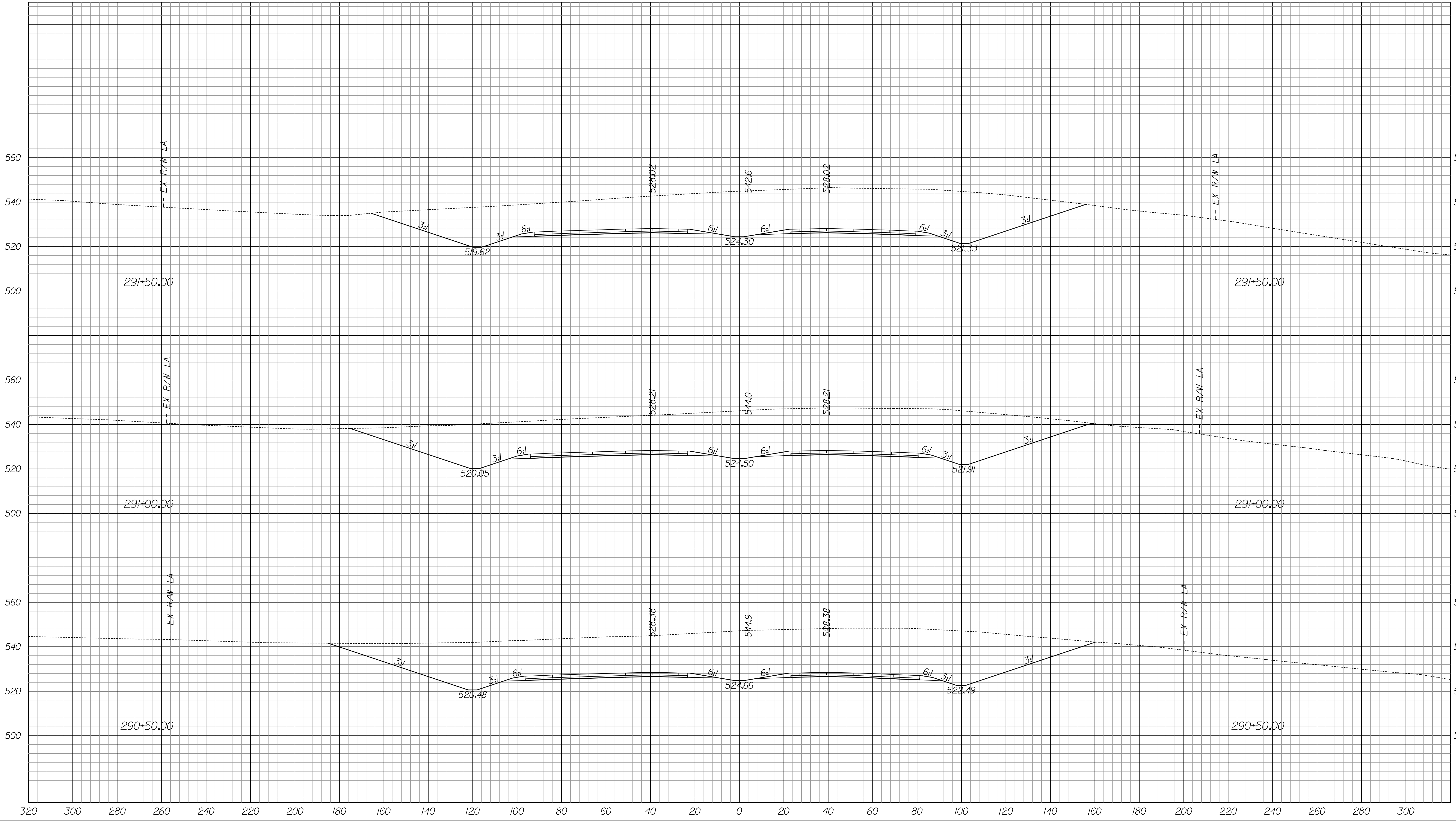
12/27/2011 3:57:34 PM  
 P:\2005\07740\Drawings\me08817\XsLA.dgn

RECOMMENDED FOR APPROVAL \_\_\_\_\_  
 DESIGN ENGINEER DATE  
 DESIGNED: JSB DRAWN: MRS  
 CHECKED: WSL CHECKED: JSB

INDIANA  
 DEPARTMENT OF TRANSPORTATION  
 CROSS SECTIONS  
 LINE "A"  
 STA. 289+20.00 TO 290+00.00

HORIZONTAL SCALE 1" = 20'	BRIDGE FILE 265-10-9604	
VERTICAL SCALE 1" = 20'	DESIGNATION 0810242	
SURVEY BOOK	DWG. NO. XS-22	SHEET NO. 22 of 26
CONTRACT	PROJECT 0810242	

320 300 280 260 240 220 200 180 160 140 120 100 80 60 40 20 0 20 40 60 80 100 120 140 160 180 200 220 240 260 280 300



320 300 280 260 240 220 200 180 160 140 120 100 80 60 40 20 0 20 40 60 80 100 120 140 160 180 200 220 240 260 280 300

12/27/2011 3:57:37 PM  
 P:\2005\07740\Drawings\me0887\XsLA.dgn

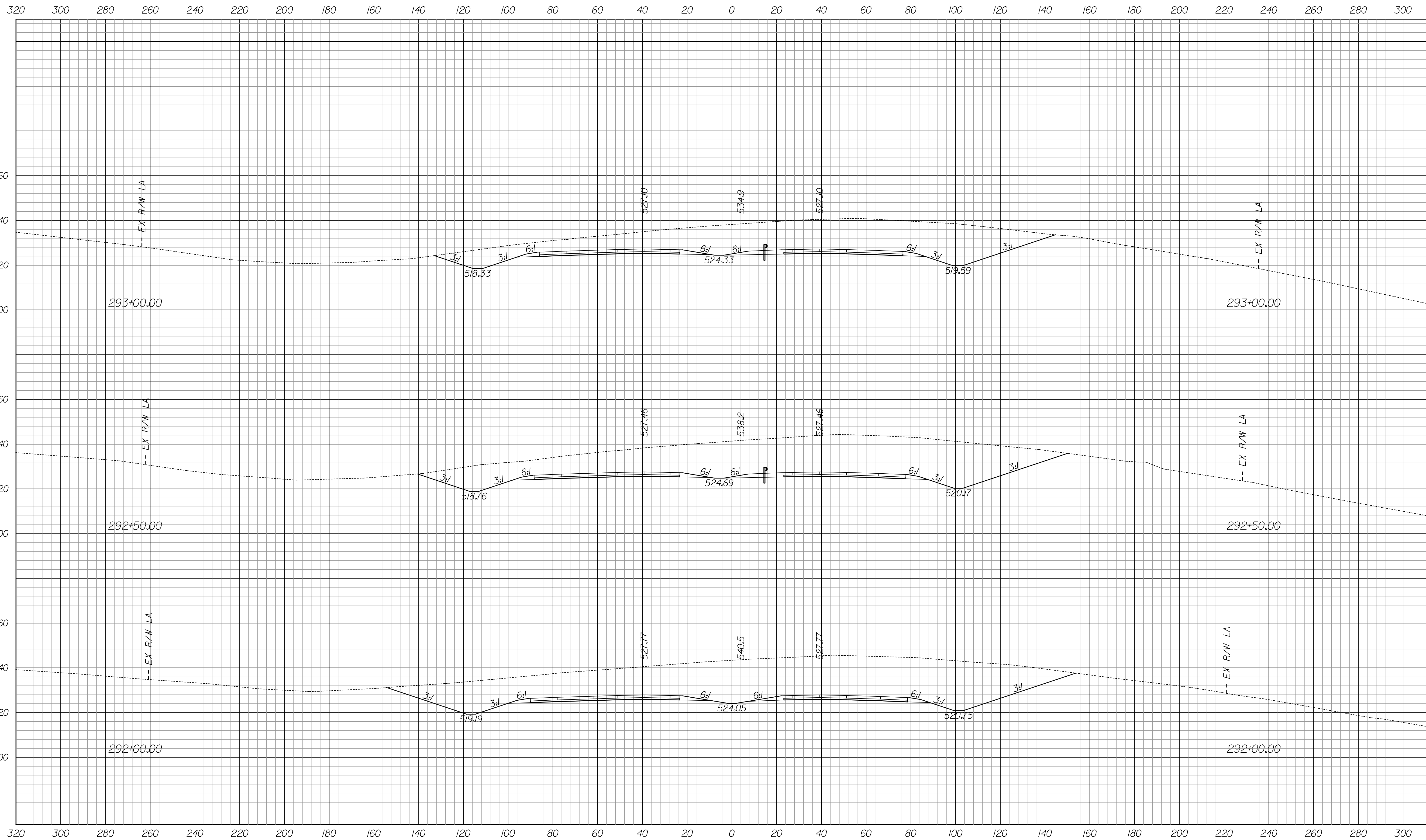
RECOMMENDED FOR APPROVAL \_\_\_\_\_  
 DESIGN ENGINEER DATE \_\_\_\_\_

DESIGNED: JSB DRAWN: MRS  
 CHECKED: WSL CHECKED: JSB

INDIANA  
 DEPARTMENT OF TRANSPORTATION

CROSS SECTIONS  
 LINE "A"  
 STA. 290+50.00 TO 291+50.00

HORIZONTAL SCALE 1" = 20'	BRIDGE FILE 265-10-9604	
VERTICAL SCALE 1" = 20'	DESIGNATION 0810242	
SURVEY BOOK	DWG. NO. XS-23	SHEET NO. 23 of 26
CONTRACT	PROJECT 0810242	



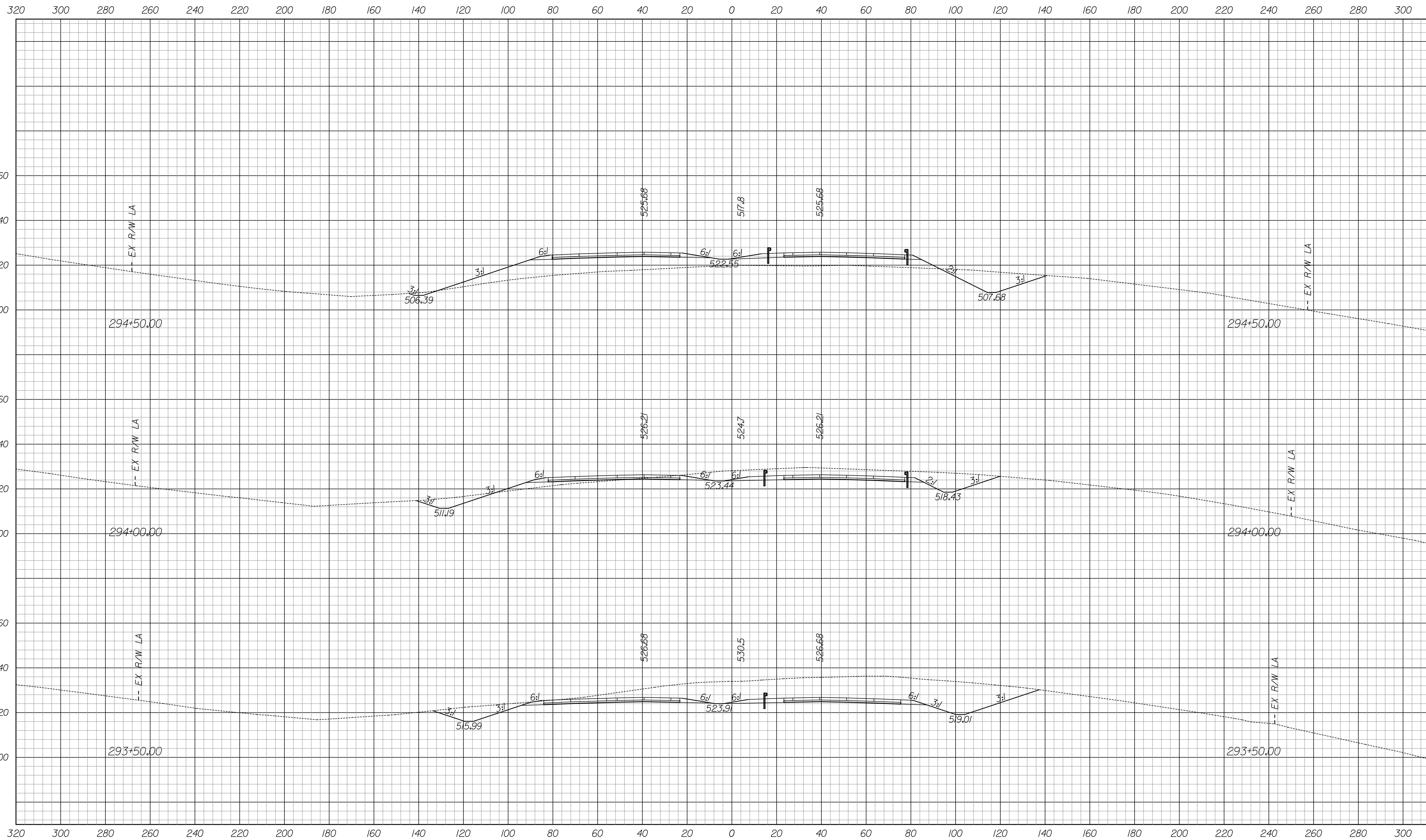
12/27/2011 3:57:40 PM  
 P:\2005\07740\Drawings\me0887\XsLA.dgn

RECOMMENDED FOR APPROVAL \_\_\_\_\_  
 DESIGN ENGINEER DATE  
 DESIGNED: JSB DRAWN: MRS  
 CHECKED: WSL CHECKED: JSB

INDIANA  
 DEPARTMENT OF TRANSPORTATION  
 CROSS SECTIONS  
 LINE "A"  
 STA. 292+00.00 TO 293+00.00

HORIZONTAL SCALE 1" = 20'	BRIDGE FILE 265-10-9604	
VERTICAL SCALE 1" = 20'	DESIGNATION 0810242	
SURVEY BOOK	DWG. NO. XS-24	SHEET NO. 24 of 26
CONTRACT	PROJECT 0810242	



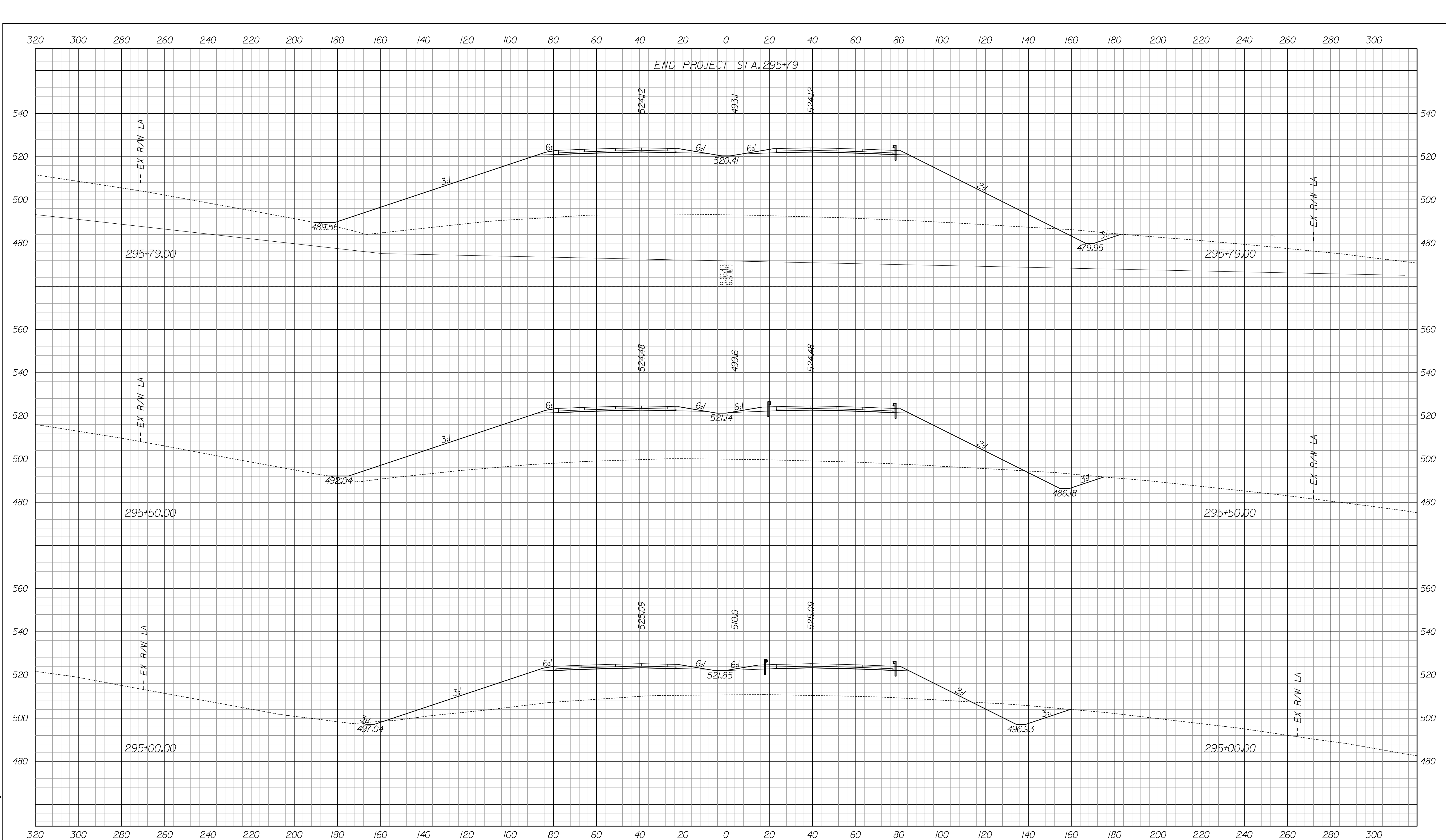


12/27/2011 3:57:46 PM  
 F:\2005\077\A01\Drawings\me08817\3sLA.dgn

RECOMMENDED FOR APPROVAL \_\_\_\_\_  
 DESIGN ENGINEER DATE  
 DESIGNED: JSB DRAWN: MRS  
 CHECKED: WSL CHECKED: JSB

INDIANA  
 DEPARTMENT OF TRANSPORTATION  
 CROSS SECTIONS  
 LINE "A"  
 STA. 293+50.00 TO 294+50.00

HORIZONTAL SCALE 1" = 20'	BRIDGE FILE 265-10-9604	
VERTICAL SCALE 1" = 20'	DESIGNATION 0810242	
SURVEY BOOK	DWG. NO. XS-25	SHEET NO. 25 of 26
CONTRACT	PROJECT 0810242	

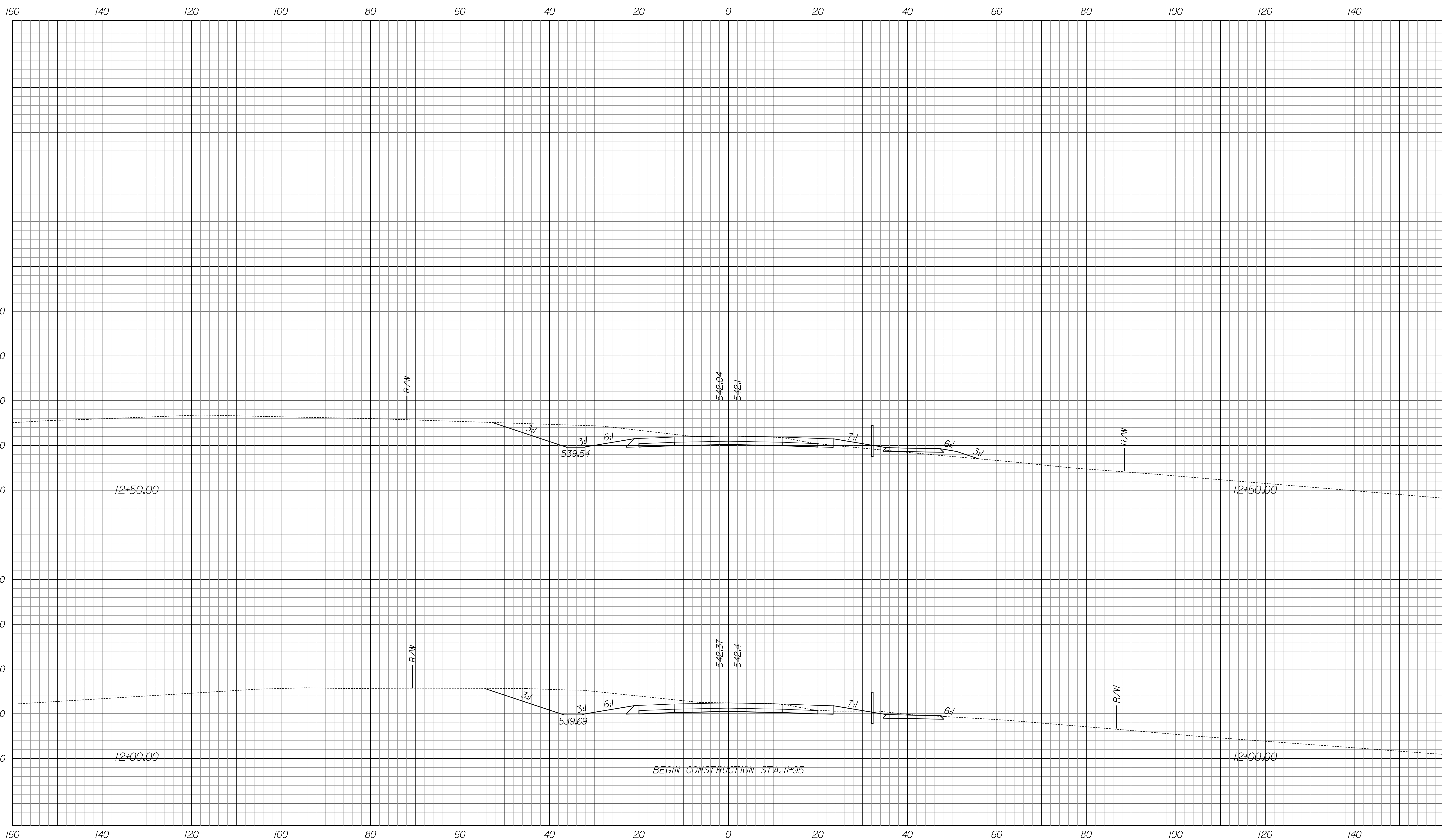


12/27/2011 3:57:45 PM  
 P:\W2005\UT7\A01\_Drawings\me08817\XsLA.dgn

RECOMMENDED FOR APPROVAL _____	
DESIGNED: JSB	DRAWN: MRS
CHECKED: WSL	CHECKED: JSB

INDIANA  
 DEPARTMENT OF TRANSPORTATION  
 CROSS SECTIONS  
 LINE "A"  
 STA. 295+00.00 TO 295+79.00

HORIZONTAL SCALE 1" = 20'	BRIDGE FILE 265-10-9604
VERTICAL SCALE 1" = 20'	DESIGNATION 0810242
SURVEY BOOK	DWG. NO. XS-26
CONTRACT	SHEET NO. 26 of 26
	PROJECT 0810242

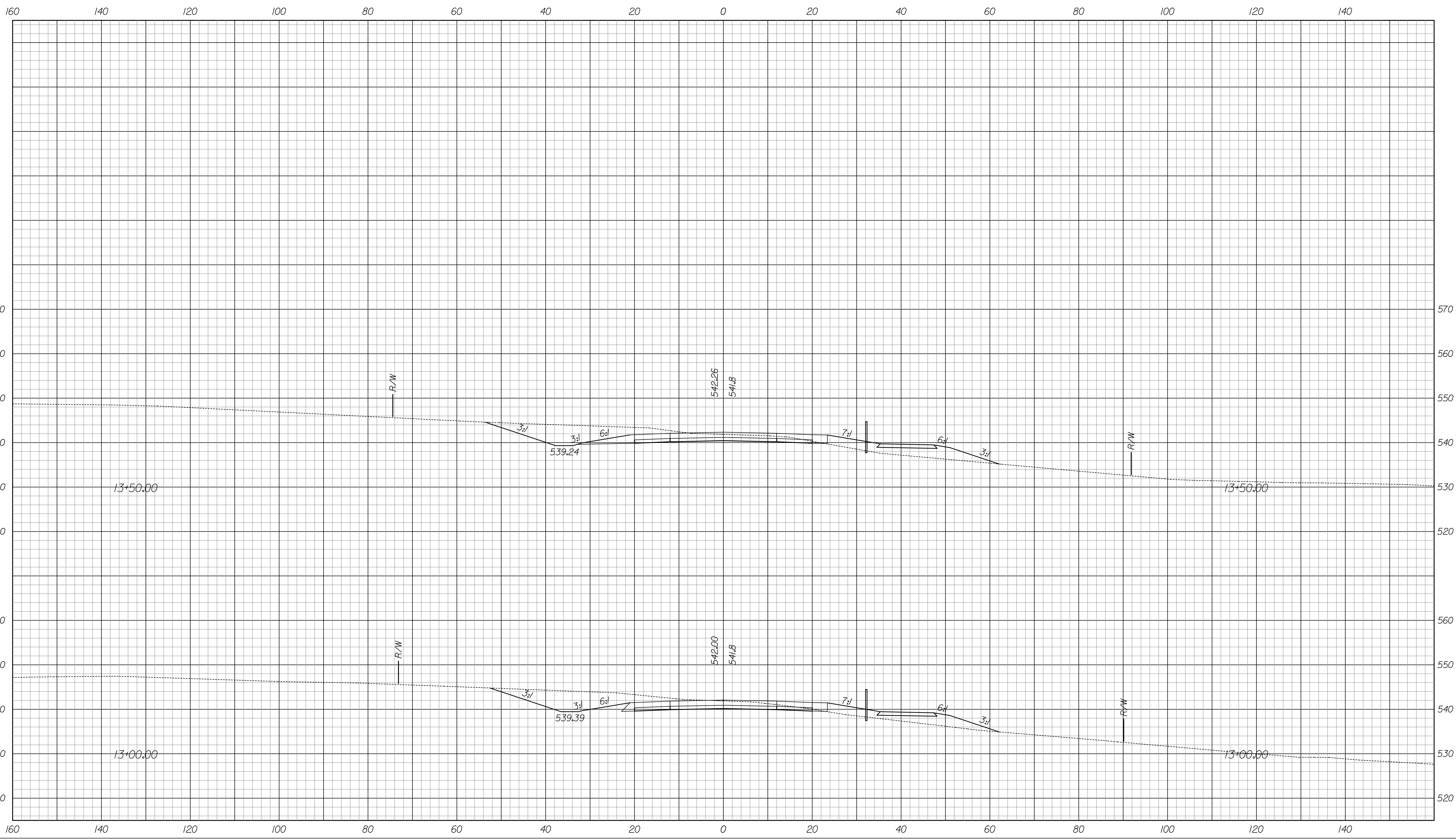


12/27/2011 3:57:49 PM  
 P:\2005\UTTAU\Drawings\me0887\XsLS1.dgn

RECOMMENDED FOR APPROVAL _____		DESIGN ENGINEER _____	DATE _____
DESIGNED: JSB	DRAWN: MRS		
CHECKED: WSL	CHECKED: JSB		

INDIANA  
 DEPARTMENT OF TRANSPORTATION  
 CROSS SECTIONS  
 LINE "LS-1"  
 STA. 11+50.00 TO 12+50.00

HORIZONTAL SCALE 1" = 10'	BRIDGE FILE 265-10-9604	
VERTICAL SCALE 1" = 10'	DESIGNATION 0810242	
SURVEY BOOK	DWG. NO. XS-1	SHEET NO. 1 of 25
CONTRACT	PROJECT 0810242	

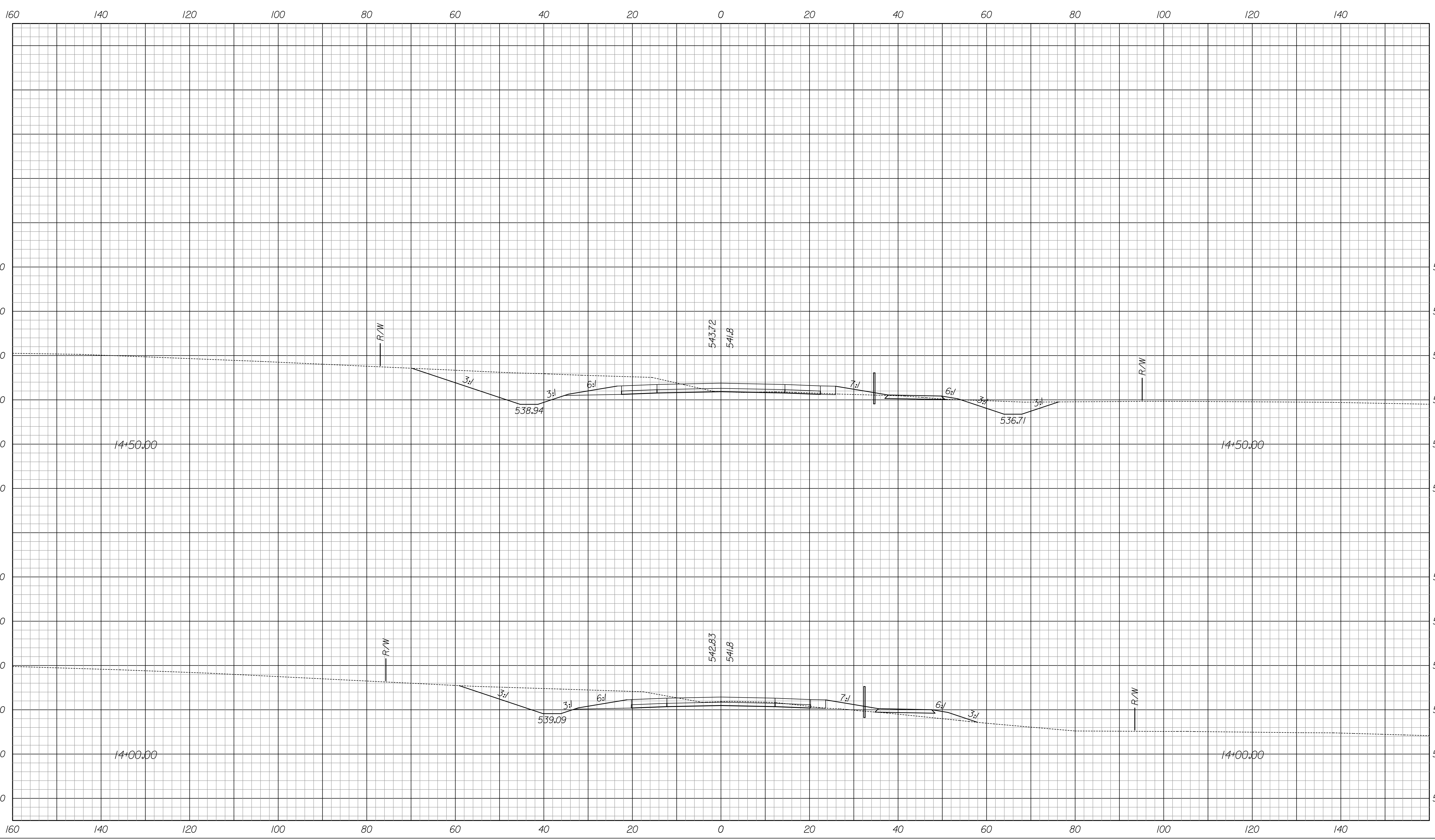


12/27/2011 3:57:51 PM  
 P:\W2005\UTTAU\_Drawings\me0887\DrawLS1.dgn

RECOMMENDED FOR APPROVAL _____		DESIGN ENGINEER _____ DATE _____	
DESIGNED: JSB	DRAWN: MRS		
CHECKED: WSL	CHECKED: JSB		

INDIANA  
 DEPARTMENT OF TRANSPORTATION  
 CROSS SECTIONS  
 LINE "LS-1"  
 STA. 13+00.00 TO 13+50.00

HORIZONTAL SCALE 1" = 10'	BRIDGE FILE 265-10-9604	
VERTICAL SCALE 1" = 10'	DESIGNATION 0810242	
SURVEY BOOK	DWG. NO. XS-2	SHEET NO. 2 of 25
CONTRACT	PROJECT 0810242	

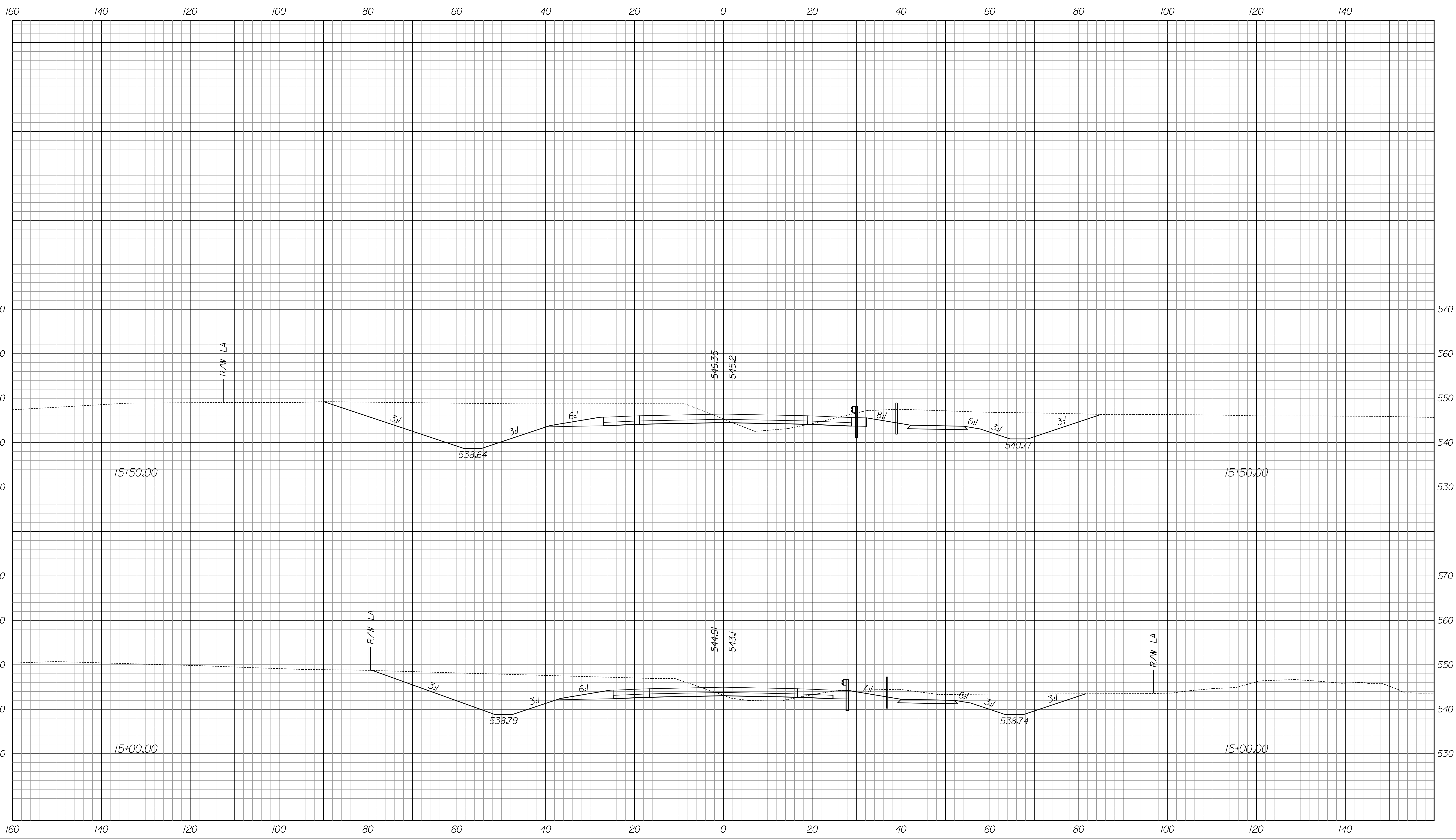


12/27/2011 3:57:53 PM  
 P:\W2005\UTTAU\_Drawings\me0887\XsLS1.dgn

RECOMMENDED FOR APPROVAL _____		DESIGN ENGINEER _____ DATE _____	
DESIGNED: JSB	DRAWN: MRS		
CHECKED: WSL	CHECKED: JSB		

INDIANA  
 DEPARTMENT OF TRANSPORTATION  
 CROSS SECTIONS  
 LINE "LS-1"  
 STA. 14+00.00 TO 14+50.00

HORIZONTAL SCALE 1" = 10'	BRIDGE FILE 265-10-9604	
VERTICAL SCALE 1" = 10'	DESIGNATION 0810242	
SURVEY BOOK	DWG. NO. XS-3	SHEET NO. 3 of 25
CONTRACT	PROJECT 0810242	



12/27/2011 3:57:54 PM  
 P:\W2005\UTTAU\_Drawings\me0887\08xLS1.dgn

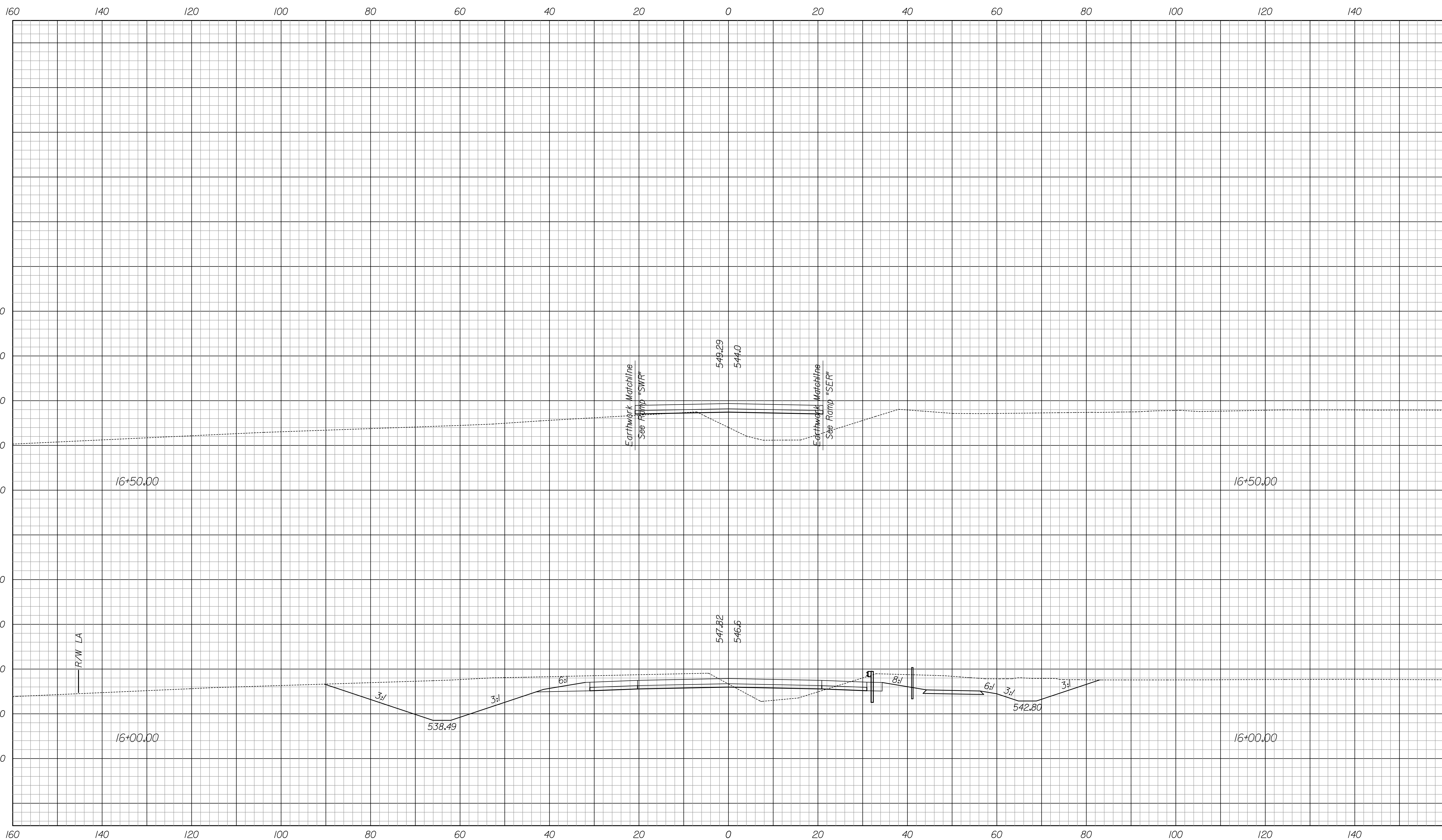
RECOMMENDED FOR APPROVAL \_\_\_\_\_  
 DESIGN ENGINEER DATE

DESIGNED: JSB DRAWN: MRS  
 CHECKED: WSL CHECKED: JSB

INDIANA  
 DEPARTMENT OF TRANSPORTATION

CROSS SECTIONS  
 LINE "LS-1"  
 STA. 15+00.00 TO 15+50.00

HORIZONTAL SCALE 1" = 10'	BRIDGE FILE 265-10-9604	
VERTICAL SCALE 1" = 10'	DESIGNATION 0810242	
SURVEY BOOK	DWG. NO. XS-4	SHEET NO. 4 of 25
CONTRACT	PROJECT 0810242	

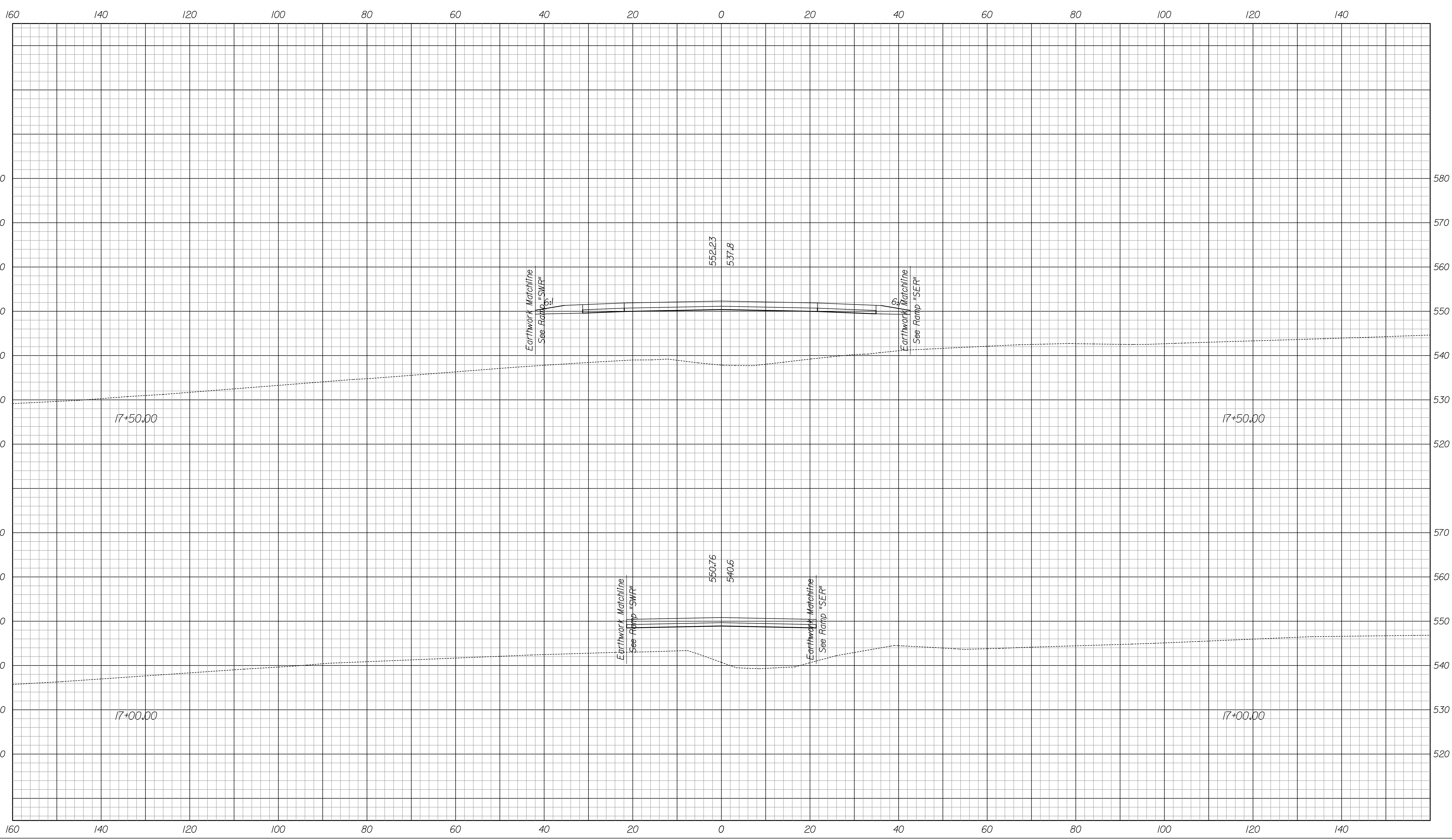


12/27/2011 3:57:56 PM  
 P:\V2005\UT7\AU\_Drawings\me0887\XS-5.dgn

RECOMMENDED FOR APPROVAL \_\_\_\_\_  
 DESIGN ENGINEER DATE  
 DESIGNED: JSB DRAWN: MRS  
 CHECKED: WSL CHECKED: JSB

INDIANA  
 DEPARTMENT OF TRANSPORTATION  
 CROSS SECTIONS  
 LINE "LS-1"  
 STA. 16+00.00 TO 16+50.00

HORIZONTAL SCALE 1" = 10'	BRIDGE FILE 265-10-9604	
VERTICAL SCALE 1" = 10'	DESIGNATION 0810242	
SURVEY BOOK	DWG. NO. XS-5	SHEET NO. 5 of 25
CONTRACT	PROJECT 0810242	



12/27/2011 3:57:58 PM  
 P:\W2005\UTTAU\_Drawings\me0887\LS-1.dgn

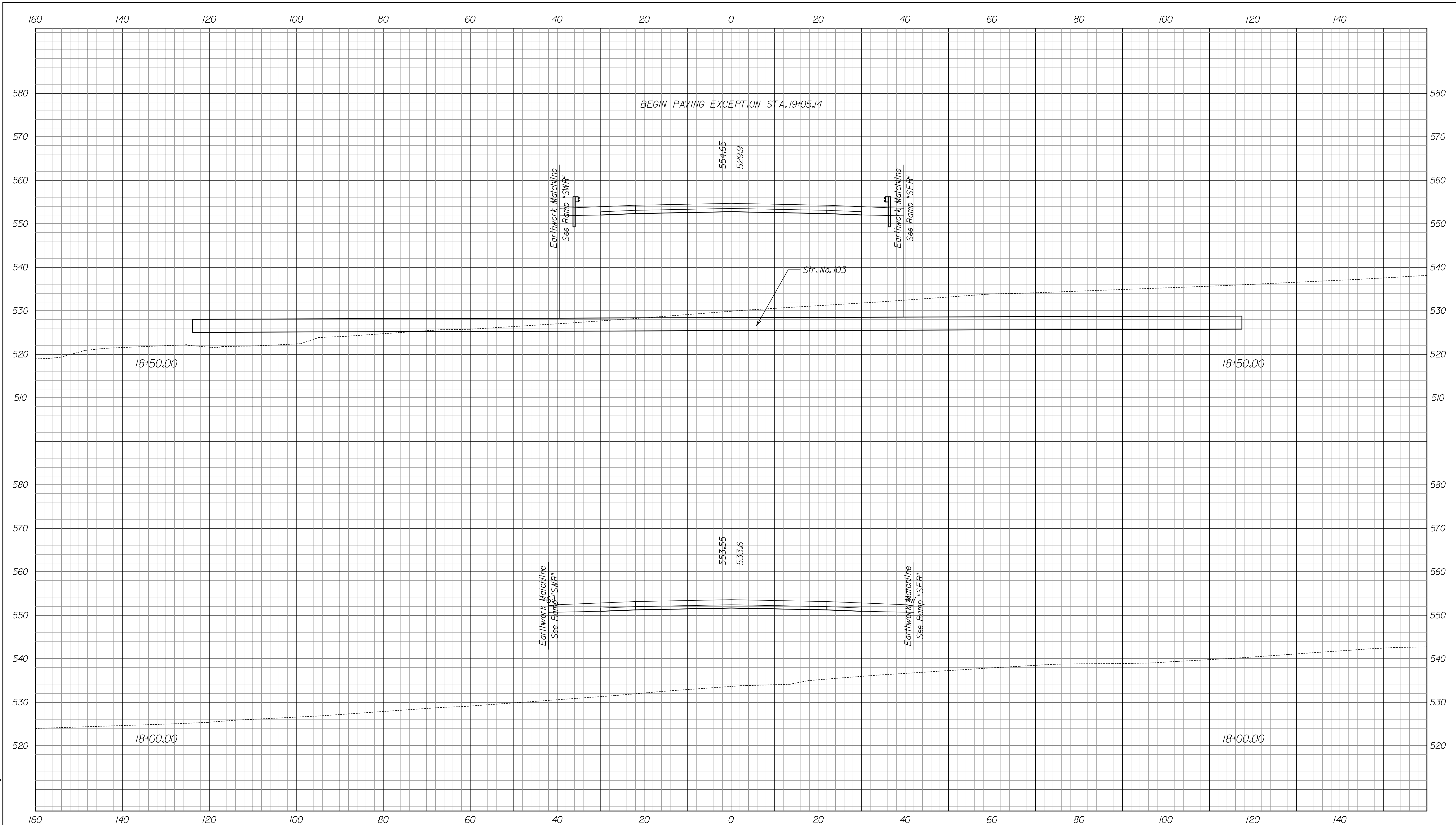
RECOMMENDED FOR APPROVAL \_\_\_\_\_  
 DESIGN ENGINEER DATE

DESIGNED: JSB DRAWN: MRS  
 CHECKED: WSL CHECKED: JSB

INDIANA  
 DEPARTMENT OF TRANSPORTATION  
 CROSS SECTIONS  
 LINE "LS-1"  
 STA. 17+00.00 TO 17+50.00

HORIZONTAL SCALE 1" = 10'	BRIDGE FILE 265-10-9604	
VERTICAL SCALE 1" = 10'	DESIGNATION 0810242	
SURVEY BOOK	DWG. NO. XS-6	SHEET NO. 6 of 25
CONTRACT	PROJECT 0810242	



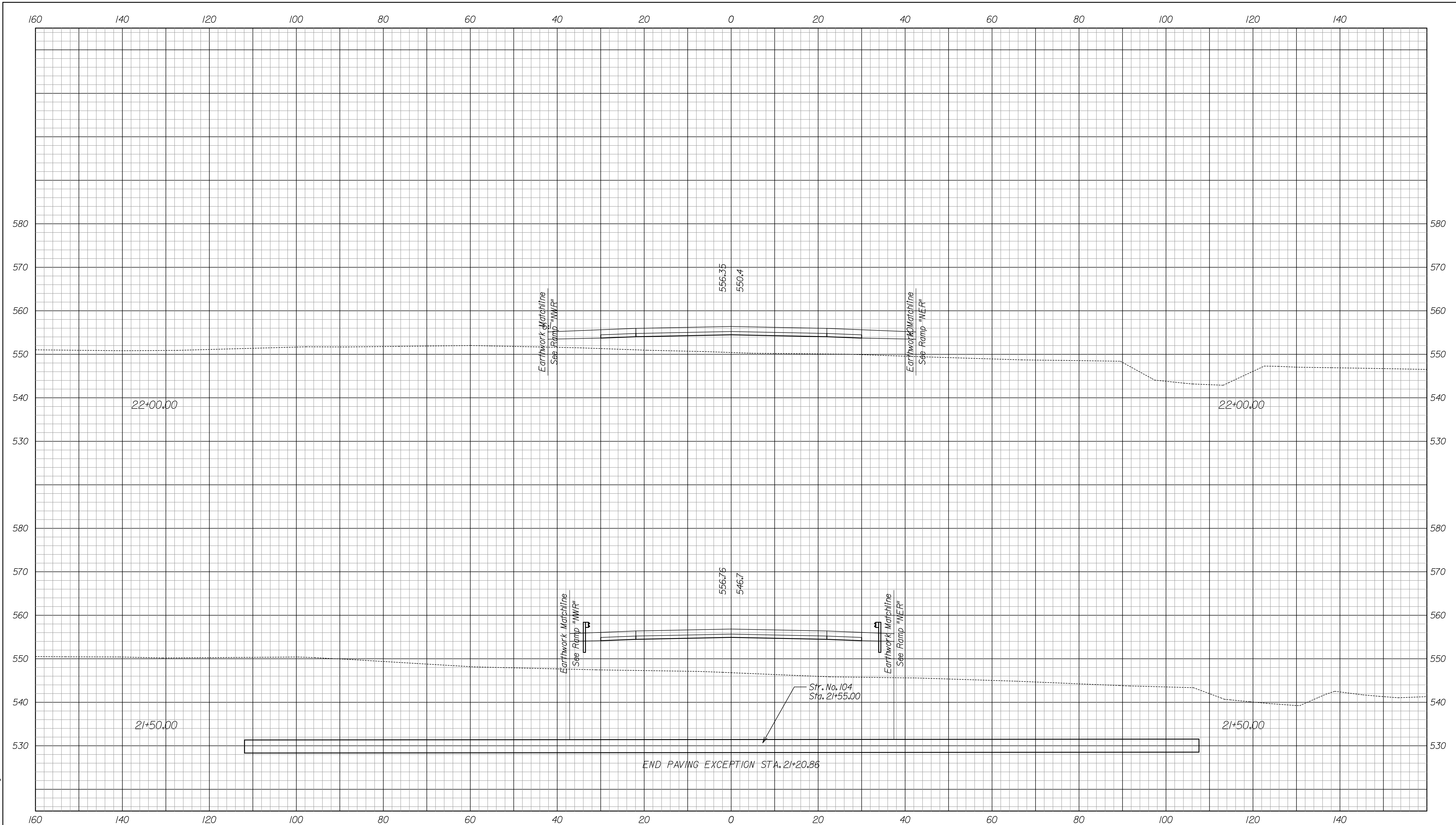


12/27/2011 3:57:59 PM  
 P:\W2005\UTTAU\Drawings\me0887\ls1.dgn

RECOMMENDED FOR APPROVAL _____		DESIGN ENGINEER _____		DATE _____	
DESIGNED: JSB	DRAWN: MRS				
CHECKED: WSL	CHECKED: JSB				

INDIANA  
 DEPARTMENT OF TRANSPORTATION  
 CROSS SECTIONS  
 LINE "LS-1"  
 STA. 18+00.00 TO 18+50.00

HORIZONTAL SCALE 1" = 10'	BRIDGE FILE 265-10-9604	
VERTICAL SCALE 1" = 10'	DESIGNATION 0810242	
SURVEY BOOK	DWG. NO. XS-7	SHEET NO. 7 of 25
CONTRACT	PROJECT 0810242	

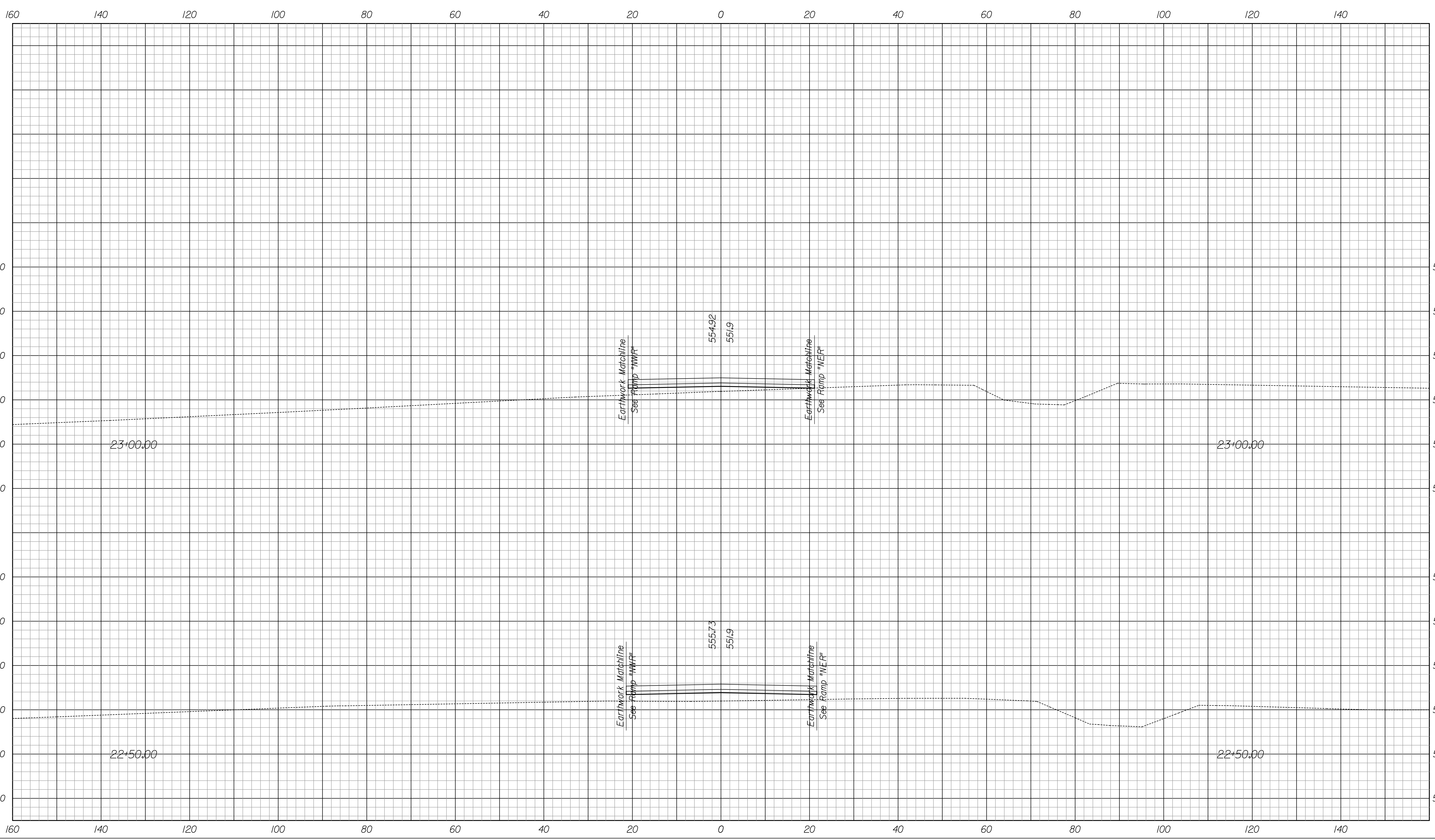


12/27/2011 3:58:01 PM  
 F:\V2005\UTTAU\_Drawings\me0887\XsLS1.dgn

RECOMMENDED FOR APPROVAL _____		DESIGN ENGINEER	DATE
DESIGNED: JSB	DRAWN: MRS		
CHECKED: WSL	CHECKED: JSB		

INDIANA  
 DEPARTMENT OF TRANSPORTATION  
 CROSS SECTIONS  
 LINE "LS-1"  
 STA. 21+50.00 TO 22+00.00

HORIZONTAL SCALE 1" = 10'	BRIDGE FILE 265-10-9604	
VERTICAL SCALE 1" = 10'	DESIGNATION 0810242	
SURVEY BOOK	DWG. NO. XS-8	SHEET NO. 8 of 25
CONTRACT	PROJECT 0810242	

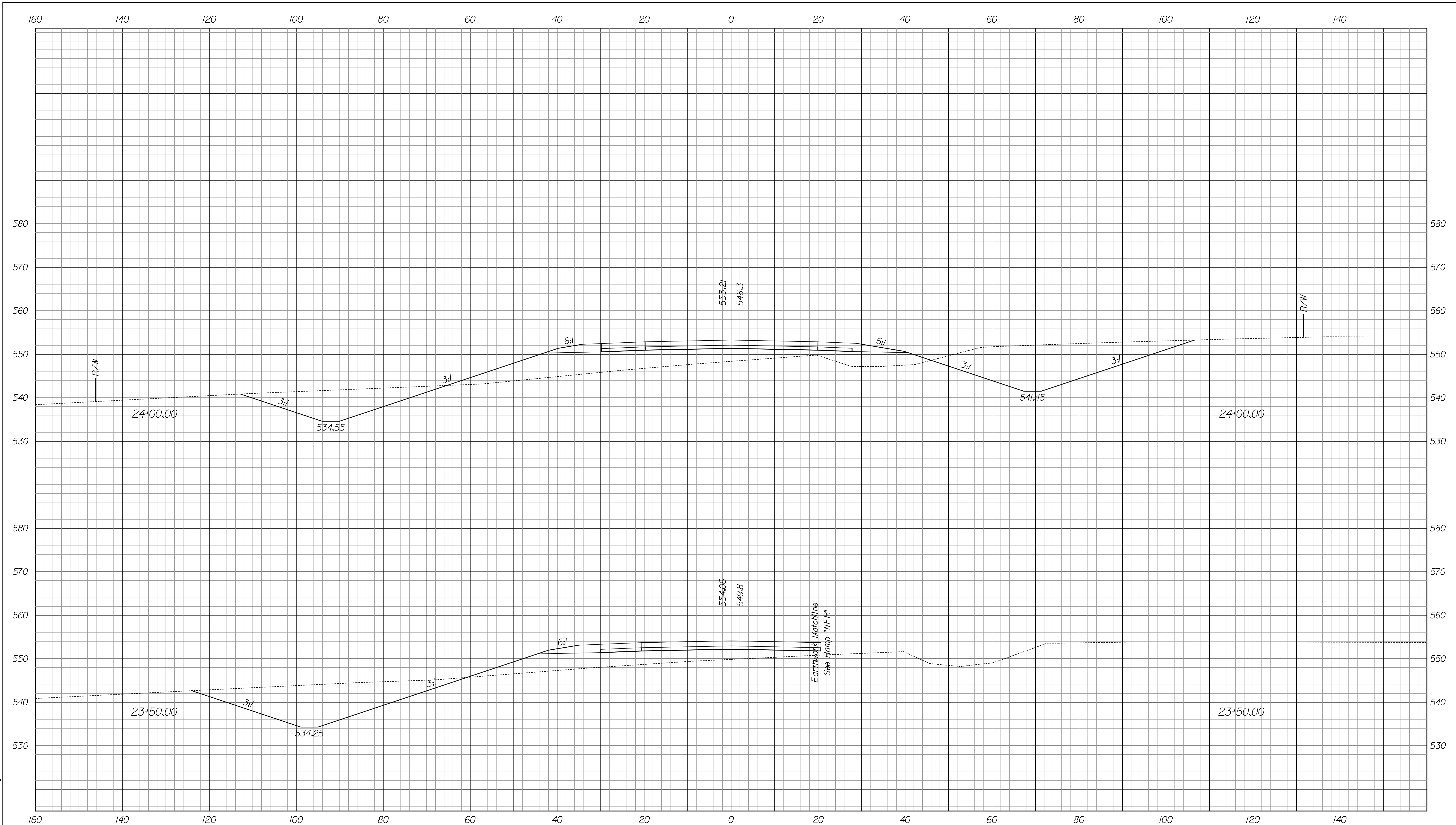


12/27/2011 3:56:03 PM  
 P:\2005\UTTAU.Drawings\me08817\XsLS1.dgn

RECOMMENDED FOR APPROVAL _____		DESIGN ENGINEER _____		DATE _____	
DESIGNED: JSB	DRAWN: MRS				
CHECKED: WSL	CHECKED: JSB				

INDIANA  
 DEPARTMENT OF TRANSPORTATION  
 CROSS SECTIONS  
 LINE "LS-1"  
 STA. 22+50.00 TO 23+00.00

HORIZONTAL SCALE 1" = 10'	BRIDGE FILE 265-10-9604	
VERTICAL SCALE 1" = 10'	DESIGNATION 0810242	
SURVEY BOOK	DWG. NO. XS-9	SHEET NO. 9 of 25
CONTRACT	PROJECT 0810242	

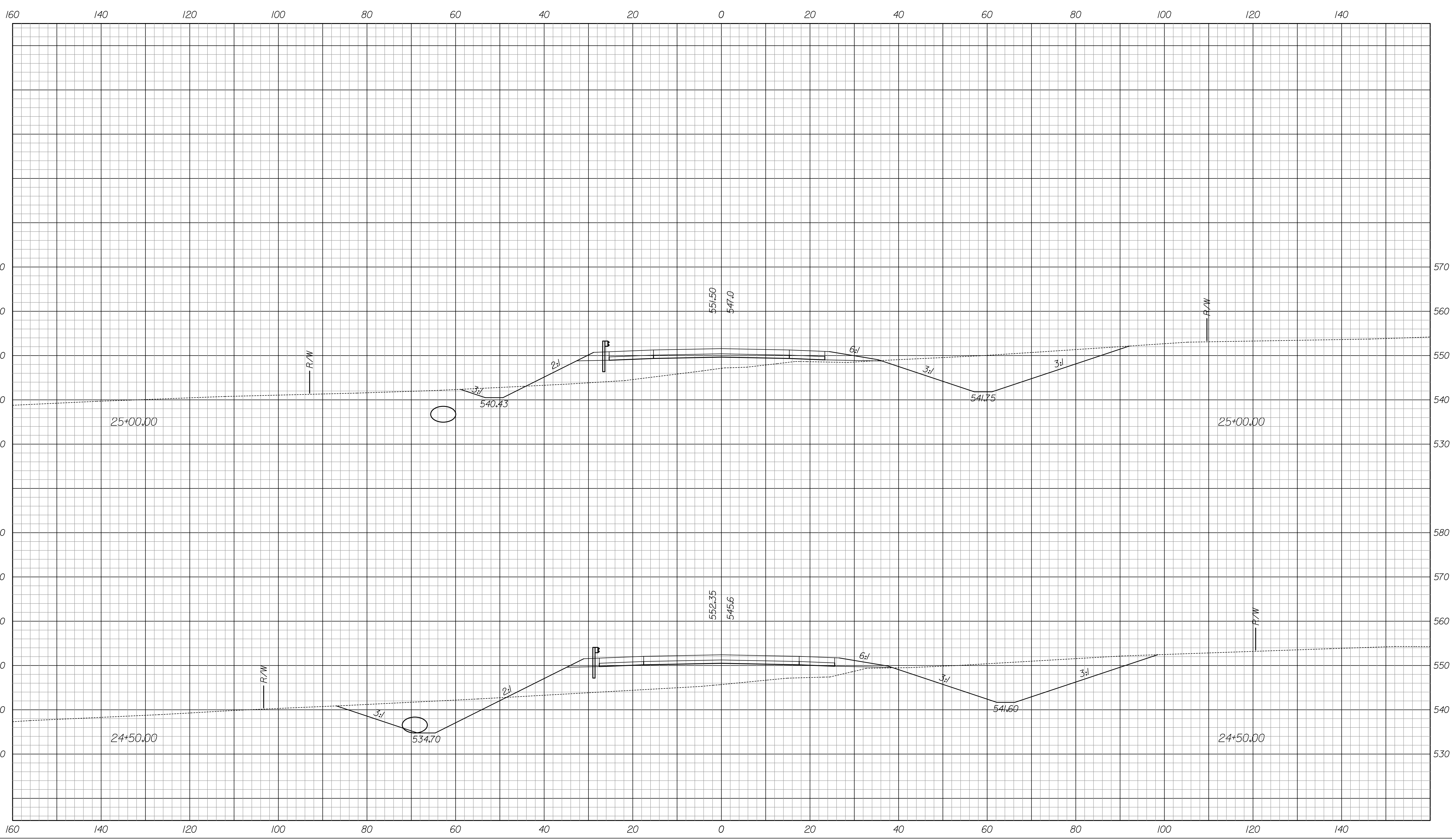


12/27/2011 3:56:04 PM  
 P:\V2005\UTTAU\_Drawings\me0887\XsLS1.dgn

RECOMMENDED FOR APPROVAL	DESIGN ENGINEER	DATE
DESIGNED:	JSB	DRAWN:
		MRS
CHECKED:	WSL	CHECKED:
		JSB

INDIANA  
 DEPARTMENT OF TRANSPORTATION  
 CROSS SECTIONS  
 LINE "LS-1"  
 STA. 23+50.00 TO 24+00.00

HORIZONTAL SCALE	BRIDGE FILE	
1" = 10'	265-10-9604	
VERTICAL SCALE	DESIGNATION	
1" = 10'	0810242	
SURVEY BOOK	DWG. NO.	SHEET NO.
	XS-10	10 of 25
CONTRACT	PROJECT	
	0810242	

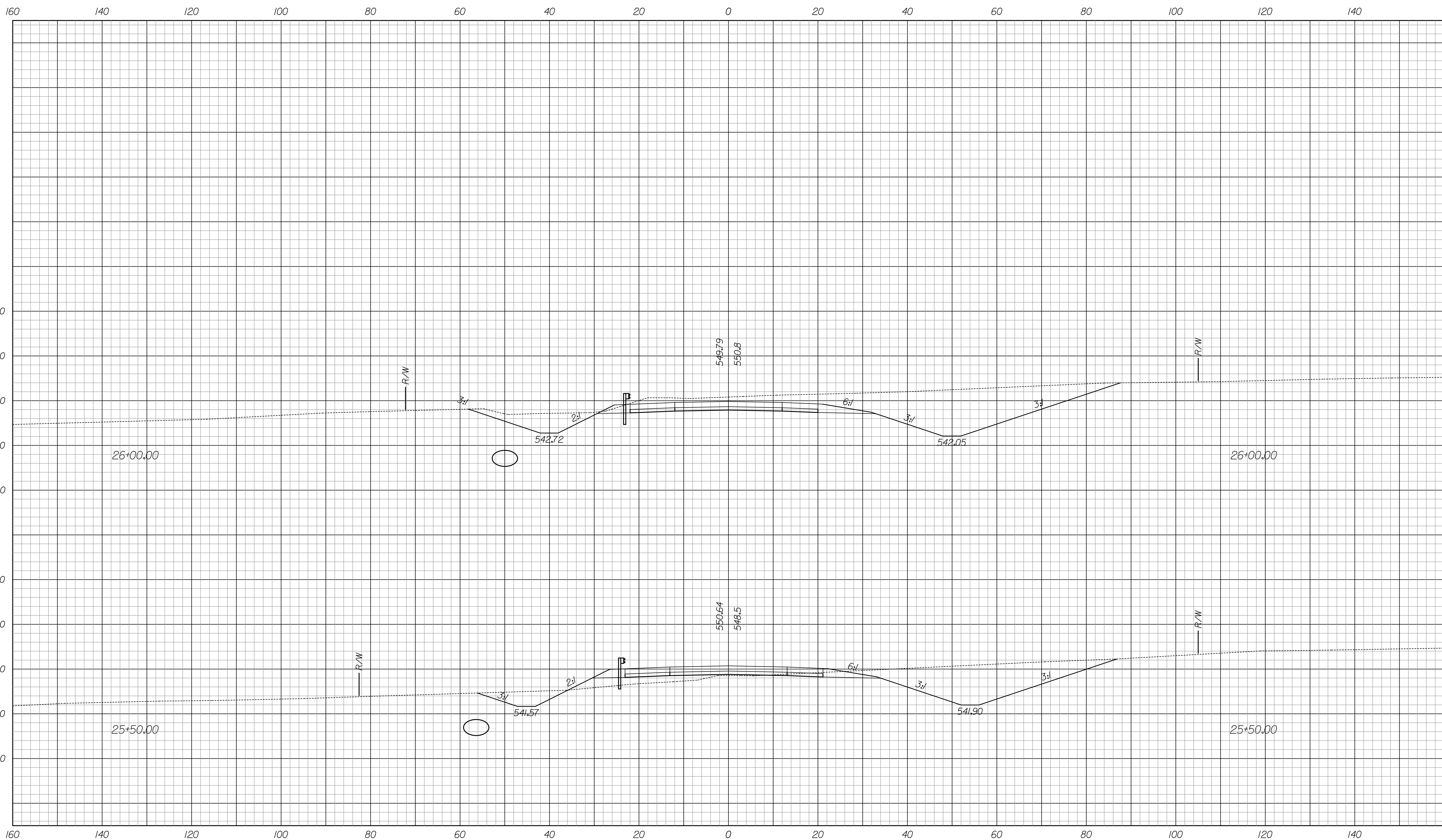


12/27/2011 3:56:06 PM  
 P:\V2005\UTTAU\_Drawings\me0887\LS1.dgn

RECOMMENDED FOR APPROVAL _____		DESIGN ENGINEER _____	DATE _____
DESIGNED: JSB	DRAWN: MRS		
CHECKED: WSL	CHECKED: JSB		

INDIANA  
 DEPARTMENT OF TRANSPORTATION  
 CROSS SECTIONS  
 LINE "LS-1"  
 STA. 24+50.00 TO 25+00.00

HORIZONTAL SCALE 1" = 10'	BRIDGE FILE 265-10-9604	
VERTICAL SCALE 1" = 10'	DESIGNATION 0810242	
SURVEY BOOK	DWG. NO. XS-II	SHEET NO. II of 25
CONTRACT	PROJECT 0810242	

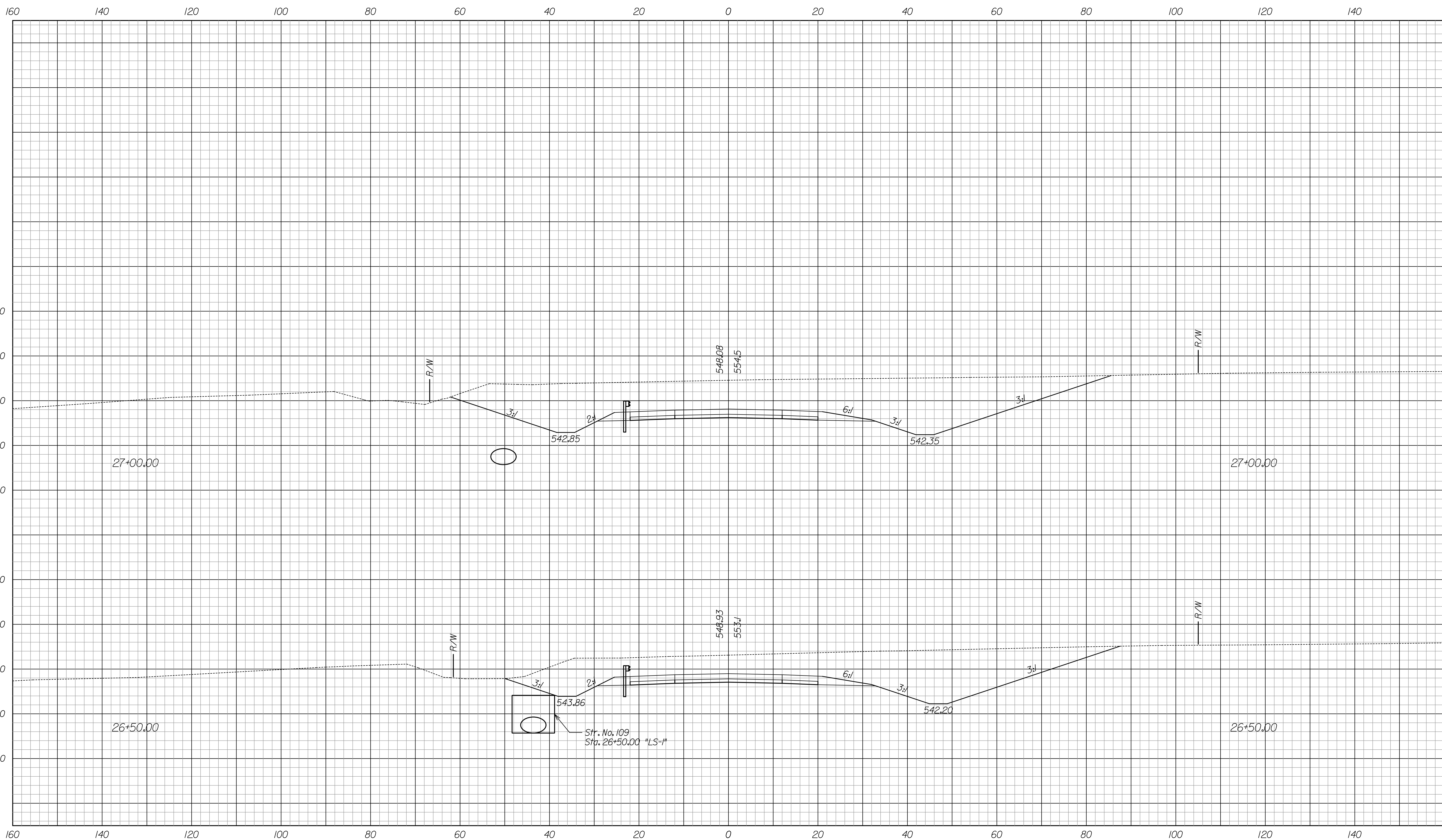


12/27/2011 3:56:08 PM  
 P:\V2005\UTTAU\_Drawings\me08817\LS-1.dgn

RECOMMENDED FOR APPROVAL _____		DESIGN ENGINEER _____	DATE _____
DESIGNED: JSB	DRAWN: MRS		
CHECKED: WSL	CHECKED: JSB		

INDIANA  
 DEPARTMENT OF TRANSPORTATION  
 CROSS SECTIONS  
 LINE "LS-1"  
 STA. 25+50.00 TO 26+00.00

HORIZONTAL SCALE 1" = 10'	BRIDGE FILE 265-10-9604	
VERTICAL SCALE 1" = 10'	DESIGNATION 0810242	
SURVEY BOOK	DWG. NO. XS-12	SHEET NO. 12 of 25
CONTRACT	PROJECT 0810242	

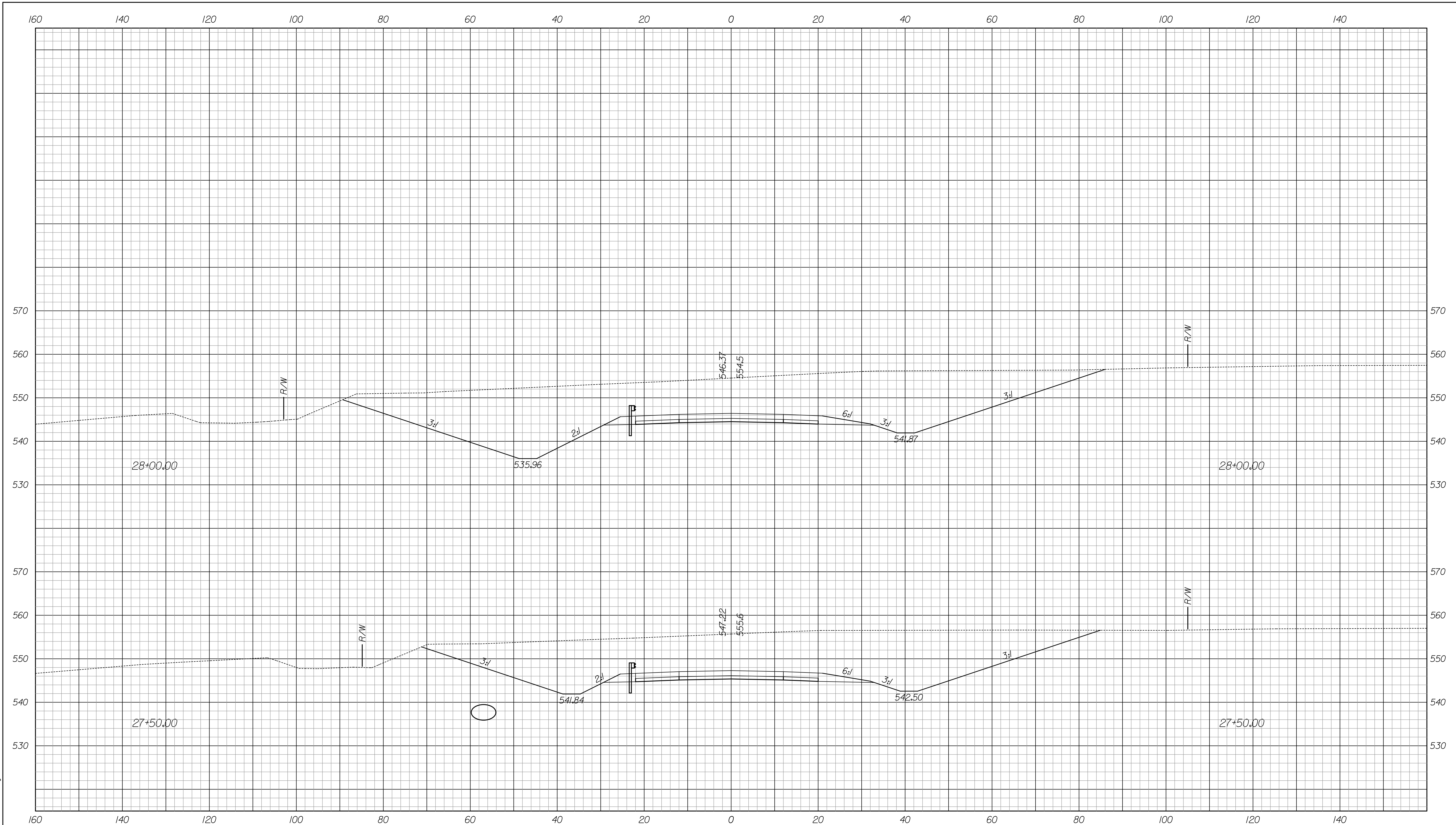


12/27/2011 3:56:09 PM  
 P:\V2005\UT7\A01\_Drawings\cme08817\cxsLS1.dgn

RECOMMENDED FOR APPROVAL	DESIGN ENGINEER	DATE
DESIGNED: JSB	DRAWN: MRS	
CHECKED: WSL	CHECKED: JSB	

INDIANA  
 DEPARTMENT OF TRANSPORTATION  
 CROSS SECTIONS  
 LINE "LS-1"  
 STA. 26+50.00 TO 27+00.00

HORIZONTAL SCALE 1" = 10'	BRIDGE FILE 265-10-9604	
VERTICAL SCALE 1" = 10'	DESIGNATION 0810242	
SURVEY BOOK	DWG. NO. XS-13	SHEET NO. 13 of 25
CONTRACT	PROJECT 0810242	



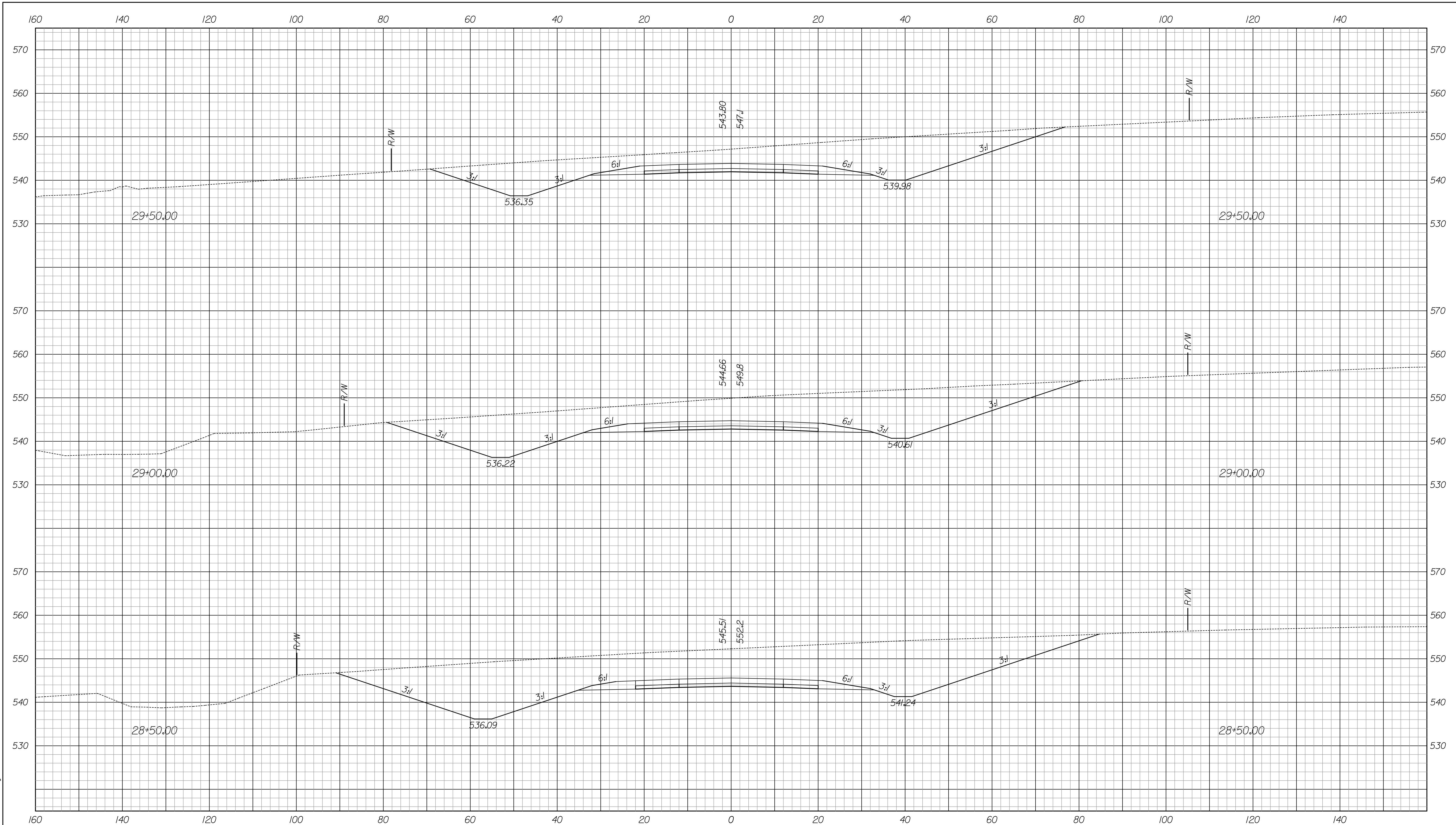
12/27/2011 3:58:11 PM  
 P:\V2005\UT7\A01\_Drawings\cme\BB17\LS-1.dgn

RECOMMENDED FOR APPROVAL _____	
DESIGN ENGINEER      DATE	
DESIGNED: JSB	DRAWN: MRS
CHECKED: WSL	CHECKED: JSB

INDIANA  
 DEPARTMENT OF TRANSPORTATION  
 CROSS SECTIONS  
 LINE "LS-1"  
 STA. 27+50.00 TO 28+00.00

HORIZONTAL SCALE 1" = 10'	BRIDGE FILE 265-10-9604	
VERTICAL SCALE 1" = 10'	DESIGNATION 0810242	
SURVEY BOOK	DWG. NO. XS-14	SHEET NO. 14 of 25
CONTRACT	PROJECT 0810242	



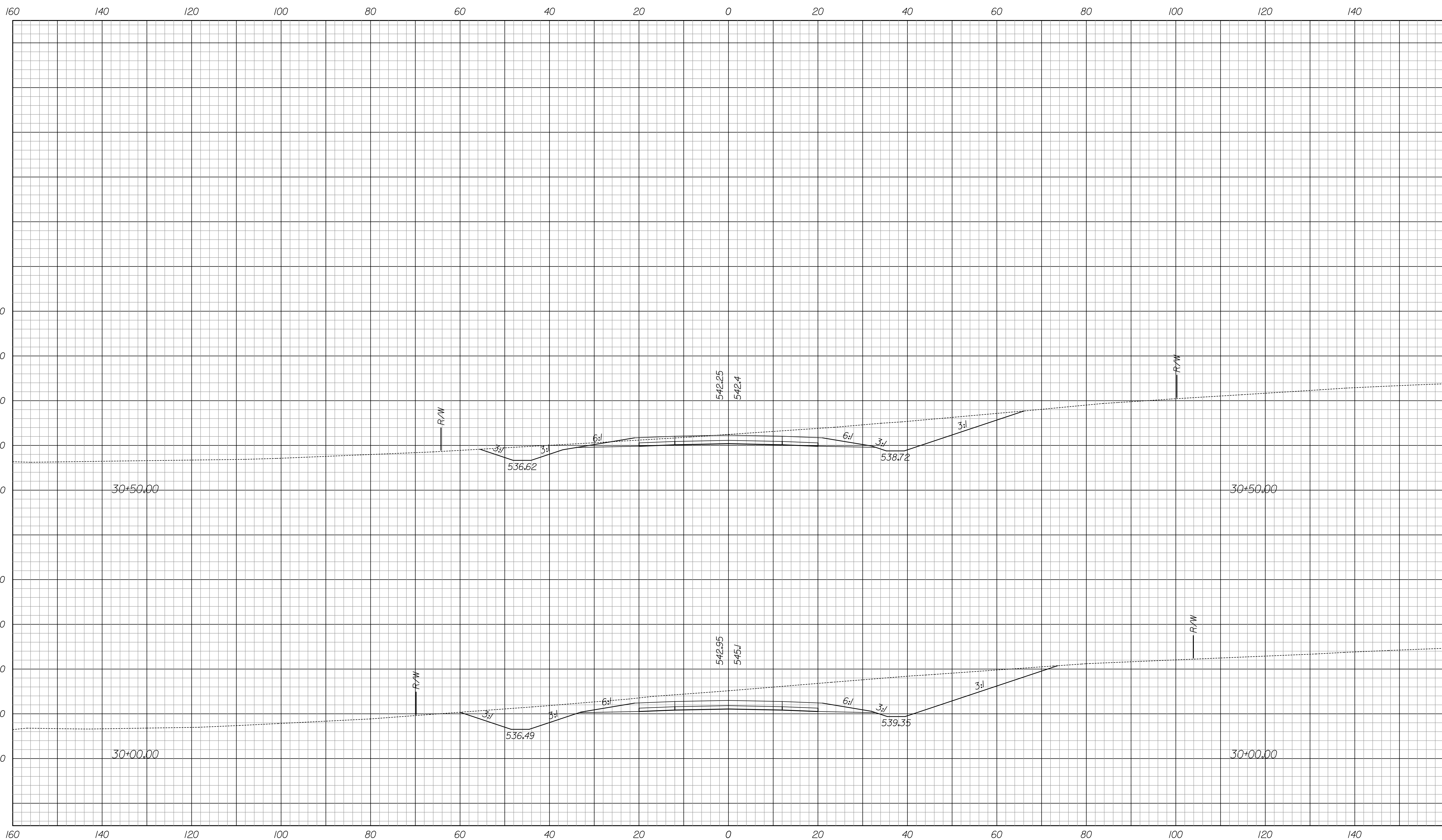


12/27/2011 3:58:13 PM  
 P:\V2005\UTTAU\_Drawings\me0887\ls1.dgn

RECOMMENDED FOR APPROVAL \_\_\_\_\_  
 DESIGN ENGINEER DATE  
 DESIGNED: JSB DRAWN: MRS  
 CHECKED: WSL CHECKED: JSB

INDIANA  
 DEPARTMENT OF TRANSPORTATION  
 CROSS SECTIONS  
 LINE "LS-1"  
 STA. 28+50.00 TO 29+50.00

HORIZONTAL SCALE 1" = 10'	BRIDGE FILE 265-10-9604	
VERTICAL SCALE 1" = 10'	DESIGNATION 0810242	
SURVEY BOOK	DWG. NO. XS-15	SHEET NO. 15 of 25
CONTRACT	PROJECT 0810242	

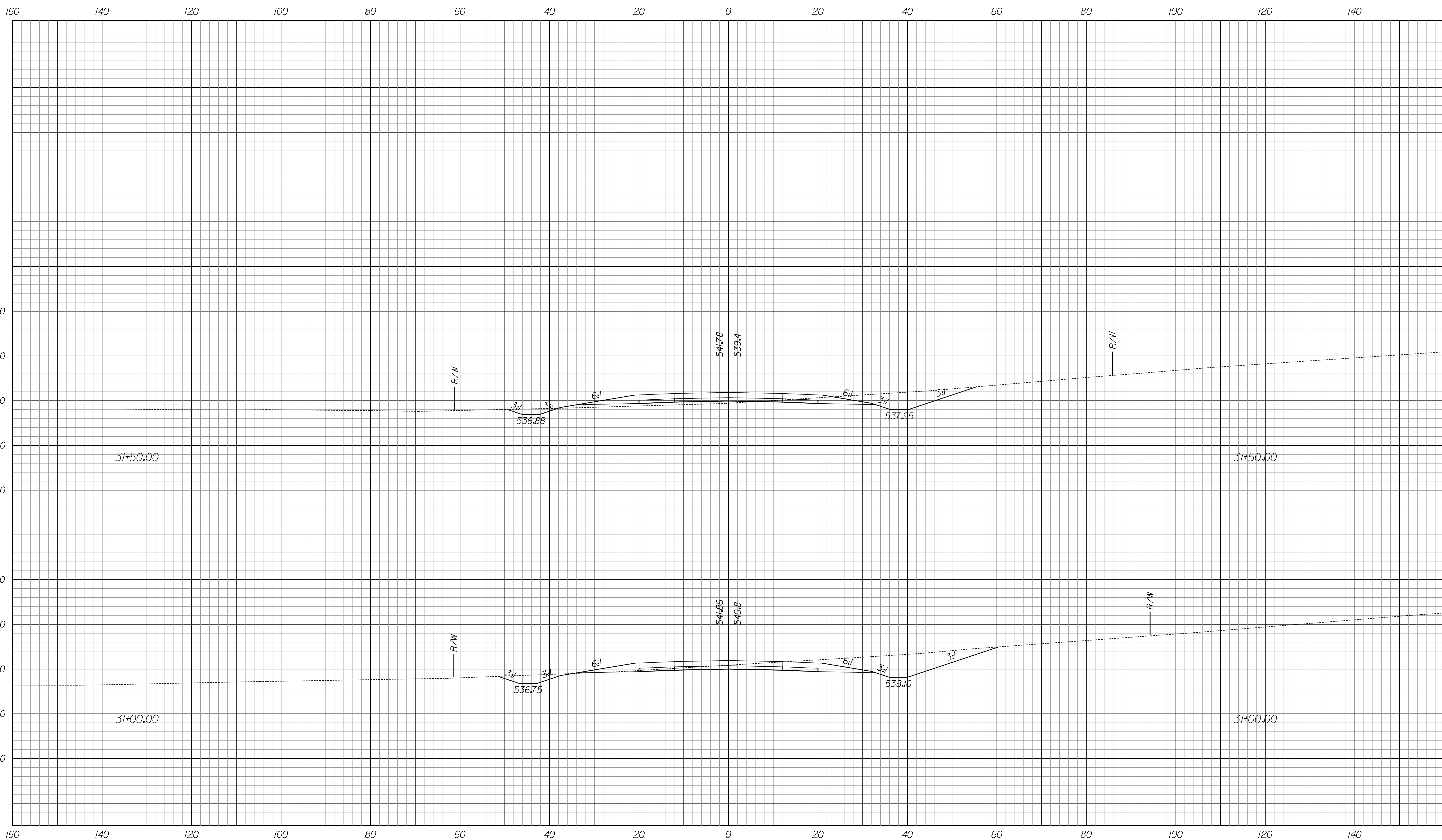


12/27/2011 3:58:14 PM  
 P:\W2005\UTTAU\Drawings\me08817\ls1.dgn

RECOMMENDED FOR APPROVAL \_\_\_\_\_  
 DESIGN ENGINEER DATE  
 DESIGNED: JSB DRAWN: MRS  
 CHECKED: WSL CHECKED: JSB

INDIANA  
 DEPARTMENT OF TRANSPORTATION  
 CROSS SECTIONS  
 LINE "LS-1"  
 STA. 30+00.00 TO 30+50.00

HORIZONTAL SCALE 1" = 10'	BRIDGE FILE 265-10-9604	
VERTICAL SCALE 1" = 10'	DESIGNATION OB10242	
SURVEY BOOK	DWG. NO. XS-16	SHEET NO. 16 of 25
CONTRACT	PROJECT OB10242	

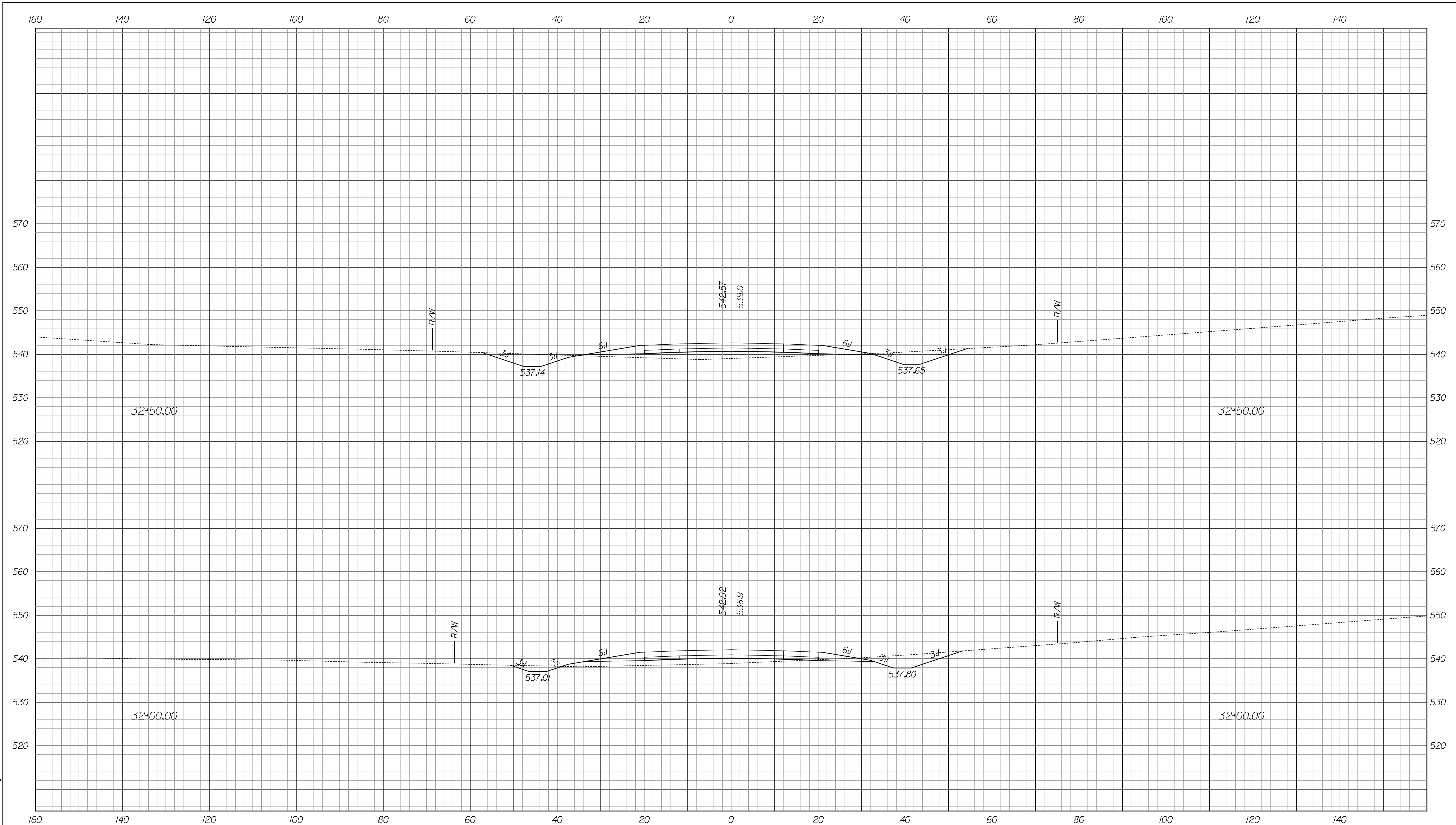


12/27/2011 3:58:16 PM  
 P:\V2005\UTTAU\_Drawings\me0887\LS1.dgn

RECOMMENDED FOR APPROVAL _____		DESIGN ENGINEER _____	DATE _____
DESIGNED: JSB	DRAWN: MRS		
CHECKED: WSL	CHECKED: JSB		

INDIANA  
 DEPARTMENT OF TRANSPORTATION  
 CROSS SECTIONS  
 LINE "LS-1"  
 STA. 31+00.00 TO 31+50.00

HORIZONTAL SCALE 1" = 10'	BRIDGE FILE 265-10-9604	
VERTICAL SCALE 1" = 10'	DESIGNATION 0810242	
SURVEY BOOK	DWG. NO. XS-17	SHEET NO. 17 of 25
CONTRACT	PROJECT 0810242	

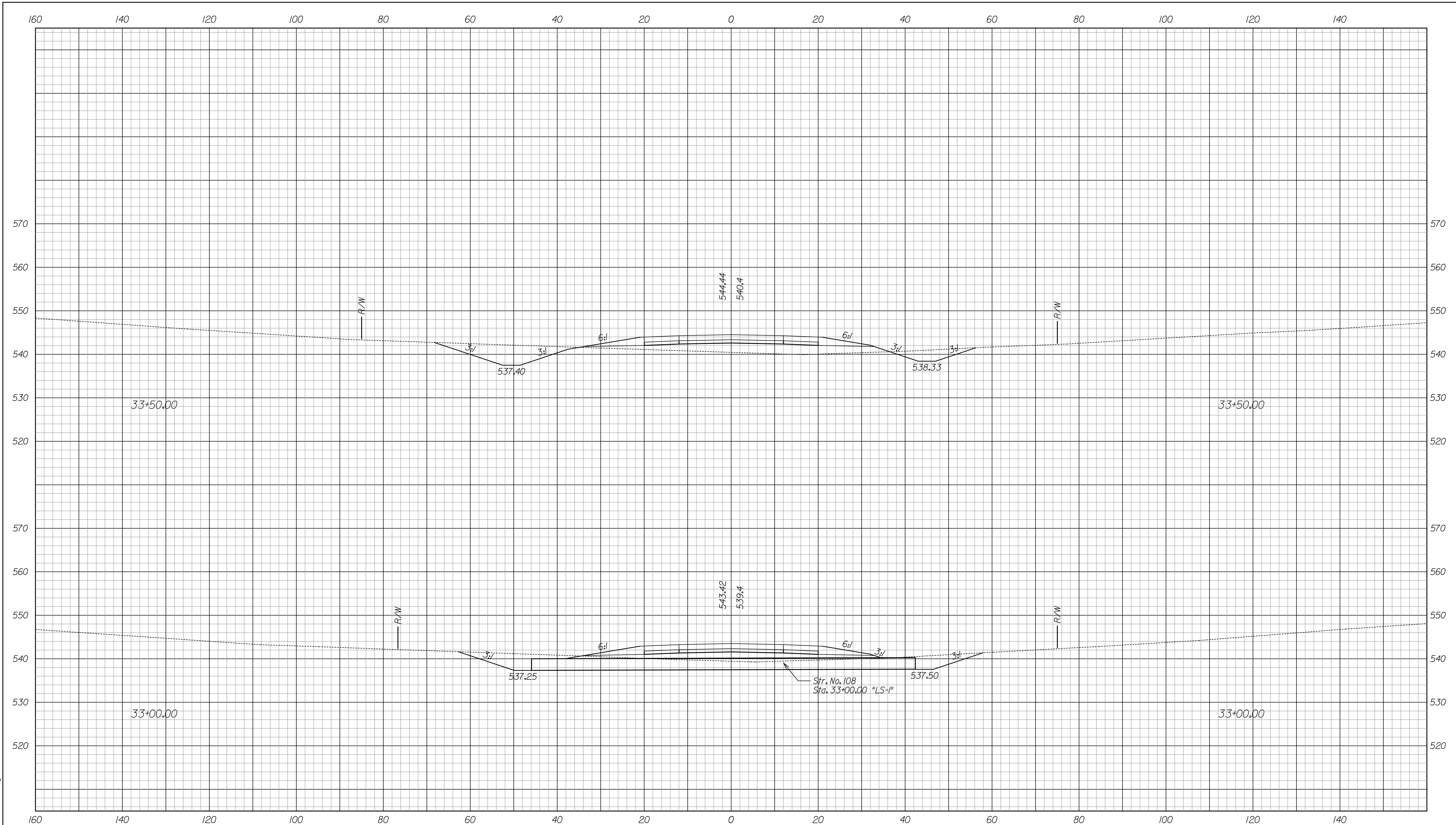


12/27/2011 3:58:18 PM  
 P:\V2005\UT7\AU\_Drawings\me0887\LS1.dgn

RECOMMENDED FOR APPROVAL _____		DESIGN ENGINEER _____ DATE _____	
DESIGNED: JSB	DRAWN: MRS		
CHECKED: WSL	CHECKED: JSB		

INDIANA  
 DEPARTMENT OF TRANSPORTATION  
 CROSS SECTIONS  
 LINE "LS-1"  
 STA. 32+00.00 TO 32+50.00

HORIZONTAL SCALE 1" = 10'	BRIDGE FILE 265-10-9604	
VERTICAL SCALE 1" = 10'	DESIGNATION 0810242	
SURVEY BOOK	DWG. NO. XS-18	SHEET NO. 18 of 25
CONTRACT	PROJECT 0810242	

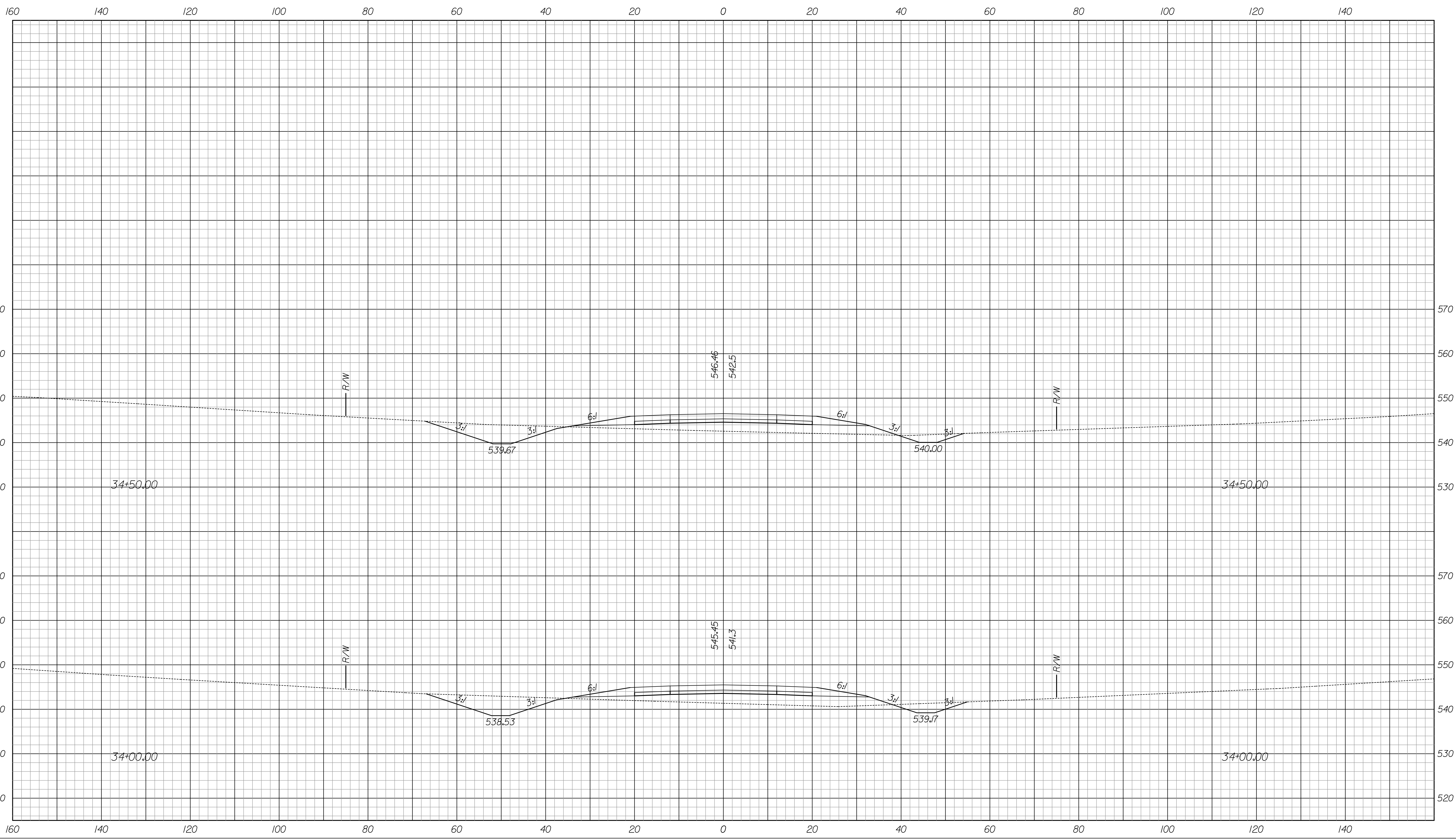


12/27/2011 3:58:19 PM  
 P:\V2005\UTTAU\_Drawings\me08817\LS-1.dgn

RECOMMENDED FOR APPROVAL _____		DESIGN ENGINEER _____	DATE _____
DESIGNED: JSB	DRAWN: MRS		
CHECKED: WSL	CHECKED: JSB		

INDIANA  
 DEPARTMENT OF TRANSPORTATION  
 CROSS SECTIONS  
 LINE "LS-1"  
 STA. 33+00.00 TO 33+50.00

HORIZONTAL SCALE 1" = 10'	BRIDGE FILE 265-10-9604	
VERTICAL SCALE 1" = 10'	DESIGNATION 0810242	
SURVEY BOOK	DWG. NO. XS-19	SHEET NO. 19 of 25
CONTRACT	PROJECT 0810242	



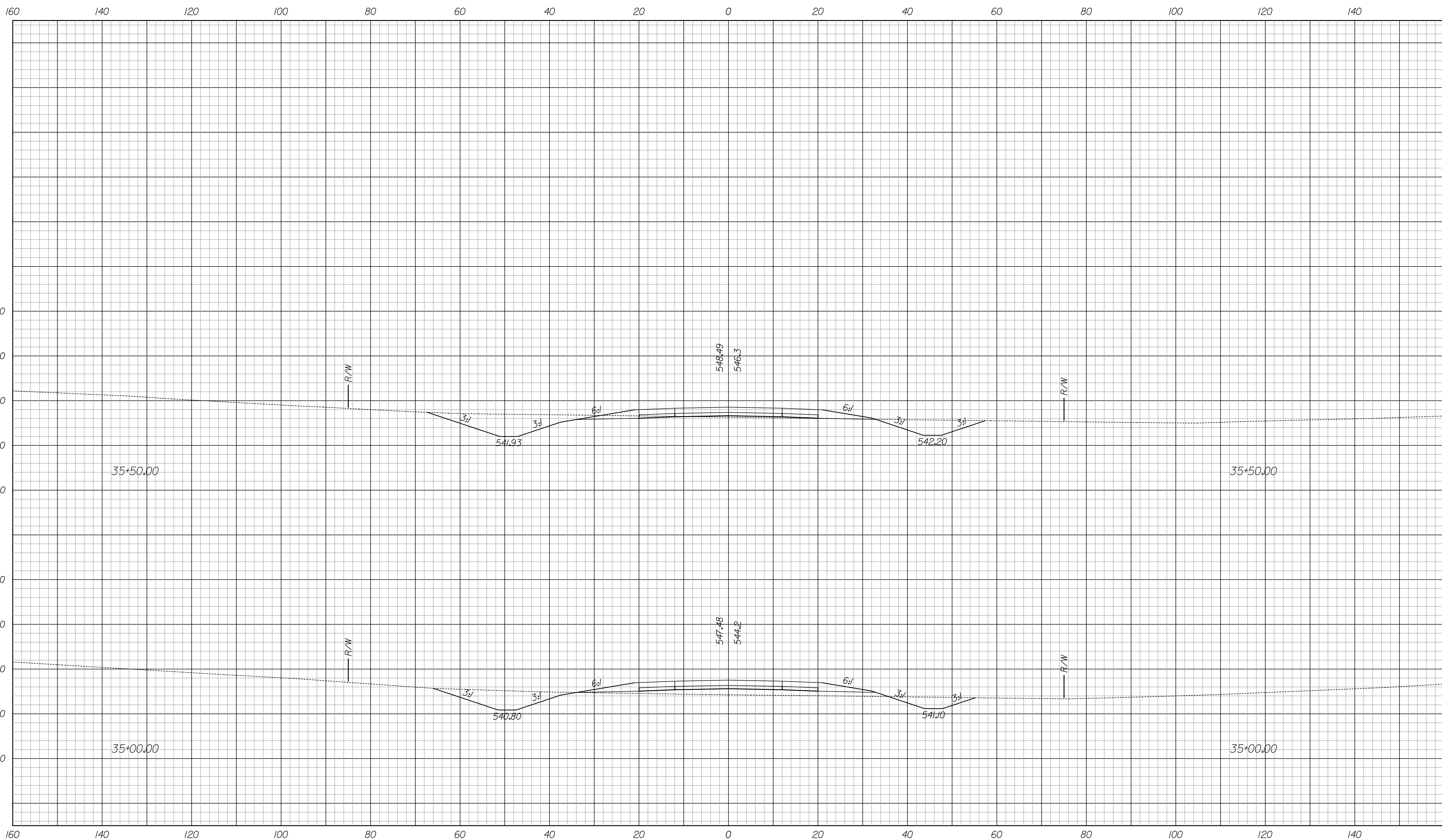
12/27/2011 3:58:21 PM  
 F:\V2005\UTTAU\_Drawings\me08817\34xLS.dgn

RECOMMENDED FOR APPROVAL \_\_\_\_\_  
 DESIGN ENGINEER DATE

DESIGNED: JSB DRAWN: MRS  
 CHECKED: WSL CHECKED: JSB

INDIANA  
 DEPARTMENT OF TRANSPORTATION  
 CROSS SECTIONS  
 LINE "LS-1"  
 STA. 34+00.00 TO 34+50.00

HORIZONTAL SCALE 1" = 10'	BRIDGE FILE 265-10-9604	
VERTICAL SCALE 1" = 10'	DESIGNATION 0810242	
SURVEY BOOK	DWG. NO. XS-20	SHEET NO. 20 of 25
CONTRACT	PROJECT 0810242	

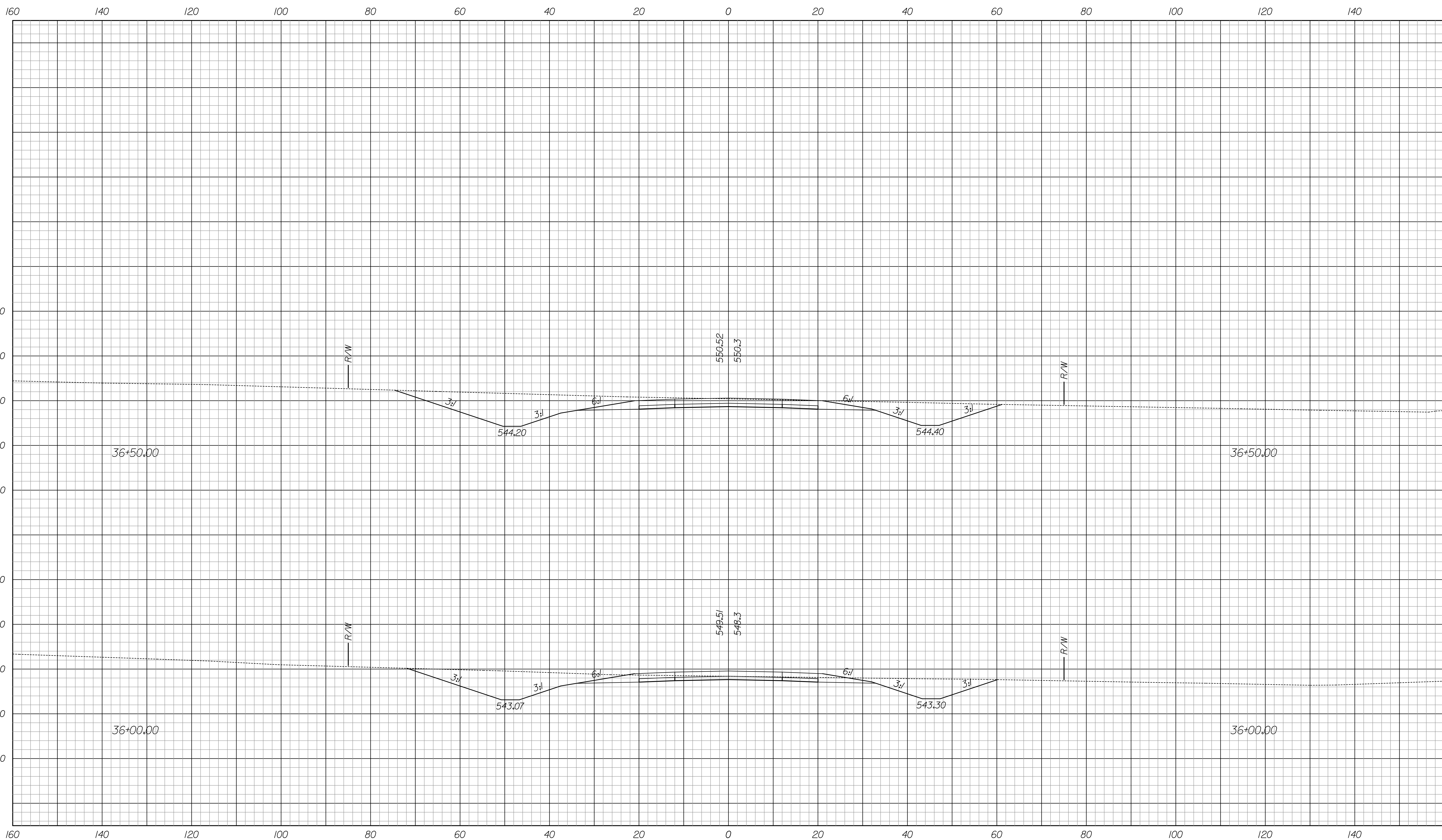


12/27/2011 3:56:23 PM  
 P:\W2005\UTTAU\_Drawings\me0887\DrawLS1.dgn

RECOMMENDED FOR APPROVAL _____	
DESIGNED: JSB	DRAWN: MRS
CHECKED: WSL	CHECKED: JSB

INDIANA  
 DEPARTMENT OF TRANSPORTATION  
 CROSS SECTIONS  
 LINE "LS-1"  
 STA. 35+00.00 TO 35+50.00

HORIZONTAL SCALE 1" = 10'	BRIDGE FILE 265-10-9604	
VERTICAL SCALE 1" = 10'	DESIGNATION 0810242	
SURVEY BOOK	DWG. NO. XS-21	SHEET NO. 21 of 25
CONTRACT	PROJECT 0810242	



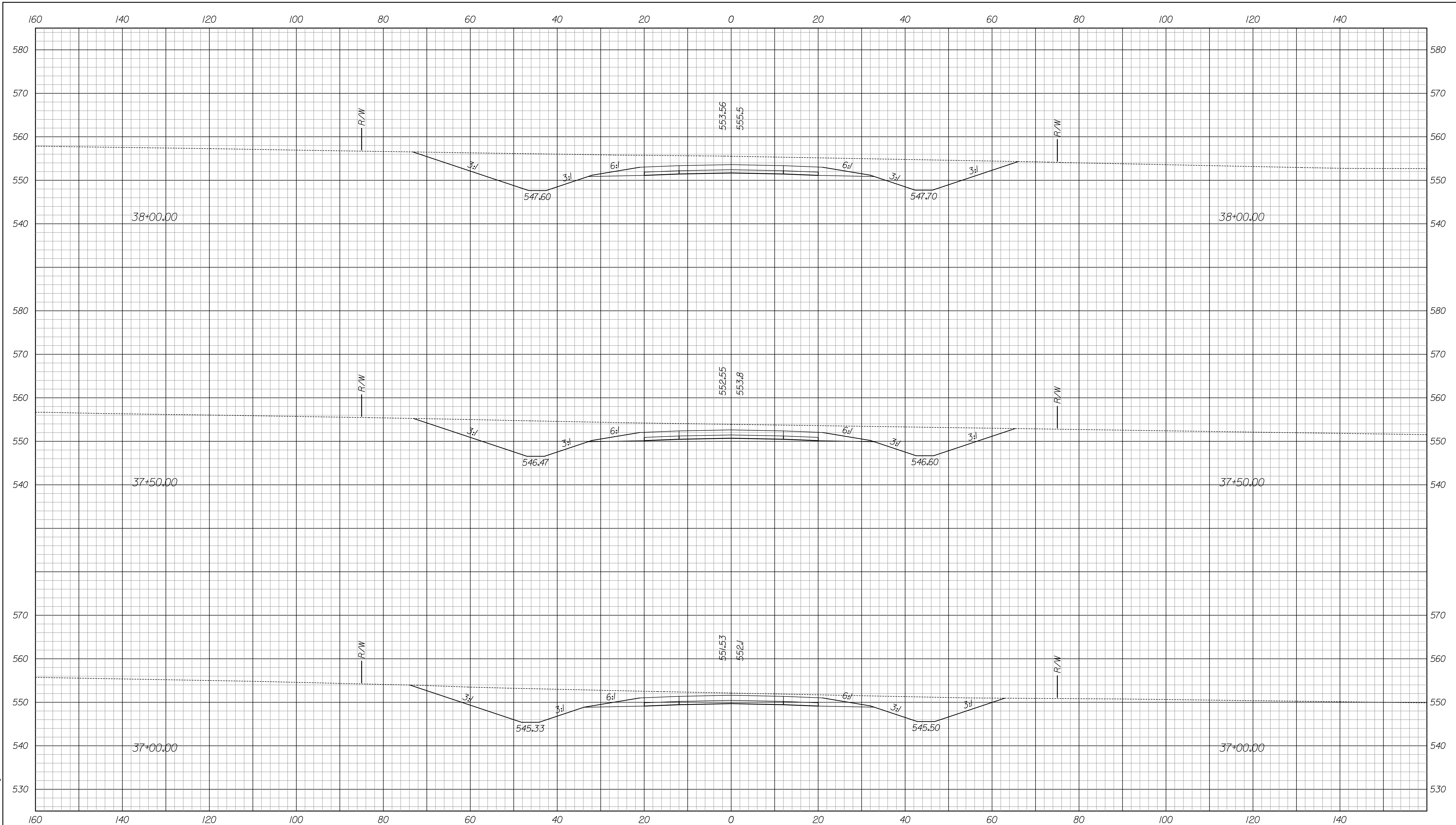
12/27/2011 3:56:24 PM  
 P:\W2005\UT7\A0...Drawings\cme08817\cxs1.sldgn

RECOMMENDED FOR APPROVAL _____		DESIGN ENGINEER _____ DATE _____	
DESIGNED: JSB	DRAWN: MRS		
CHECKED: WSL	CHECKED: JSB		

INDIANA  
 DEPARTMENT OF TRANSPORTATION  
 CROSS SECTIONS  
 LINE "LS-1"  
 STA. 36+00.00 TO 36+50.00

HORIZONTAL SCALE 1" = 10'	BRIDGE FILE 265-10-9604	
VERTICAL SCALE 1" = 10'	DESIGNATION 0810242	
SURVEY BOOK	DWG. NO. XS-22	SHEET NO. 22 of 25
CONTRACT	PROJECT 0810242	



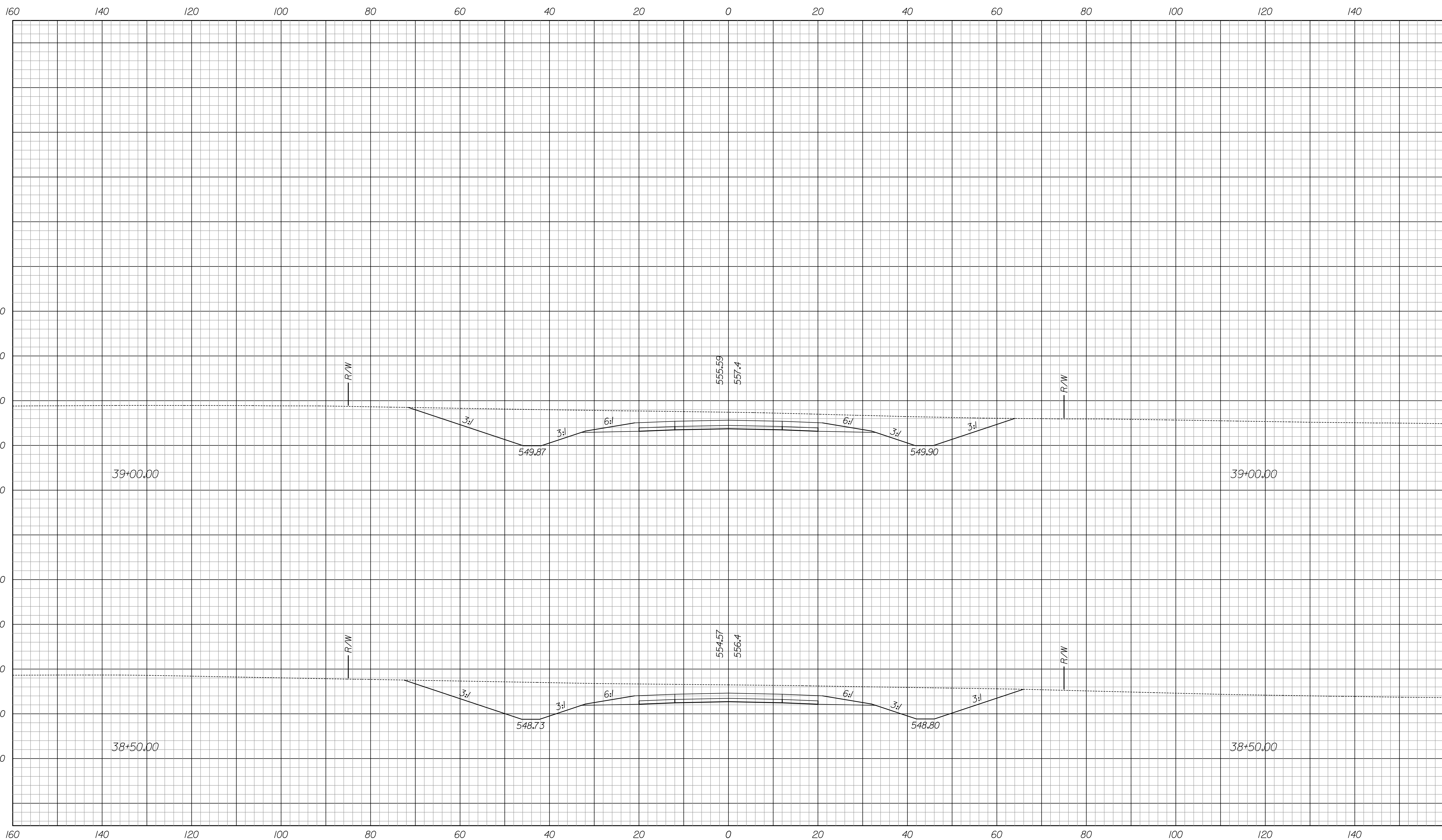


12/27/2011 3:56:26 PM  
 P:\W2005\UT7\AUG\_Drawings\me0887\LS1.dgn

RECOMMENDED FOR APPROVAL _____		DESIGN ENGINEER _____		DATE _____	
DESIGNED: JSB	DRAWN: MRS				
CHECKED: WSL	CHECKED: JSB				

INDIANA  
 DEPARTMENT OF TRANSPORTATION  
  
 CROSS SECTIONS  
 LINE "LS-1"  
 STA. 37+00.00 TO 38+00.00

HORIZONTAL SCALE 1" = 10'	BRIDGE FILE 265-10-9604	
VERTICAL SCALE 1" = 10'	DESIGNATION 0810242	
SURVEY BOOK	DWG. NO. XS-23	SHEET NO. 23 of 25
CONTRACT	PROJECT 0810242	



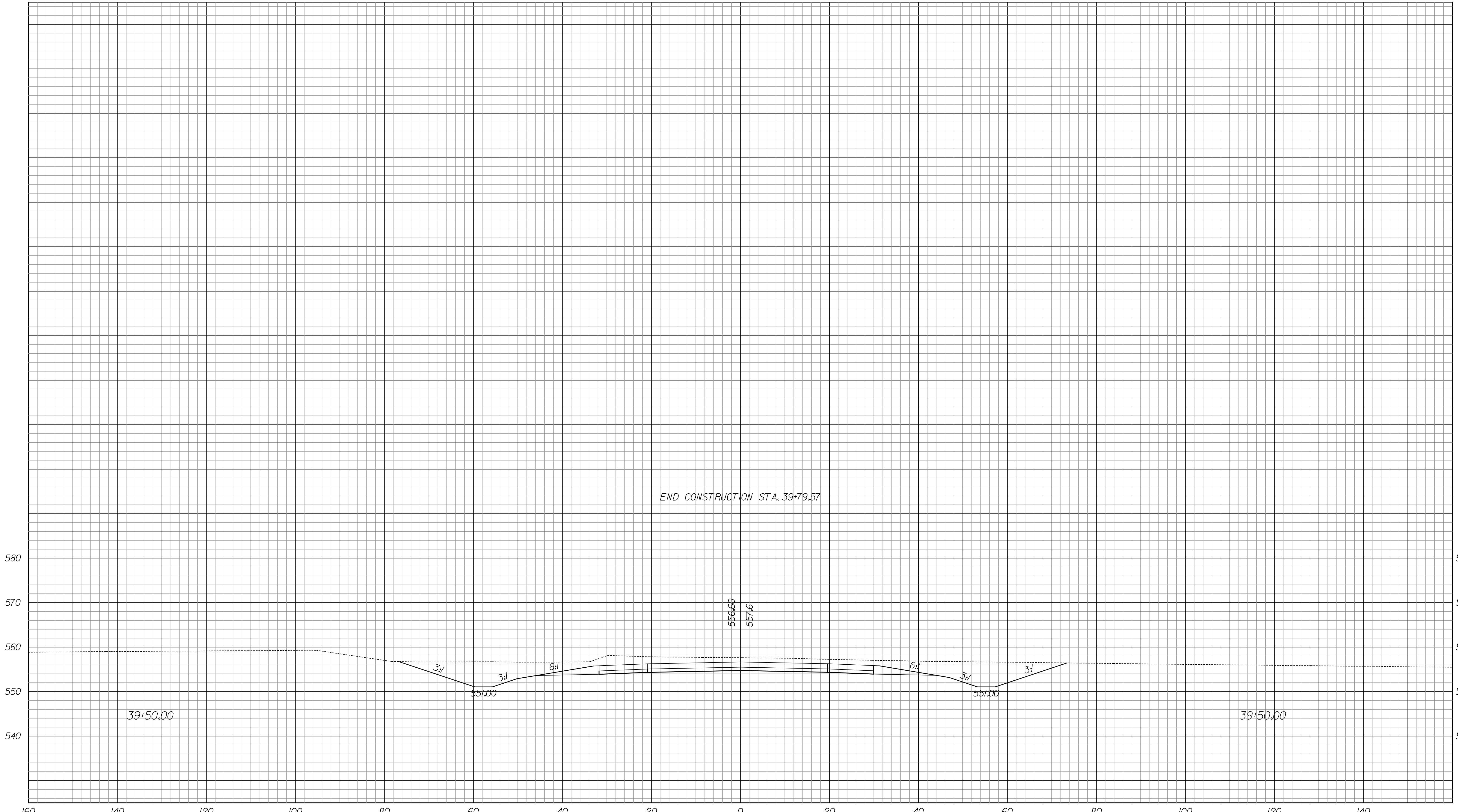
12/27/2011 3:56:28 PM  
 P:\W2005\UTTAU\_Drawings\me0887\LS-1.dgn

RECOMMENDED FOR APPROVAL \_\_\_\_\_  
 DESIGN ENGINEER DATE  
 DESIGNED: JSB DRAWN: MRS  
 CHECKED: WSL CHECKED: JSB

INDIANA  
 DEPARTMENT OF TRANSPORTATION  
 CROSS SECTIONS  
 LINE "LS-1"  
 STA. 38+50.00 TO 39+00.00

HORIZONTAL SCALE 1" = 10'	BRIDGE FILE 265-10-9604	
VERTICAL SCALE 1" = 10'	DESIGNATION OB10242	
SURVEY BOOK	DWG. NO. XS-24	SHEET NO. 24 of 25
CONTRACT	PROJECT OB10242	

160 140 120 100 80 60 40 20 0 20 40 60 80 100 120 140



580  
570  
560  
550  
540

580  
570  
560  
550  
540

END CONSTRUCTION STA. 39+79.57

39+50.00

39+50.00

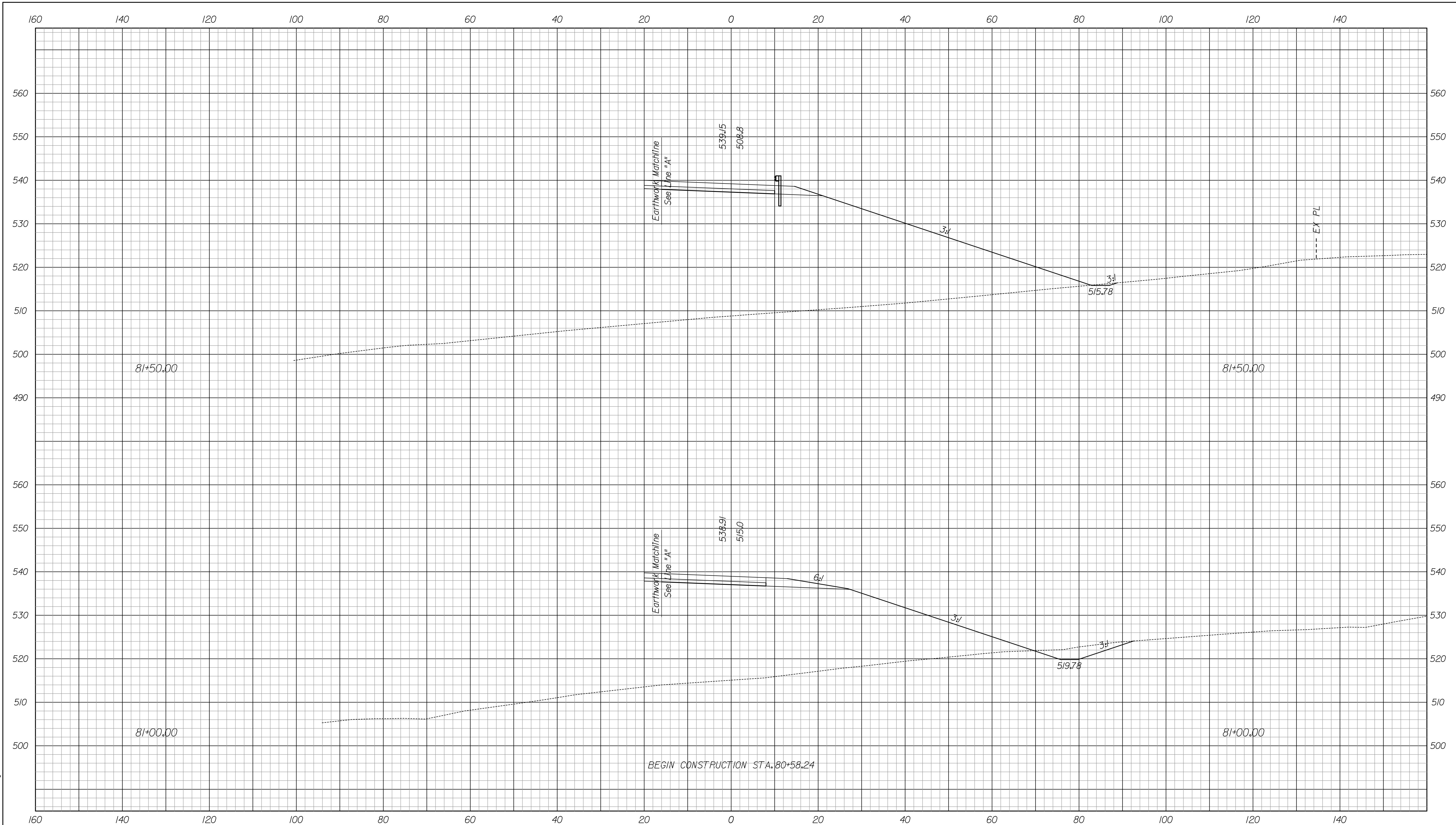
RECOMMENDED FOR APPROVAL _____		DESIGN ENGINEER _____ DATE _____	
DESIGNED: JSB	DRAWN: MRS		
CHECKED: WSL	CHECKED: JSB		

INDIANA  
DEPARTMENT OF TRANSPORTATION

CROSS SECTIONS  
LINE "LS-1"  
STA. 39+50.00 TO 39+50.00

HORIZONTAL SCALE 1" = 10'	BRIDGE FILE 265-10-9604	
VERTICAL SCALE 1" = 10'	DESIGNATION 0810242	
SURVEY BOOK	DWG. NO. XS-25	SHEET NO. 25 of 25
CONTRACT	PROJECT 0810242	

12/27/2011 3:56:29 PM  
 P:\V2005\UT7\AUG\Drawings\me0817\0817.dwg



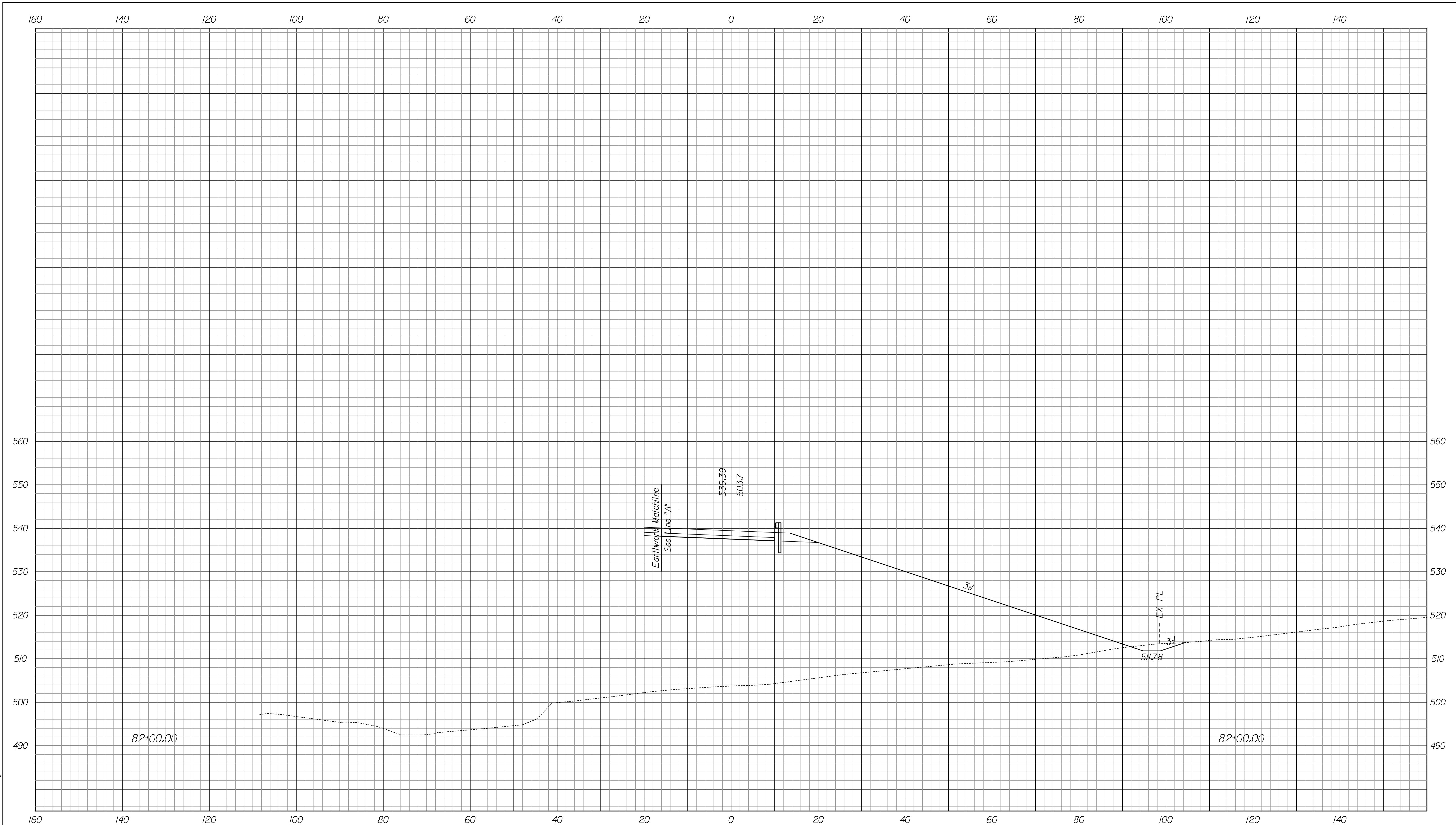
12/27/2011 3:56:32 PM  
 P:\V2005\UTTAU\Drawings\me0887\XsNER.dgn

BEGIN CONSTRUCTION STA: 80+58.24

RECOMMENDED FOR APPROVAL	DESIGN ENGINEER	DATE
DESIGNED: JSB	DRAWN: MRS	
CHECKED: WSL	CHECKED: JSB	

INDIANA  
 DEPARTMENT OF TRANSPORTATION  
 CROSS SECTIONS  
 RAMP "NER"  
 STA. 81+00.00 TO 81+50.00

HORIZONTAL SCALE 1" = 10'	BRIDGE FILE 265-10-9604	
VERTICAL SCALE 1" = 10'	DESIGNATION 0810242	
SURVEY BOOK	DWG. NO. XS-1	SHEET NO. 1 of 14
CONTRACT	PROJECT 0810242	

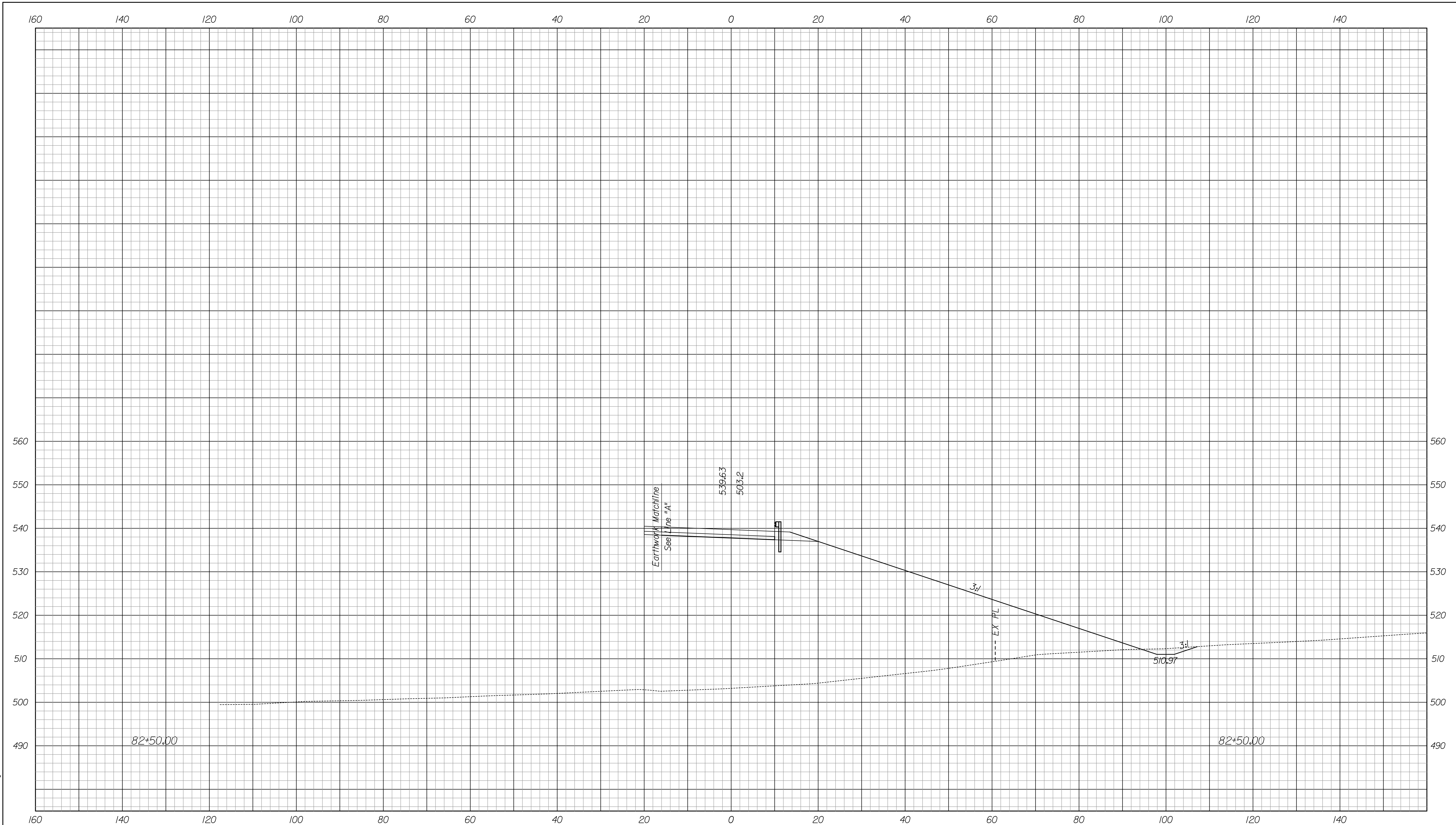


12/27/2011 3:56:33 PM  
 P:\W2005\UTTAU\Drawings\me08817\XsNER.dgn

RECOMMENDED FOR APPROVAL _____		DESIGN ENGINEER _____		DATE _____	
DESIGNED:	JSB	DRAWN:	MRS		
CHECKED:	WSL	CHECKED:	JSB		

INDIANA  
 DEPARTMENT OF TRANSPORTATION  
 CROSS SECTIONS  
 RAMP "NER"  
 STA. 82+00.00 TO 82+00.00

HORIZONTAL SCALE 1" = 10'		BRIDGE FILE 265-10-9604	
VERTICAL SCALE 1" = 10'		DESIGNATION 0810242	
SURVEY BOOK	DWG. NO. XS-2	SHEET NO. 2 of 14	
CONTRACT	PROJECT 0810242		

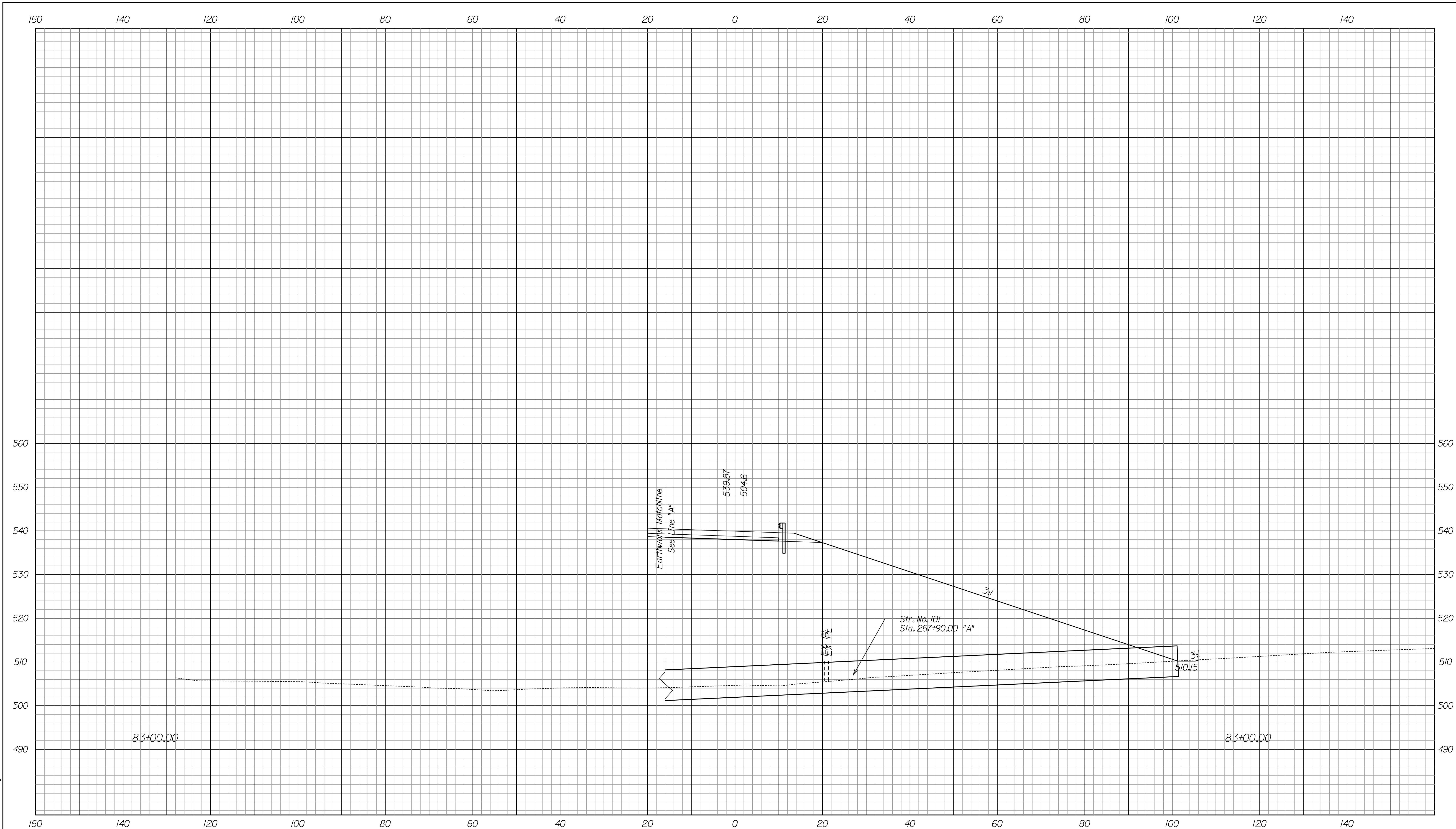


12/27/2011 3:58:34 PM  
 P:\2005\UTTAU\Drawings\m08B17\XsNER.dgn

RECOMMENDED FOR APPROVAL _____		DESIGN ENGINEER _____ DATE _____	
DESIGNED: JSB	DRAWN: MRS		
CHECKED: WSL	CHECKED: JSB		

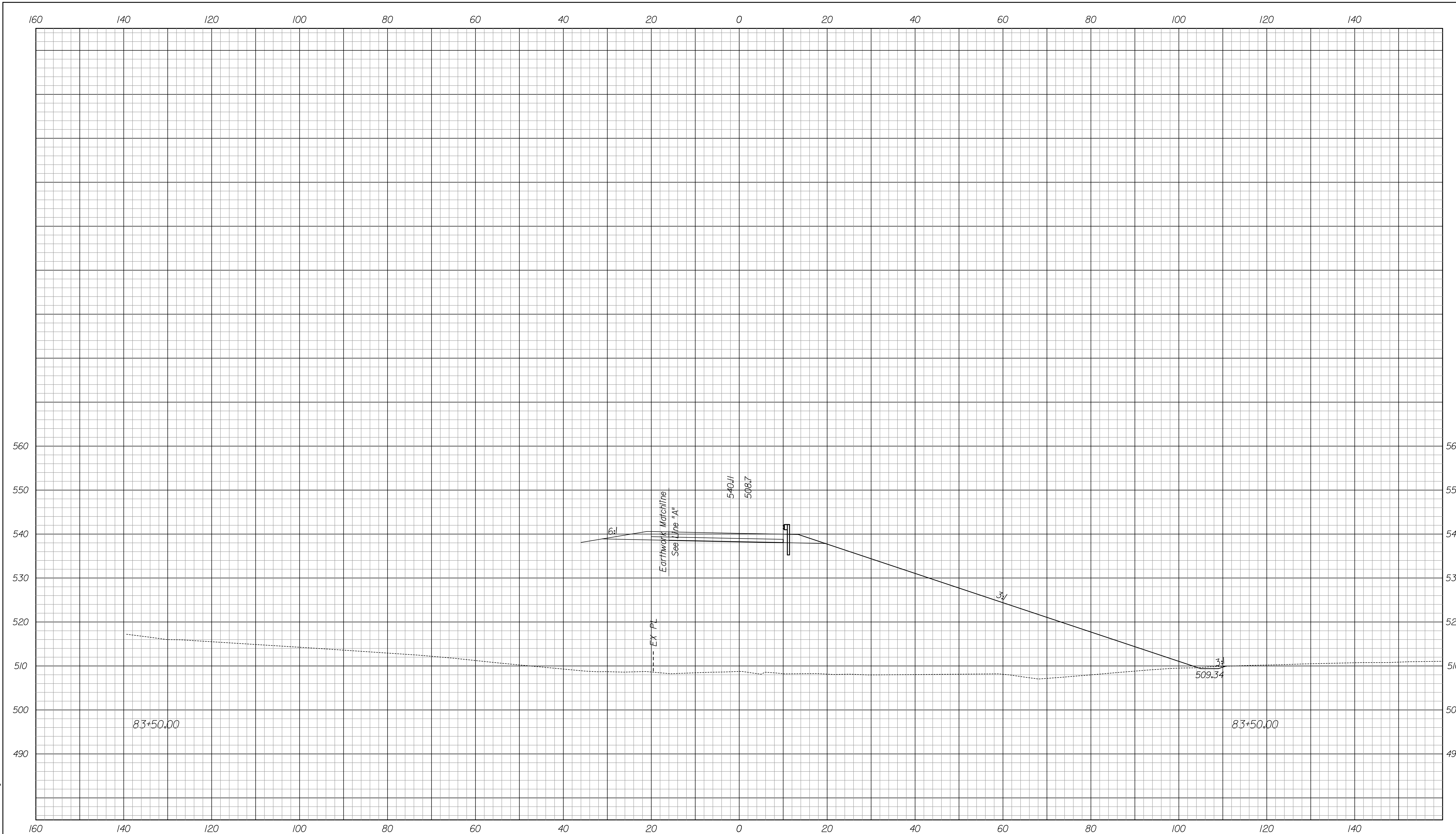
INDIANA  
 DEPARTMENT OF TRANSPORTATION  
 CROSS SECTIONS  
 RAMP "NER"  
 STA. 82+50.00 TO 82+50.00

HORIZONTAL SCALE 1" = 10'	BRIDGE FILE 265-10-9604	
VERTICAL SCALE 1" = 10'	DESIGNATION 0810242	
SURVEY BOOK	DWG. NO. XS-3	SHEET NO. 3 of 14
CONTRACT	PROJECT 0810242	



12/27/2011 3:58:35 PM  
 P:\2005\UTTAU\Drawings\me08817\crosssec.dgn

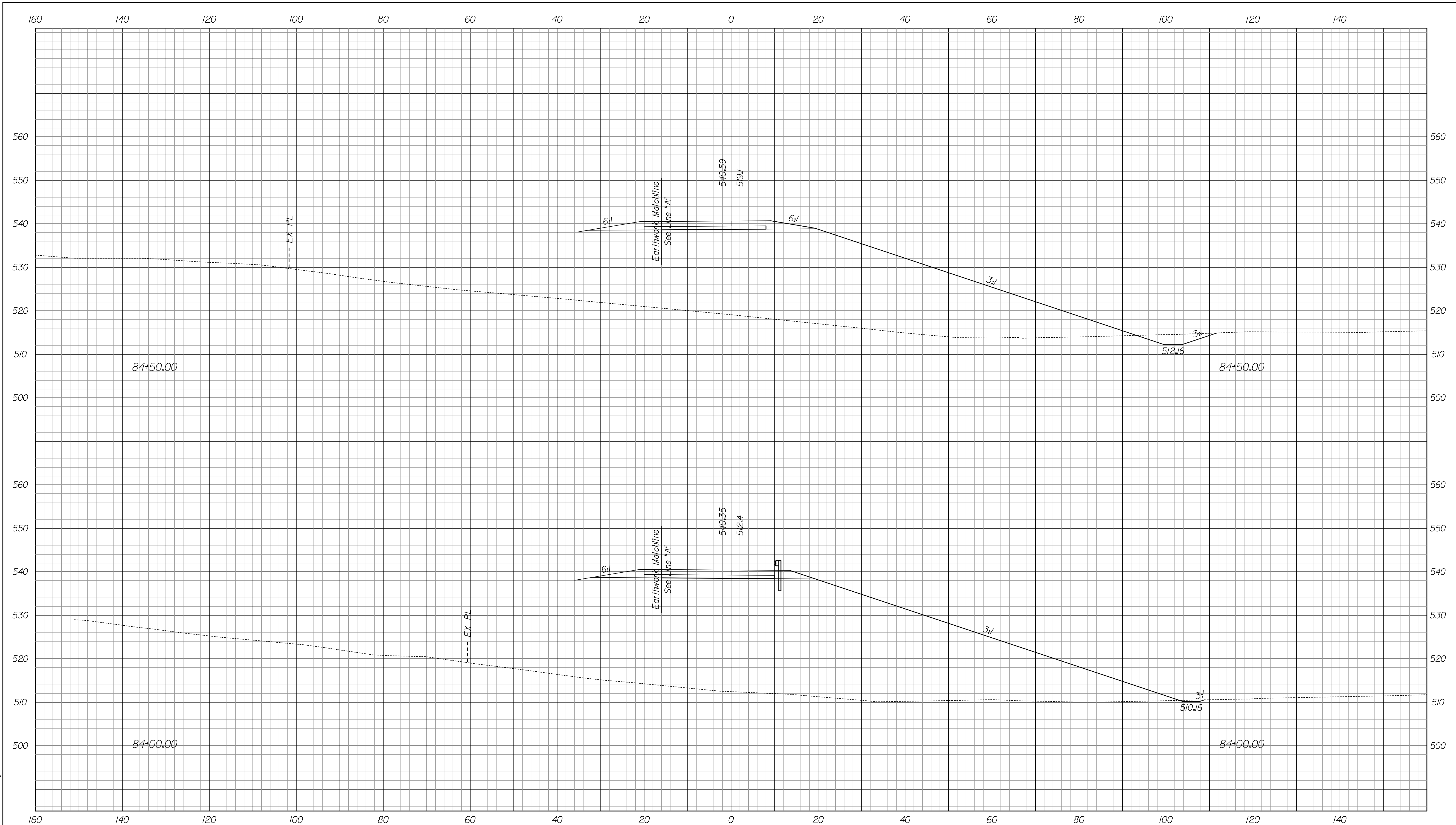
	RECOMMENDED FOR APPROVAL _____	DESIGN ENGINEER _____	DATE _____	INDIANA DEPARTMENT OF TRANSPORTATION		HORIZONTAL SCALE 1" = 10'	BRIDGE FILE 265-10-9604
	DESIGNED: JSB	DRAWN: MRS	CROSS SECTIONS RAMP "NER" STA. 83+00.00 TO 83+00.00		VERTICAL SCALE 1" = 10'	DESIGNATION OB10242	
	CHECKED: WSL	CHECKED: JSB	SURVEY BOOK	DWG. NO. XS-4	SHEET NO. 4 of 14	PROJECT OB10242	



12/27/2011 3:58:36 PM  
 P:\W2005\UTTAU\Drawings\me0887\XS\NER.dgn

	RECOMMENDED FOR APPROVAL _____ DESIGN ENGINEER DATE	<b>INDIANA</b> <b>DEPARTMENT OF TRANSPORTATION</b>	HORIZONTAL SCALE 1" = 10'	BRIDGE FILE 265-10-9604
	DESIGNED: JSB      DRAWN: MRS CHECKED: WSL      CHECKED: JSB	<b>CROSS SECTIONS</b> <b>RAMP "NER"</b> <b>STA. 83+50.00 TO 83+50.00</b>	VERTICAL SCALE 1" = 10'	DESIGNATION 0810242
			SURVEY BOOK	DWG. NO. XS-5
			CONTRACT	SHEET NO. 5 of 14
				PROJECT 0810242



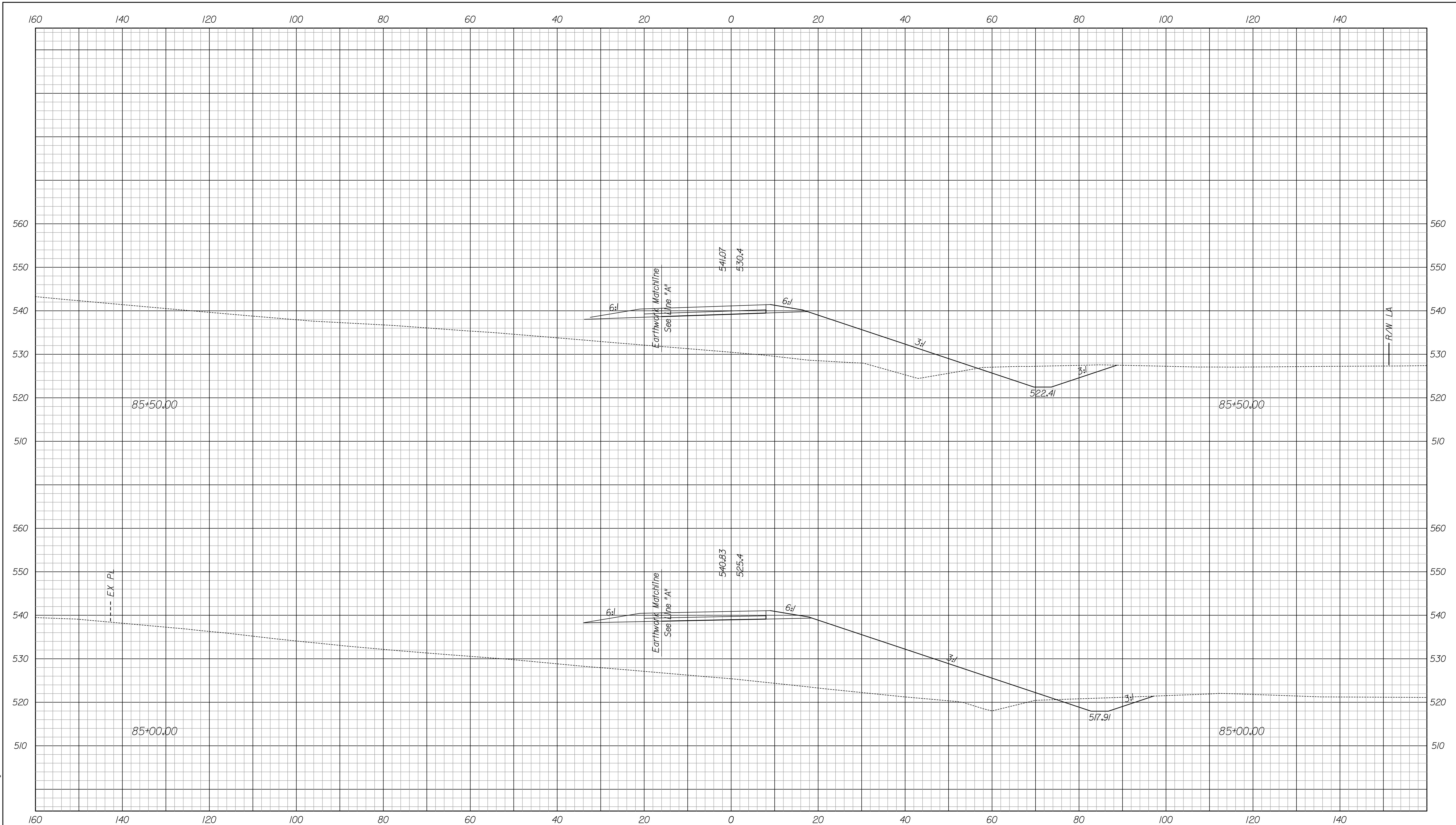


12/27/2011 3:56:37 PM  
 F:\V2005\UTTAU\Drawings\m08B7\USINER.dgn

RECOMMENDED FOR APPROVAL _____		DESIGN ENGINEER _____		DATE _____	
DESIGNED: JSB	DRAWN: MRS				
CHECKED: WSL	CHECKED: JSB				

INDIANA  
 DEPARTMENT OF TRANSPORTATION  
 CROSS SECTIONS  
 RAMP "NER"  
 STA. 84+00.00 TO 84+50.00

HORIZONTAL SCALE 1" = 10'	BRIDGE FILE 265-10-9604	
VERTICAL SCALE 1" = 10'	DESIGNATION 081Q242	
SURVEY BOOK	DWG. NO. XS-6	SHEET NO. 6 of 14
CONTRACT	PROJECT 081Q242	

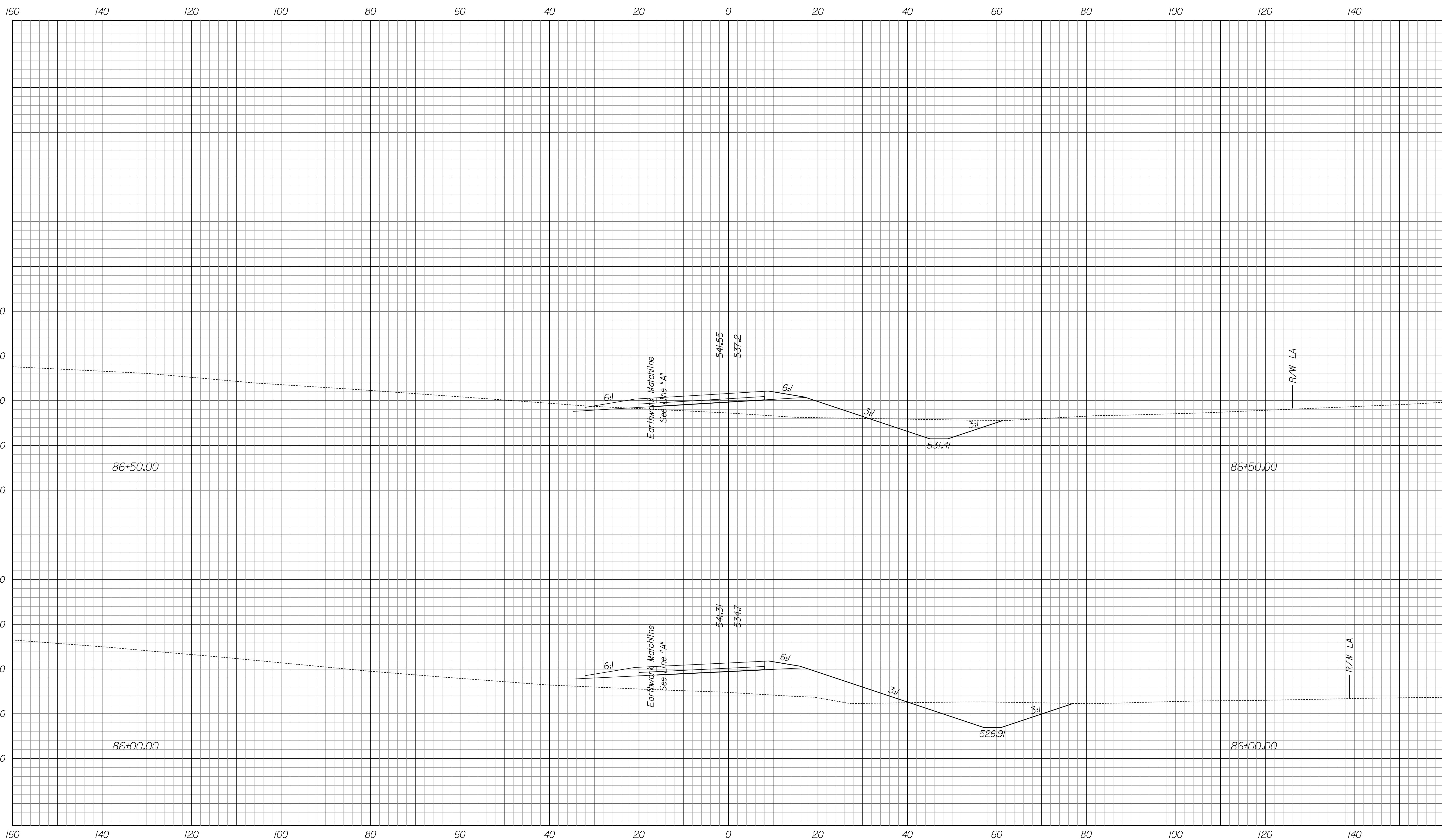


12/27/2011 3:56:37 PM  
 P:\W2005\UTTAU.Drawings\me0887\USINER.dgn

RECOMMENDED FOR APPROVAL _____		DESIGN ENGINEER _____ DATE _____	
DESIGNED: JSB	DRAWN: MRS		
CHECKED: WSL	CHECKED: JSB		

INDIANA  
 DEPARTMENT OF TRANSPORTATION  
 CROSS SECTIONS  
 RAMP "NER"  
 STA. 85+00.00 TO 85+50.00

HORIZONTAL SCALE 1" = 10'	BRIDGE FILE 265-10-9604	
VERTICAL SCALE 1" = 10'	DESIGNATION 0810242	
SURVEY BOOK	DWG. NO. XS-7	SHEET NO. 7 of 14
CONTRACT	PROJECT 0810242	

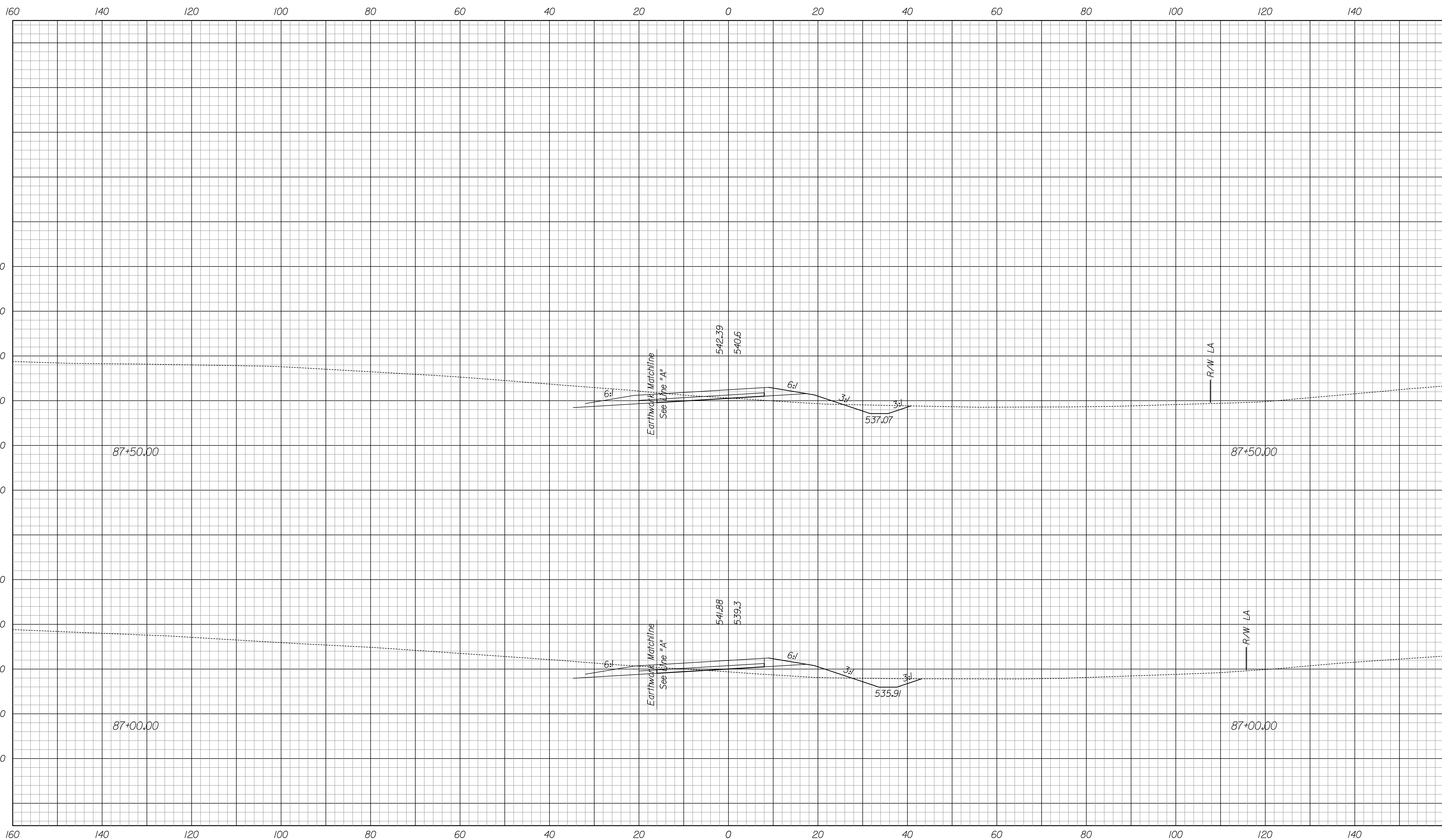


12/27/2011 3:58:38 PM  
 P:\W2005\UTTAU\Drawings\me08817\XS\NER.dgn

RECOMMENDED FOR APPROVAL _____		DESIGN ENGINEER _____		DATE _____	
DESIGNED: JSB	DRAWN: MRS				
CHECKED: WSL	CHECKED: JSB				

INDIANA  
 DEPARTMENT OF TRANSPORTATION  
 CROSS SECTIONS  
 RAMP "NER"  
 STA. 86+00.00 TO 86+50.00

HORIZONTAL SCALE 1" = 10'	BRIDGE FILE 265-10-9604	
VERTICAL SCALE 1" = 10'	DESIGNATION 0810242	
SURVEY BOOK	DWG. NO. XS-8	SHEET NO. 8 of 14
CONTRACT	PROJECT 0810242	

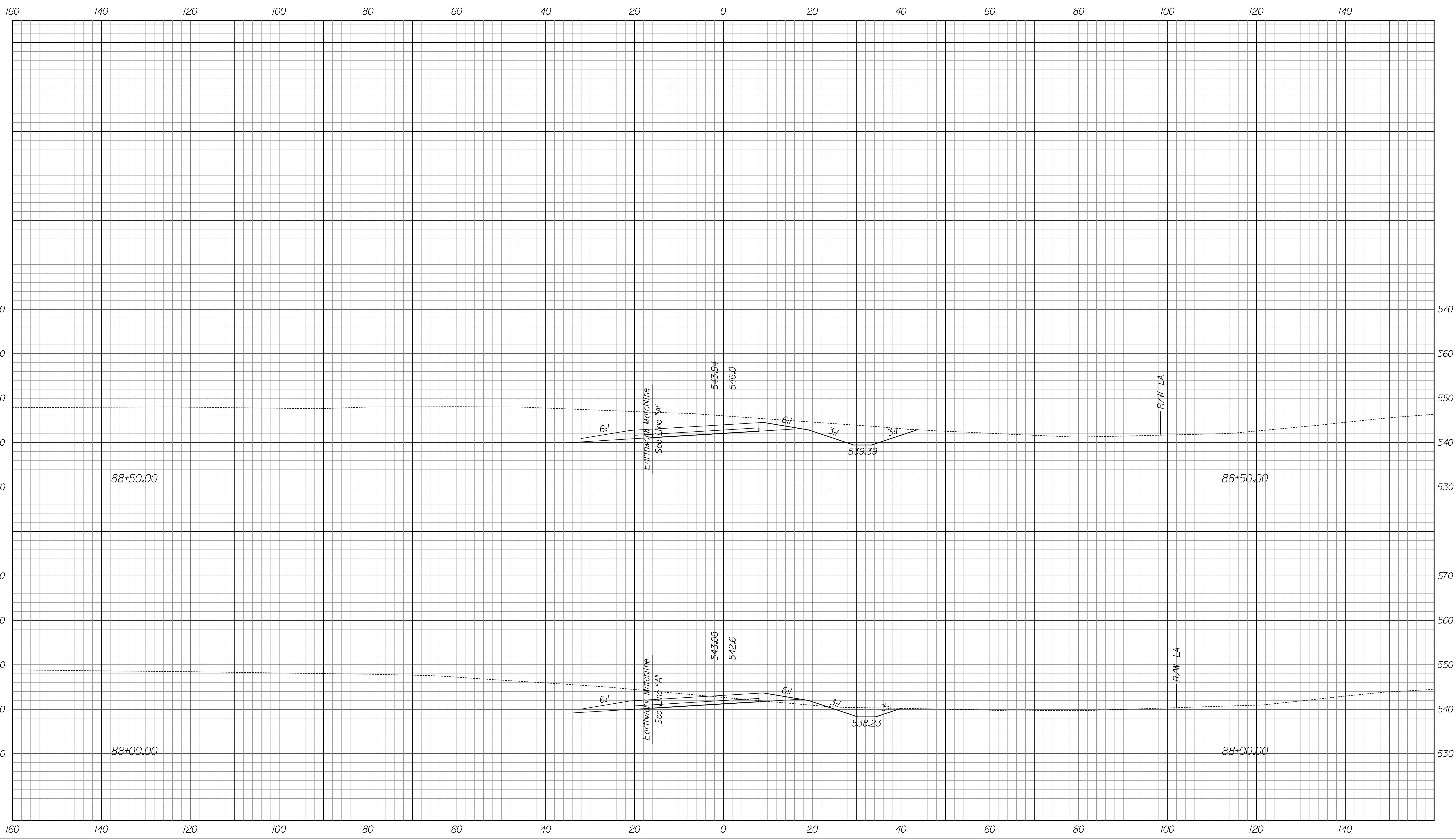


12/27/2011 3:56:39 PM  
 P:\2005\UTTAU\Drawings\m08B17\Xs\NER.dgn

RECOMMENDED FOR APPROVAL _____		DESIGN ENGINEER _____		DATE _____	
DESIGNED: JSB	DRAWN: MRS				
CHECKED: WSL	CHECKED: JSB				

INDIANA  
 DEPARTMENT OF TRANSPORTATION  
 CROSS SECTIONS  
 RAMP "NER"  
 STA. 87+00.00 TO 87+50.00

HORIZONTAL SCALE 1" = 10'		BRIDGE FILE 265-10-9604	
VERTICAL SCALE 1" = 10'		DESIGNATION OB10242	
SURVEY BOOK	DWG. NO. XS-9	SHEET NO. 9 of 14	
CONTRACT	PROJECT OB10242		

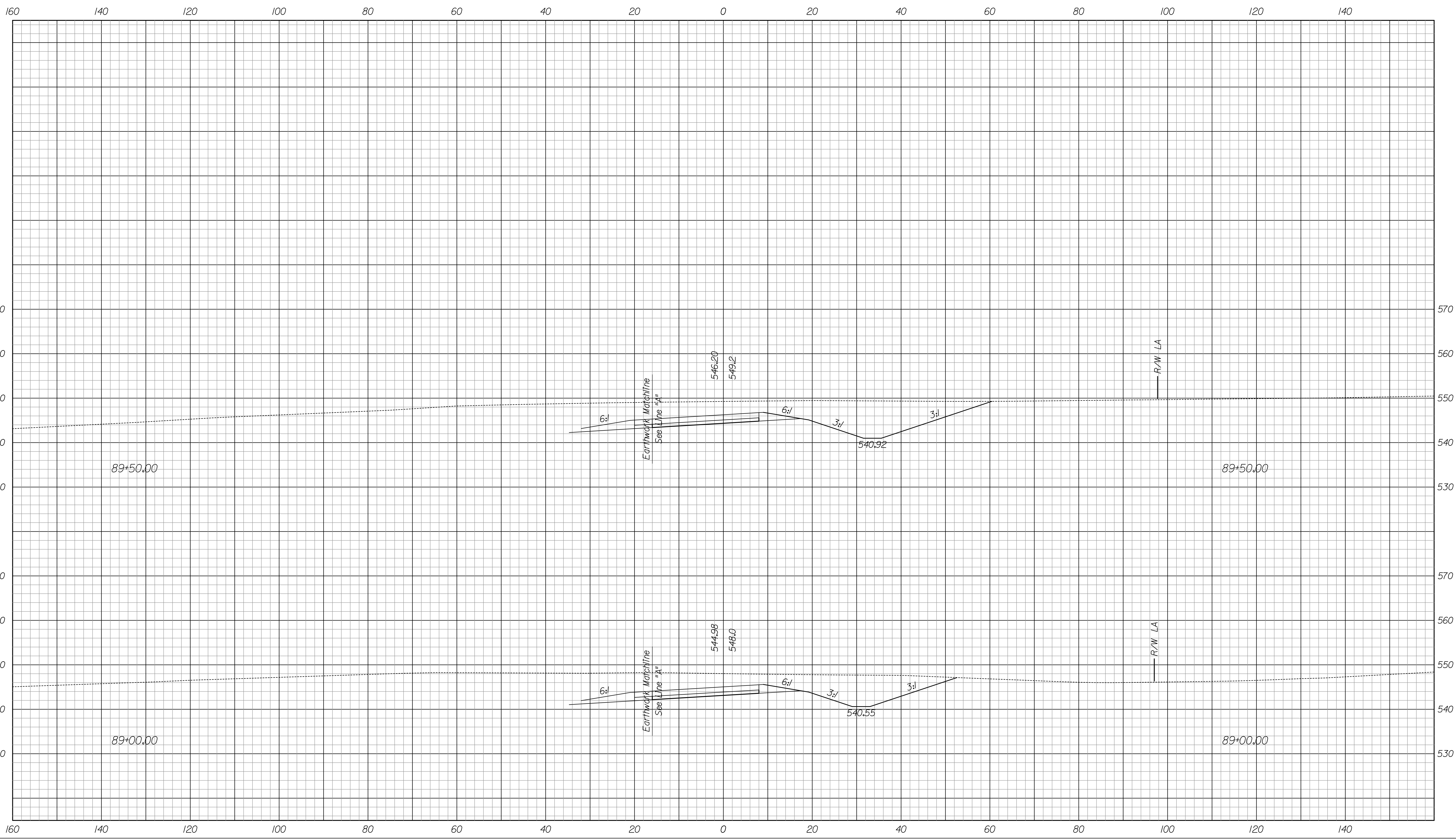


12/27/2011 3:56:40 PM  
 P:\W2005\UTTAU\Drawings\mcb8817\XS\NER.dgn

RECOMMENDED FOR APPROVAL _____		DESIGN ENGINEER _____ DATE _____	
DESIGNED: JSB	DRAWN: MRS		
CHECKED: WSL	CHECKED: JSB		

INDIANA  
 DEPARTMENT OF TRANSPORTATION  
 CROSS SECTIONS  
 RAMP "NER"  
 STA. 88+00.00 TO 88+50.00

HORIZONTAL SCALE 1" = 10'	BRIDGE FILE 265-10-9604	
VERTICAL SCALE 1" = 10'	DESIGNATION 0810242	
SURVEY BOOK	DWG. NO. XS-10	SHEET NO. 10 of 14
CONTRACT	PROJECT 0810242	

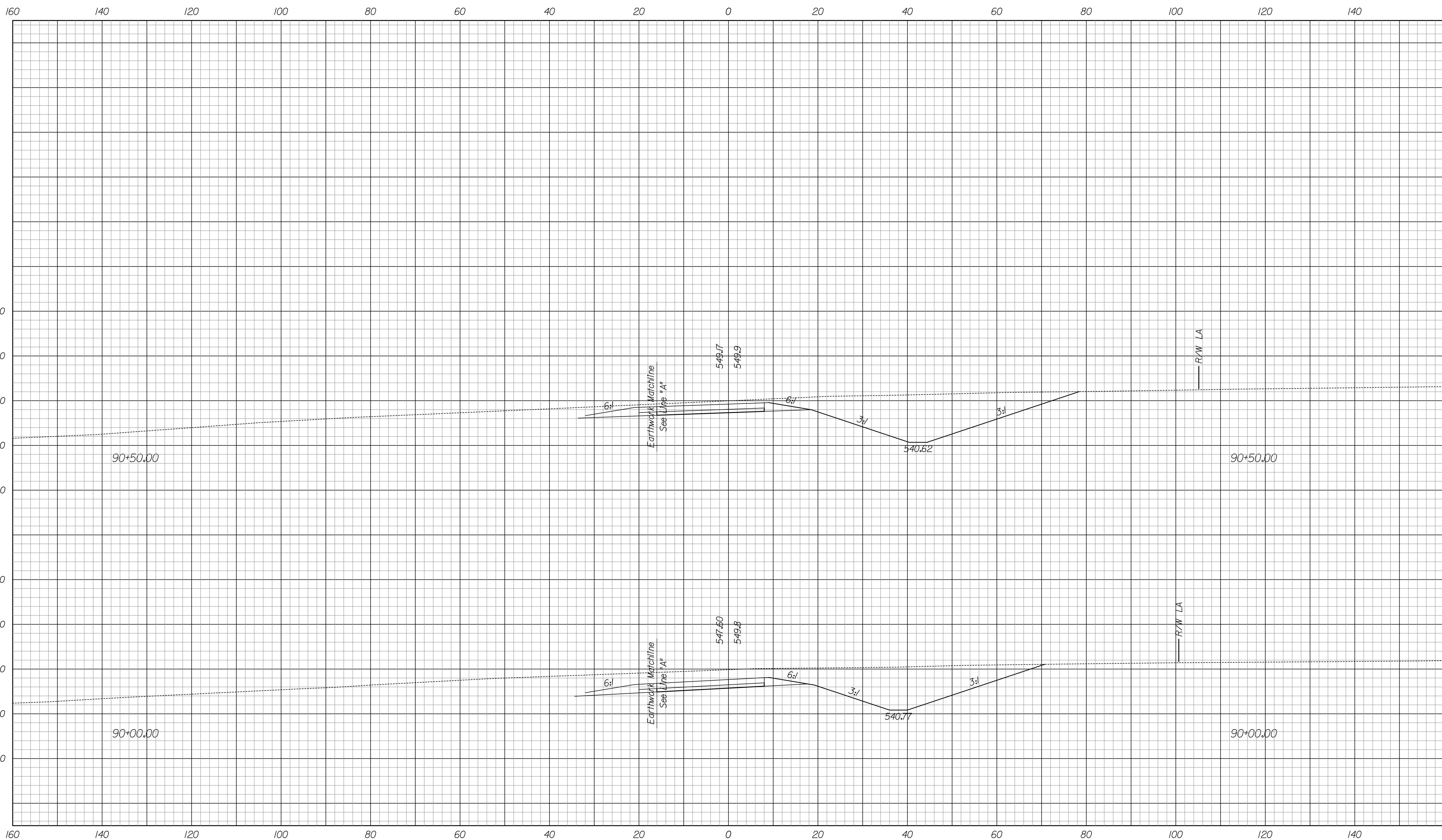


12/27/2011 3:58:41 PM  
 F:\V2005\UTTAU\_Drawings\me08817\XsNER.dgn

RECOMMENDED FOR APPROVAL _____		DESIGN ENGINEER _____ DATE _____	
DESIGNED: JSB	DRAWN: MRS		
CHECKED: WSL	CHECKED: JSB		

INDIANA  
 DEPARTMENT OF TRANSPORTATION  
 CROSS SECTIONS  
 RAMP "NER"  
 STA. 89+00.00 TO 89+50.00

HORIZONTAL SCALE 1" = 10'	BRIDGE FILE 265-10-9604	
VERTICAL SCALE 1" = 10'	DESIGNATION 0810242	
SURVEY BOOK	DWG. NO. XS-11	SHEET NO. 11 of 14
CONTRACT	PROJECT 0810242	

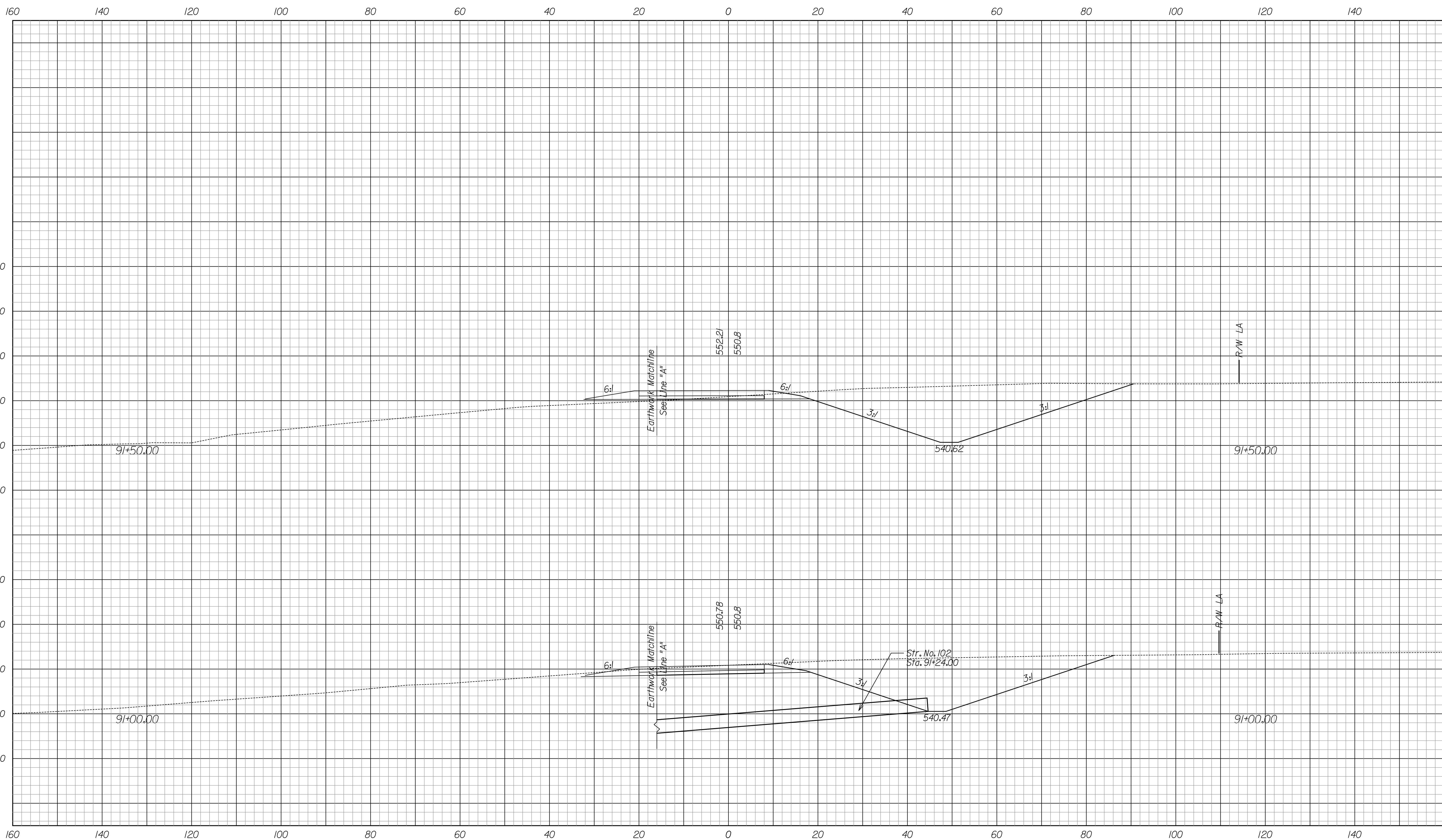


12/27/2011 3:58:42 PM  
 P:\V2005\UTTAU\_Drawings\me08817\XS\NER.dgn

RECOMMENDED FOR APPROVAL _____		DESIGN ENGINEER _____ DATE _____	
DESIGNED: JSB	DRAWN: MRS		
CHECKED: WSL	CHECKED: JSB		

INDIANA  
 DEPARTMENT OF TRANSPORTATION  
 CROSS SECTIONS  
 RAMP "NER"  
 STA. 90+00.00 TO 90+50.00

HORIZONTAL SCALE 1" = 10'	BRIDGE FILE 265-10-9604	
VERTICAL SCALE 1" = 10'	DESIGNATION 0810242	
SURVEY BOOK	DWG. NO. XS-12	SHEET NO. 12 of 14
CONTRACT	PROJECT 0810242	



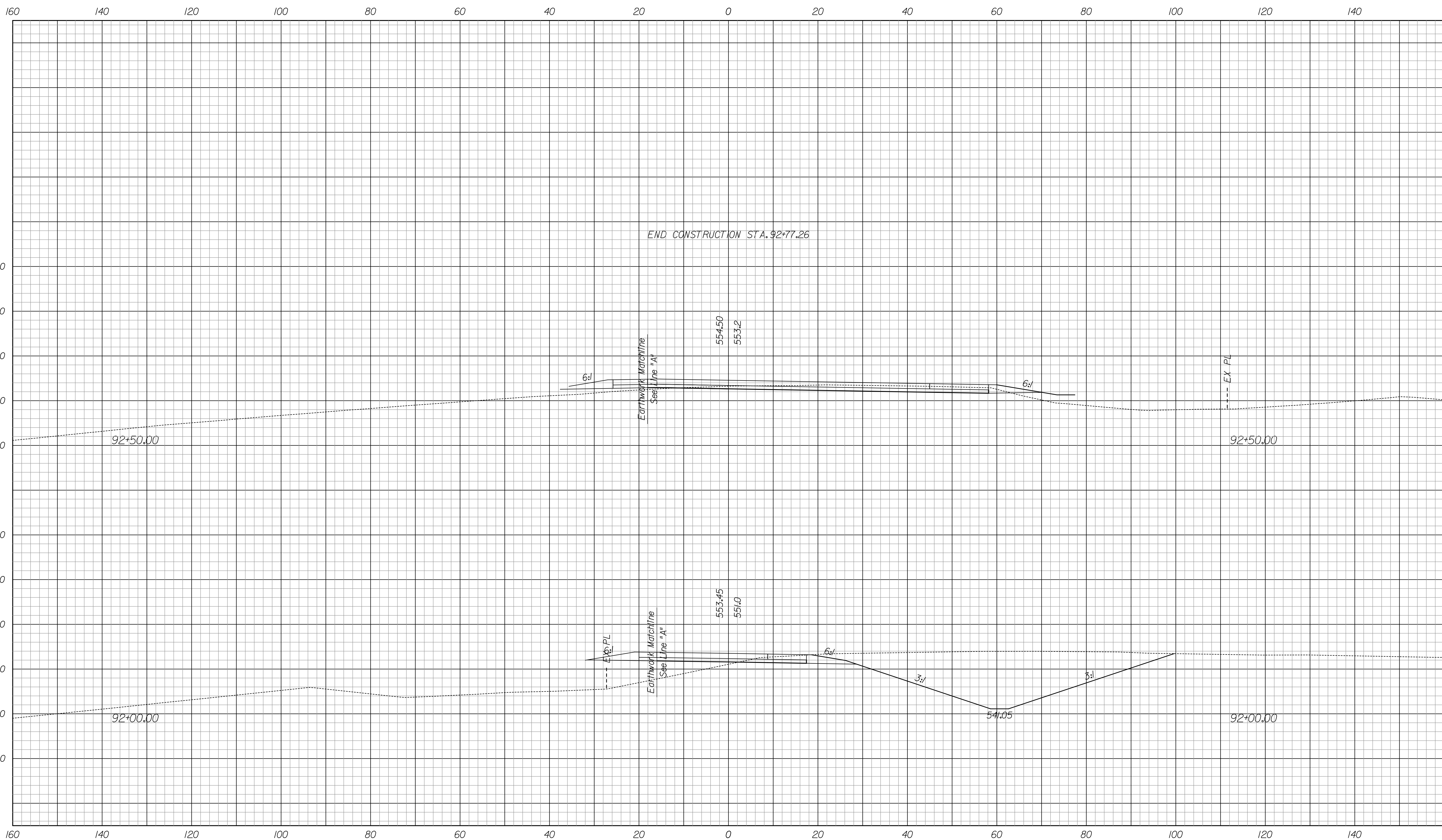
12/27/2011 3:56:43 PM  
 P:\W2005\UTTAU\Drawings\me08817\XS\NER.dgn

RECOMMENDED FOR APPROVAL	DESIGN ENGINEER	DATE
DESIGNED: JSB	DRAWN: MRS	
CHECKED: WSL	CHECKED: JSB	

INDIANA  
 DEPARTMENT OF TRANSPORTATION  
 CROSS SECTIONS  
 RAMP "NER"  
 STA. 91+00.00 TO 91+50.00

HORIZONTAL SCALE 1" = 10'	BRIDGE FILE 265-10-9604	
VERTICAL SCALE 1" = 10'	DESIGNATION 0810242	
SURVEY BOOK	DWG. NO. XS-13	SHEET NO. 13 of 14
CONTRACT	PROJECT 0810242	



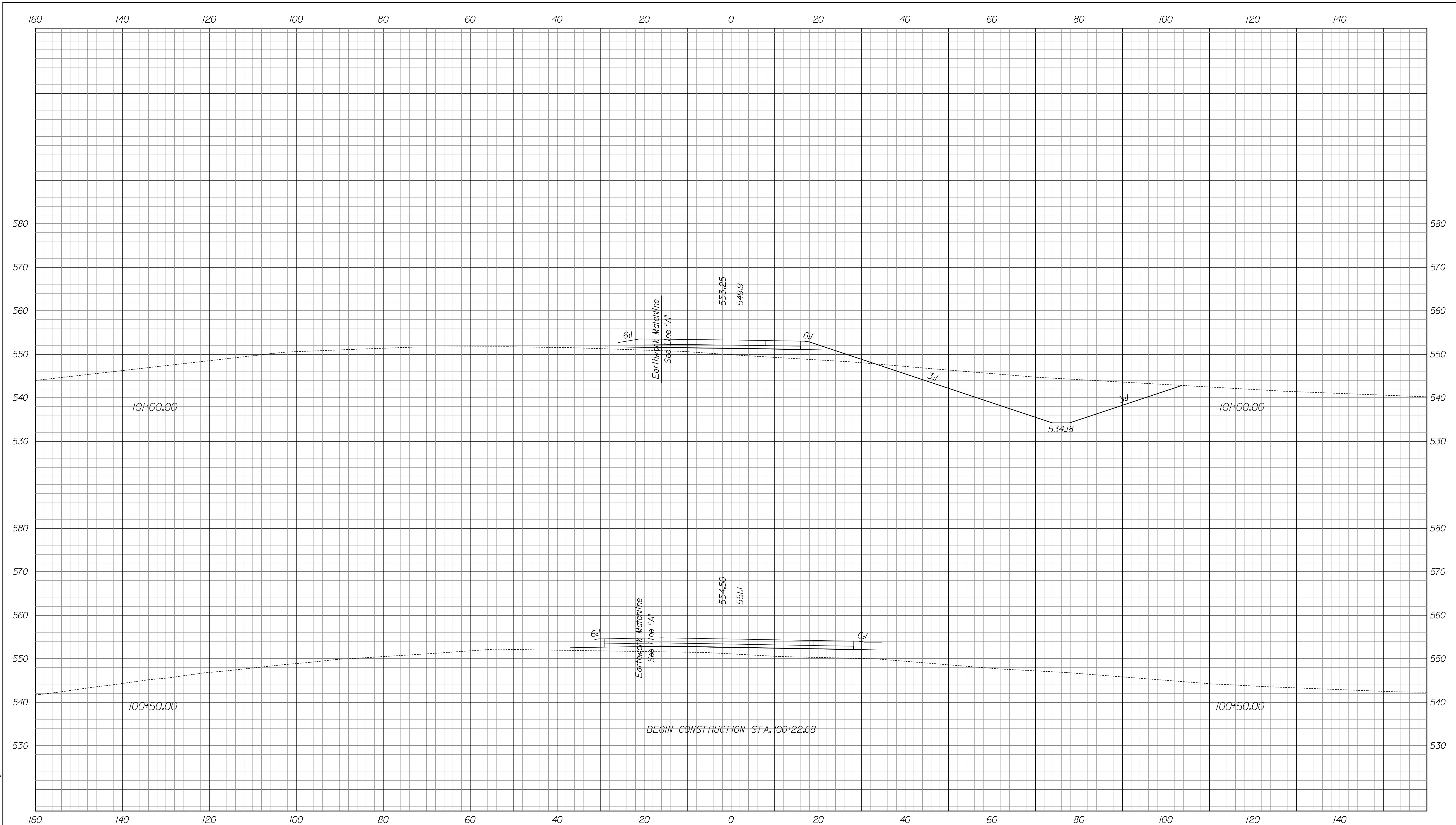


12/27/2011 3:56:44 PM  
 P:\V2005\UTTAU\_Drawings\m08B17\XSS\NER.dgn

RECOMMENDED FOR APPROVAL	DESIGN ENGINEER	DATE
DESIGNED:	JSB	DRAWN:
		MRS
CHECKED:	WSL	CHECKED:
		JSB

INDIANA  
 DEPARTMENT OF TRANSPORTATION  
 CROSS SECTIONS  
 RAMP "NER"  
 STA. 92+00.00 TO 92+50.00

HORIZONTAL SCALE	BRIDGE FILE	
1" = 10'	265-10-9604	
VERTICAL SCALE	DESIGNATION	
1" = 10'	0810242	
SURVEY BOOK	DWG. NO.	SHEET NO.
	XS-14	14 of 14
CONTRACT	PROJECT	
	0810242	

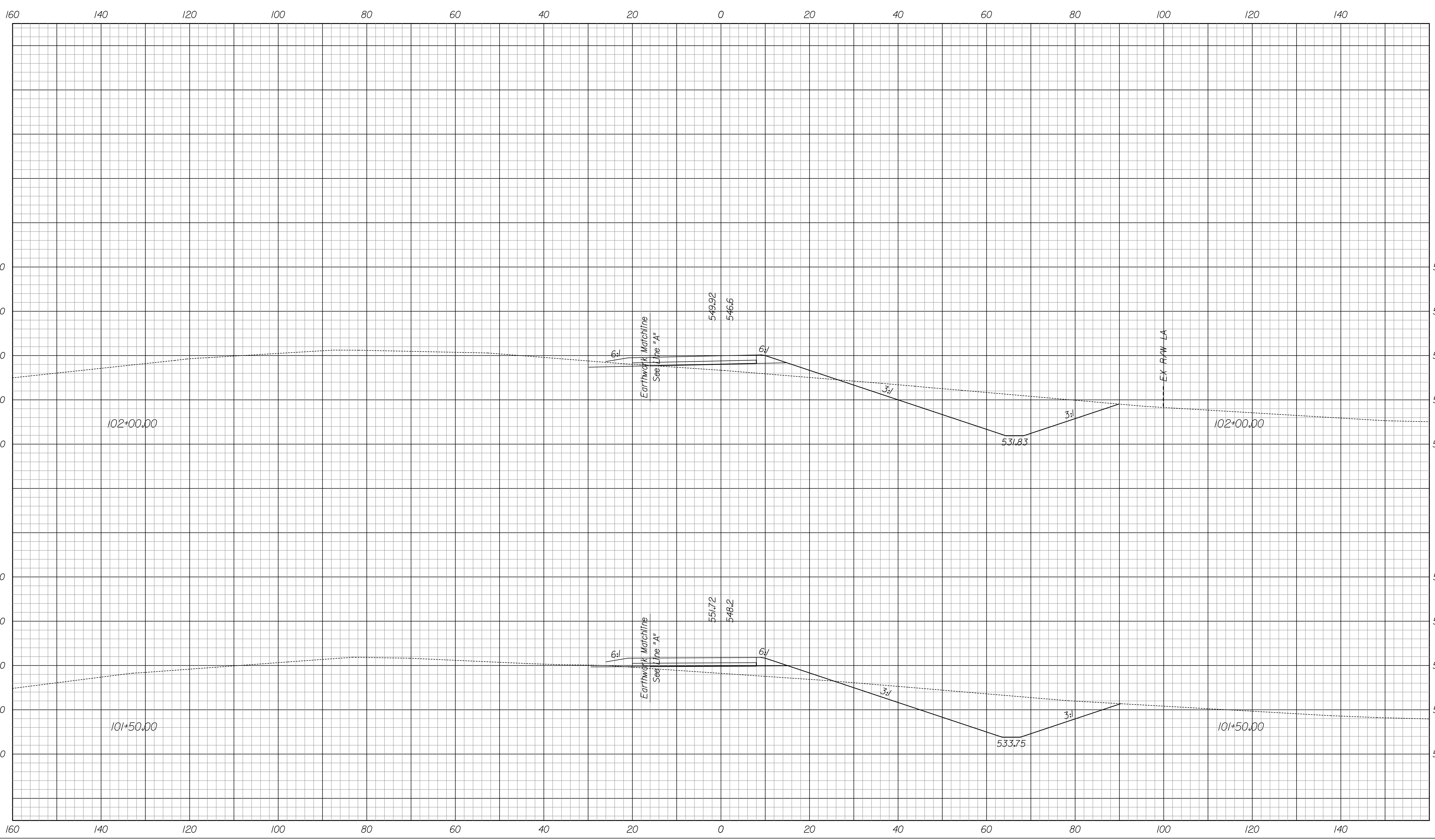


12/27/2011 3:56:47 PM  
 P:\V2005\UTTAU\_Drawings\me0887\USNWR.dgn

RECOMMENDED FOR APPROVAL _____		DESIGN ENGINEER _____ DATE _____	
DESIGNED: JSB	DRAWN: MRS		
CHECKED: WSL	CHECKED: JSB		

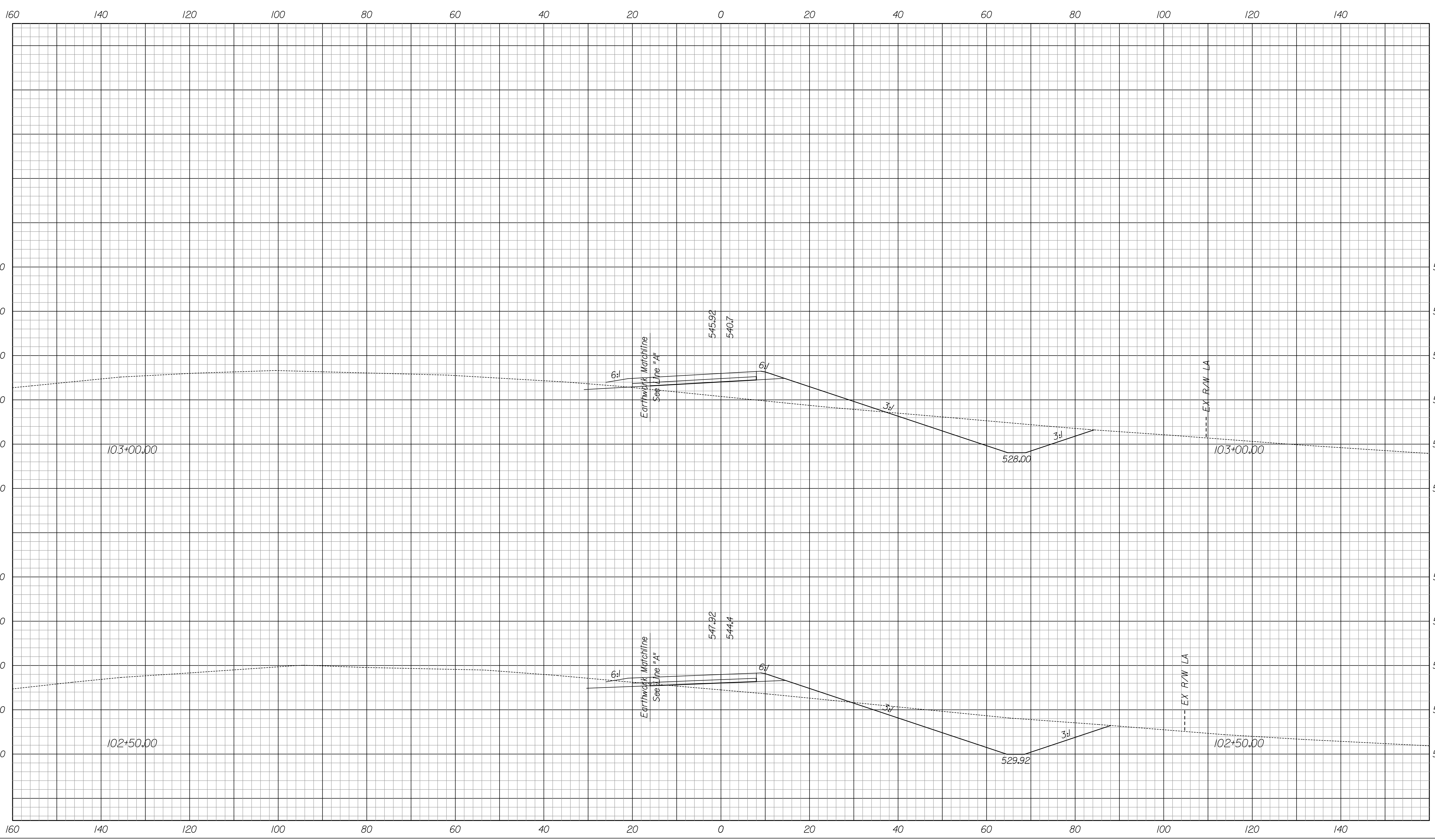
INDIANA  
 DEPARTMENT OF TRANSPORTATION  
 CROSS SECTIONS  
 RAMP "NWR"  
 STA. 100+50.00 TO 101+00.00

HORIZONTAL SCALE 1" = 10'	BRIDGE FILE 265-10-9604	
VERTICAL SCALE 1" = 10'	DESIGNATION 0810242	
SURVEY BOOK	DWG. NO. XS-1	SHEET NO. 1 of 11
CONTRACT	PROJECT 0810242	



12/27/2011 3:56:47 PM  
 P:\V2005\UTTAU\_Drawings\mcb887\usnwra.dgn

	RECOMMENDED FOR APPROVAL _____ DESIGN ENGINEER DATE	<b>INDIANA</b> <b>DEPARTMENT OF TRANSPORTATION</b>	HORIZONTAL SCALE 1" = 10'	BRIDGE FILE 265-10-9604
	DESIGNED: JSB      DRAWN: MRS	<b>CROSS SECTIONS</b> <b>RAMP "NWR"</b> <b>STA. 101+50.00 TO 102+00.00</b>	VERTICAL SCALE 1" = 10'	DESIGNATION 0810242
	CHECKED: WSL      CHECKED: JSB		SURVEY BOOK	DWG. NO. XS-2
			CONTRACT	SHEET NO. 2 of 11
				PROJECT 0810242

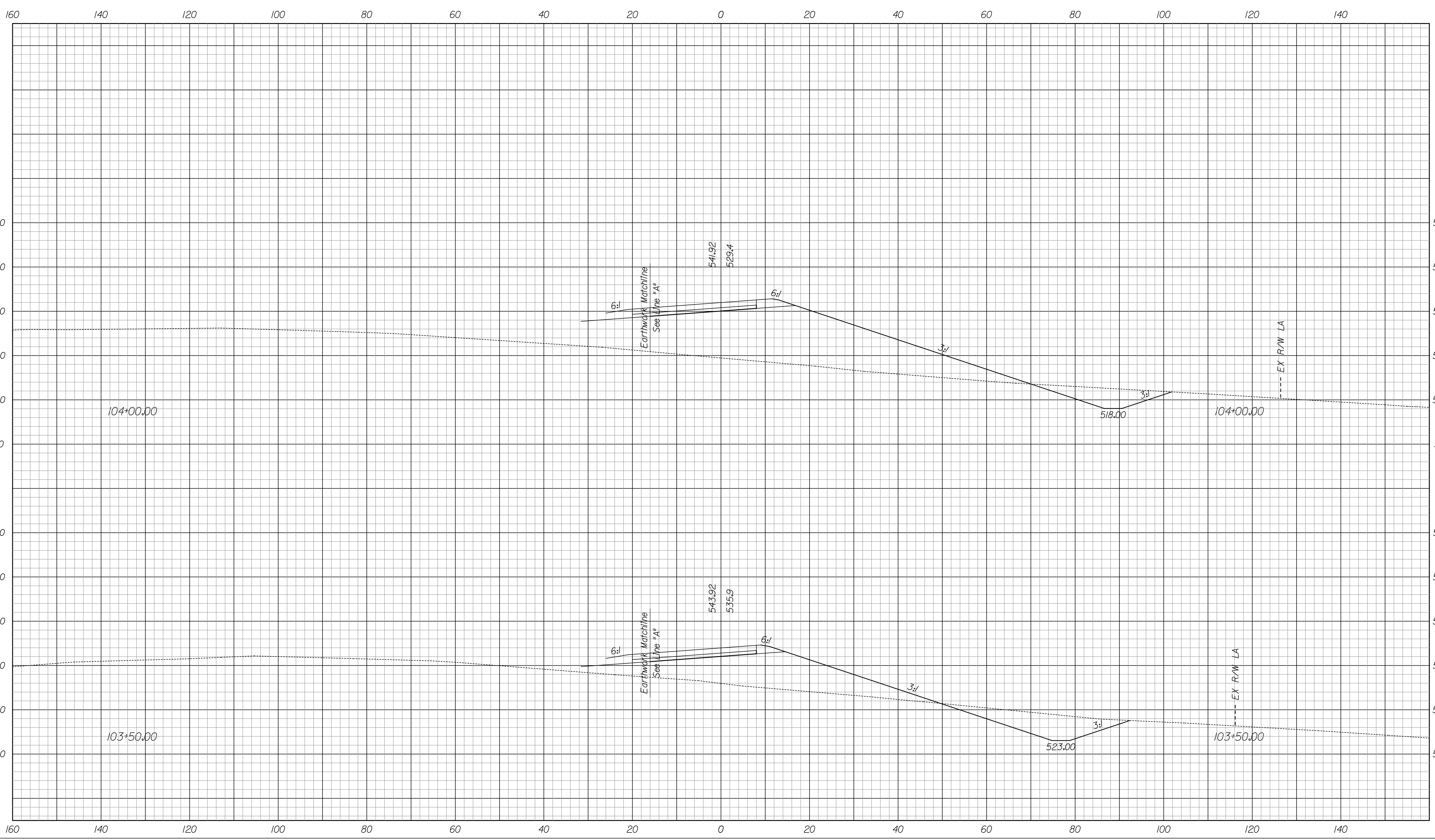


12/27/2011 3:56:48 PM  
 P:\2005\077\A01\_Drawings\cme\0817\03\NWR.dgn

RECOMMENDED FOR APPROVAL _____		DESIGN ENGINEER _____ DATE _____	
DESIGNED: JSB	DRAWN: MRS		
CHECKED: WSL	CHECKED: JSB		

INDIANA  
 DEPARTMENT OF TRANSPORTATION  
 CROSS SECTIONS  
 RAMP "NWR"  
 STA. 102+50.00 TO 103+00.00

HORIZONTAL SCALE 1" = 10'	BRIDGE FILE 265-10-9604	
VERTICAL SCALE 1" = 10'	DESIGNATION 0810242	
SURVEY BOOK	DWG. NO. XS-3	SHEET NO. 3 of 11
CONTRACT	PROJECT 0810242	

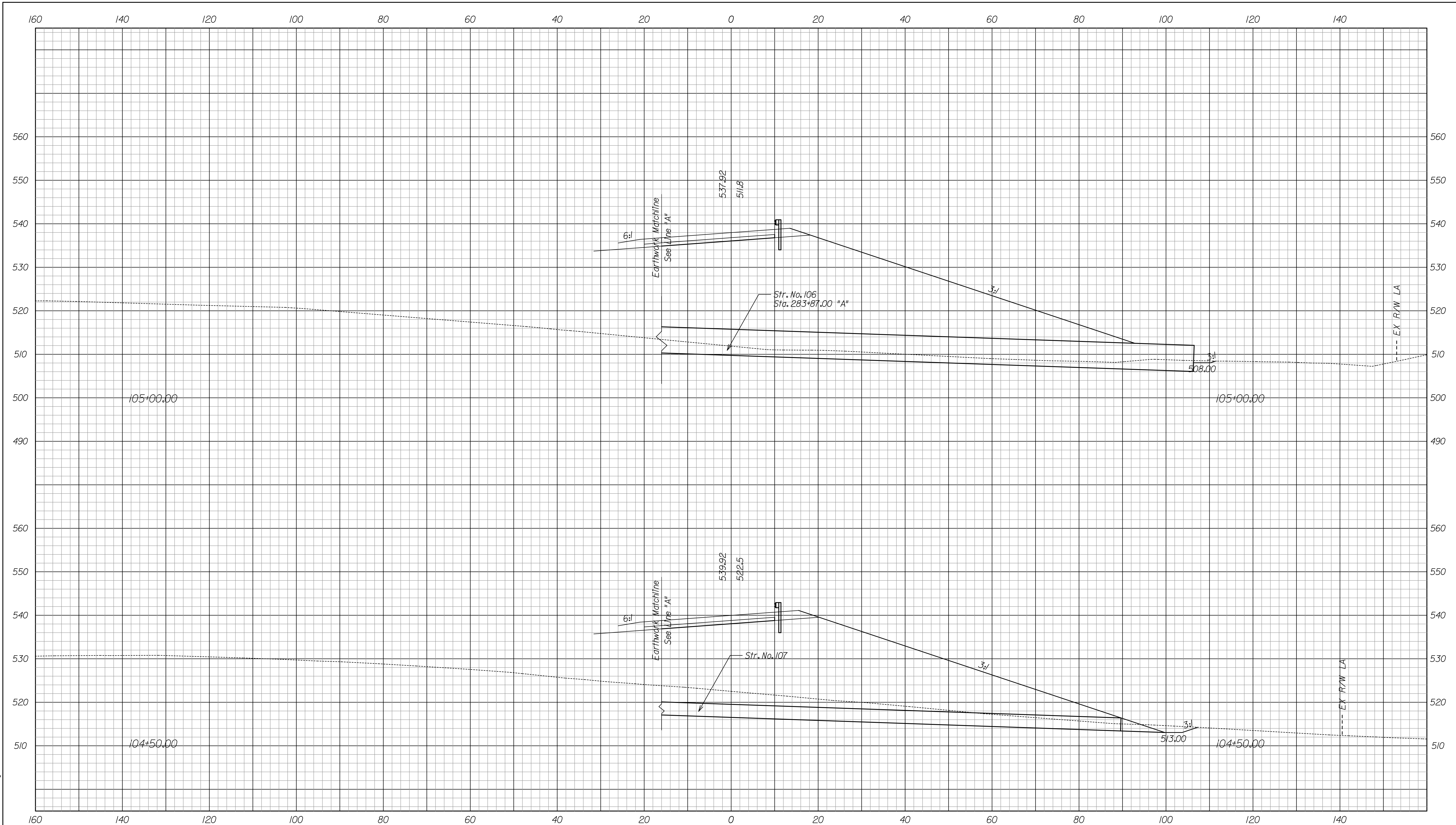


12/27/2011 3:56:49 PM  
 P:\W2005\UTTAU\_Drawings\mcb0887\Drawings\rdgn

RECOMMENDED FOR APPROVAL _____		DESIGN ENGINEER _____	DATE _____
DESIGNED: JSB	DRAWN: MRS		
CHECKED: WSL	CHECKED: JSB		

INDIANA  
 DEPARTMENT OF TRANSPORTATION  
 CROSS SECTIONS  
 RAMP "NWR"  
 STA. 103+50.00 TO 104+00.00

HORIZONTAL SCALE 1" = 10'	BRIDGE FILE 265-10-9604	
VERTICAL SCALE 1" = 10'	DESIGNATION OB10242	
SURVEY BOOK	DWG. NO. XS-4	SHEET NO. 4 of 11
CONTRACT	PROJECT OB10242	

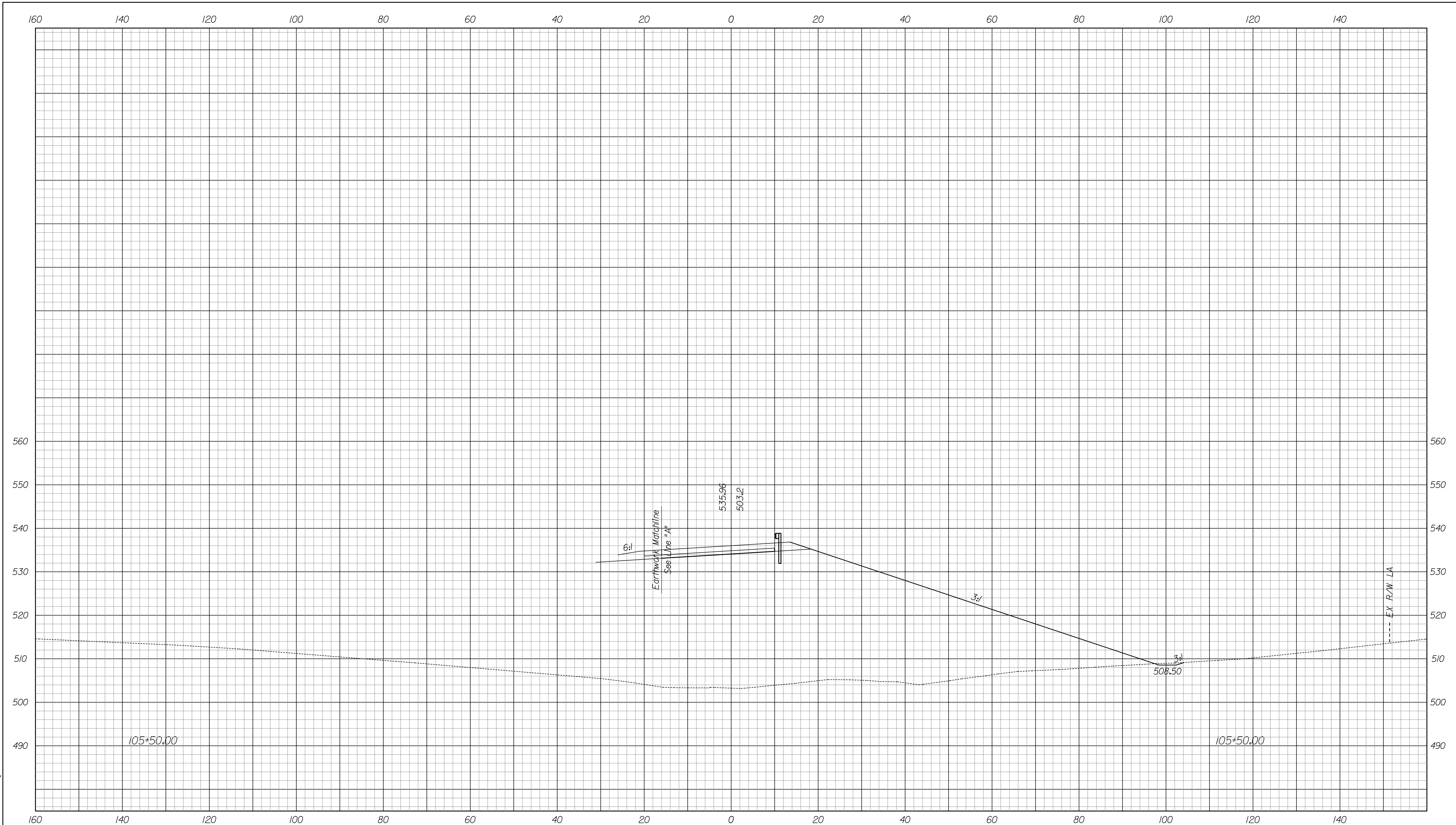


12/27/2011 3:56:50 PM  
 P:\V2005\UTTAU\_Drawings\me0887\XsNWR.dgn

RECOMMENDED FOR APPROVAL	DESIGN ENGINEER	DATE
DESIGNED: JSB	DRAWN: MRS	
CHECKED: WSL	CHECKED: JSB	

INDIANA  
 DEPARTMENT OF TRANSPORTATION  
 CROSS SECTIONS  
 RAMP "NWR"  
 STA. 104+50.00 TO 105+00.00

HORIZONTAL SCALE 1" = 10'	BRIDGE FILE 265-10-9604	
VERTICAL SCALE 1" = 10'	DESIGNATION 0810242	
SURVEY BOOK	DWG. NO. XS-5	SHEET NO. 5 of 11
CONTRACT	PROJECT 0810242	

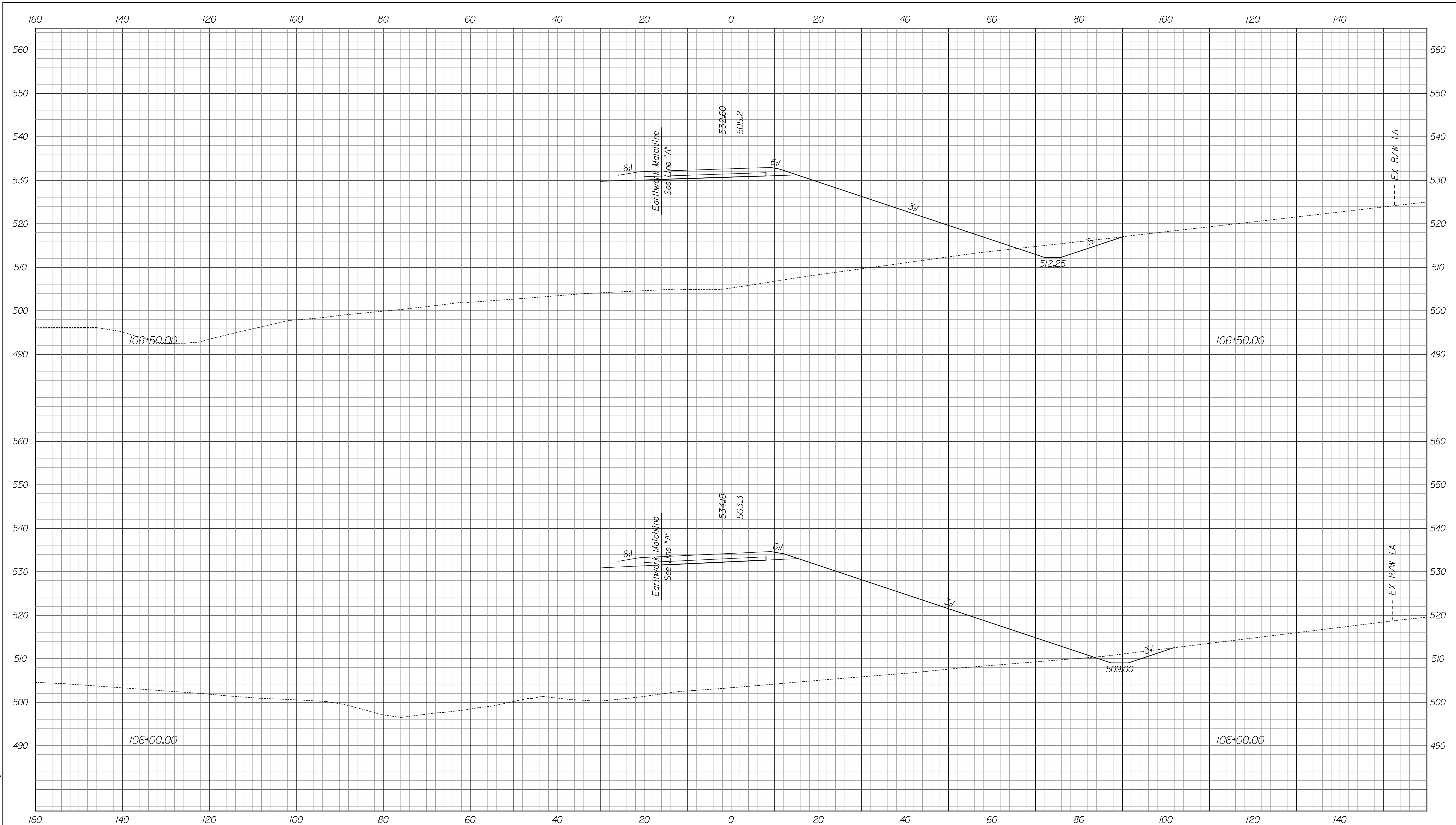


12/27/2011 3:58:50 PM  
 P:\W2005\UTTAU\Drawings\mcb\17\105NWR.dgn

RECOMMENDED FOR APPROVAL _____		DESIGN ENGINEER _____ DATE _____	
DESIGNED: JSB	DRAWN: MRS		
CHECKED: WSL	CHECKED: JSB		

INDIANA  
 DEPARTMENT OF TRANSPORTATION  
 CROSS SECTIONS  
 RAMP "NWR"  
 STA. 105+50.00 TO 105+50.00

HORIZONTAL SCALE 1" = 10'	BRIDGE FILE 265-10-9604	
VERTICAL SCALE 1" = 10'	DESIGNATION 0810242	
SURVEY BOOK	DWG. NO. XS-6	SHEET NO. 6 of 11
CONTRACT	PROJECT 0810242	



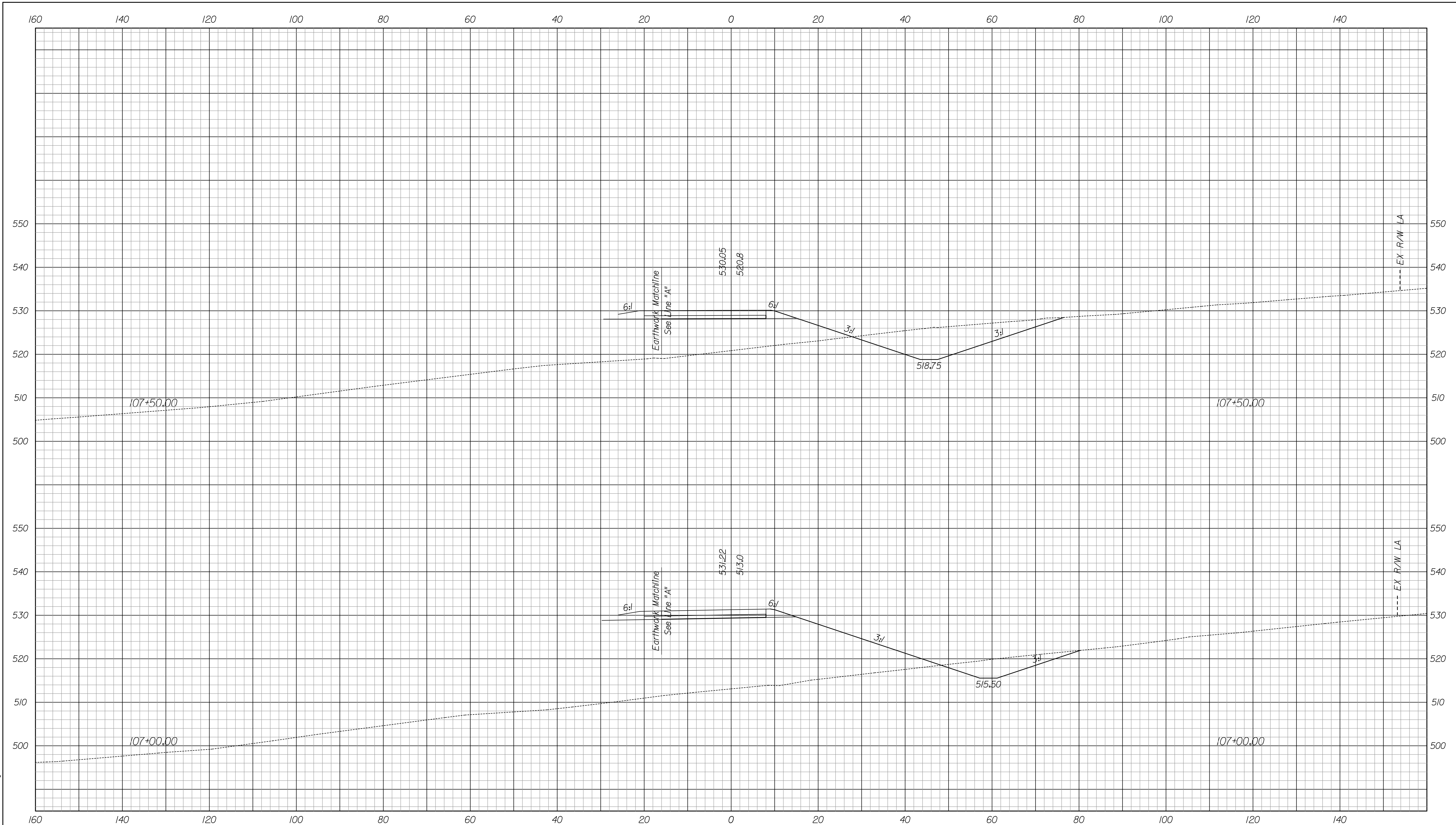
12/27/2011 3:58:51 PM  
 F:\V2005\UTTAU\_Drawings\mcb877\crossnwrdgn

RECOMMENDED FOR APPROVAL _____		DESIGN ENGINEER _____		DATE _____	
DESIGNED:	JSB	DRAWN:	MRS		
CHECKED:	WSL	CHECKED:	JSB		

INDIANA  
 DEPARTMENT OF TRANSPORTATION  
 CROSS SECTIONS  
 RAMP "NWR"  
 STA. 106+00.00 TO 106+50.00

HORIZONTAL SCALE 1" = 10'		BRIDGE FILE 265-10-9604	
VERTICAL SCALE 1" = 10'		DESIGNATION 0810242	
SURVEY BOOK	DWG. NO. XS-7	SHEET NO. 7 of 11	
CONTRACT	PROJECT 0810242		



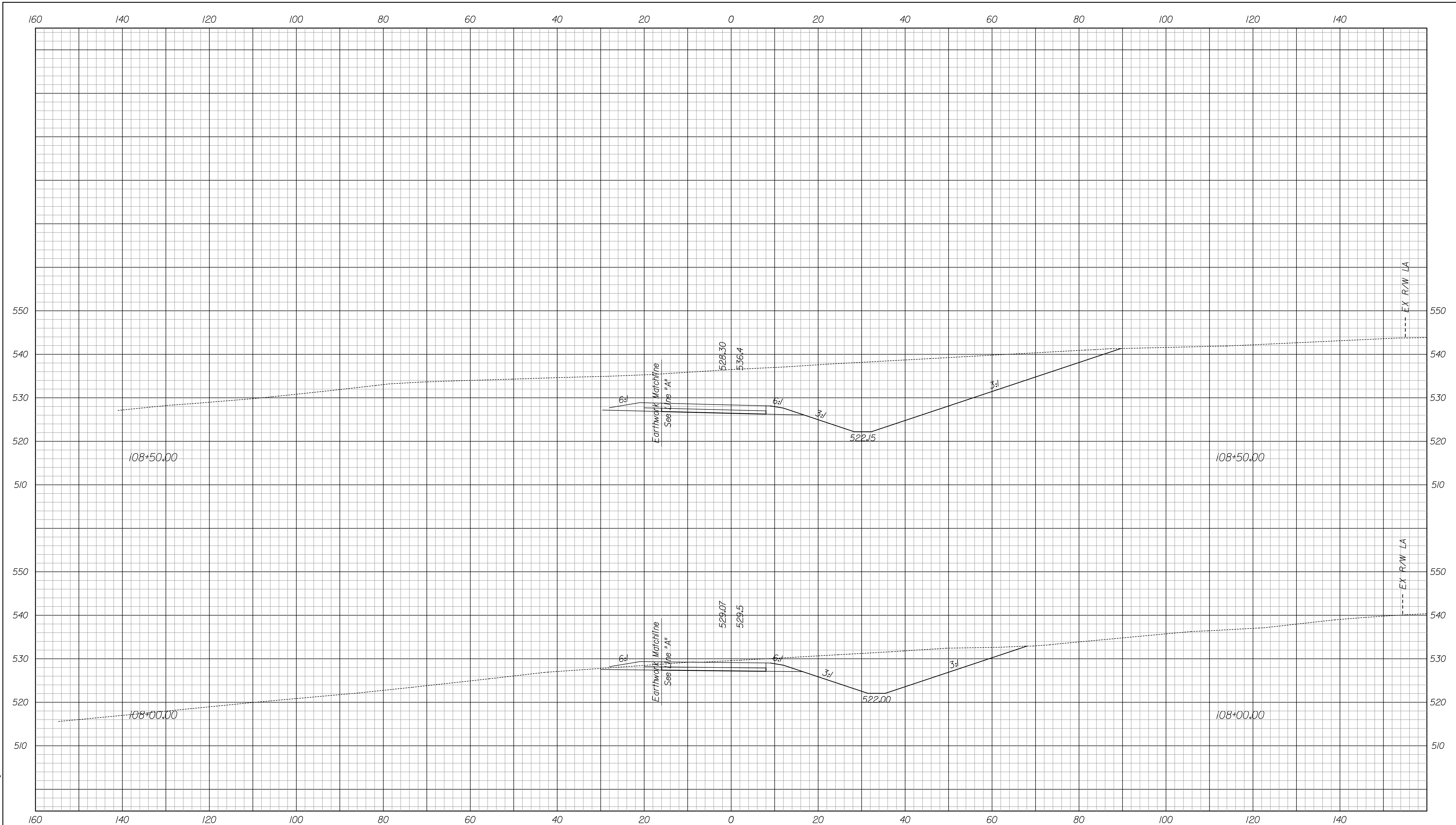


12/27/2011 3:58:52 PM  
 P:\V2005\UT7\AUG\Drawings\mcb\BBI\US\NWR.dgn

RECOMMENDED FOR APPROVAL _____		DESIGN ENGINEER _____ DATE _____	
DESIGNED: JSB	DRAWN: MRS		
CHECKED: WSL	CHECKED: JSB		

INDIANA  
 DEPARTMENT OF TRANSPORTATION  
 CROSS SECTIONS  
 RAMP "NWR"  
 STA. 107+00.00 TO 107+50.00

HORIZONTAL SCALE 1" = 10'	BRIDGE FILE 265-10-9604	
VERTICAL SCALE 1" = 10'	DESIGNATION 0810242	
SURVEY BOOK	DWG. NO. XS-8	SHEET NO. 8 of 11
CONTRACT	PROJECT 0810242	

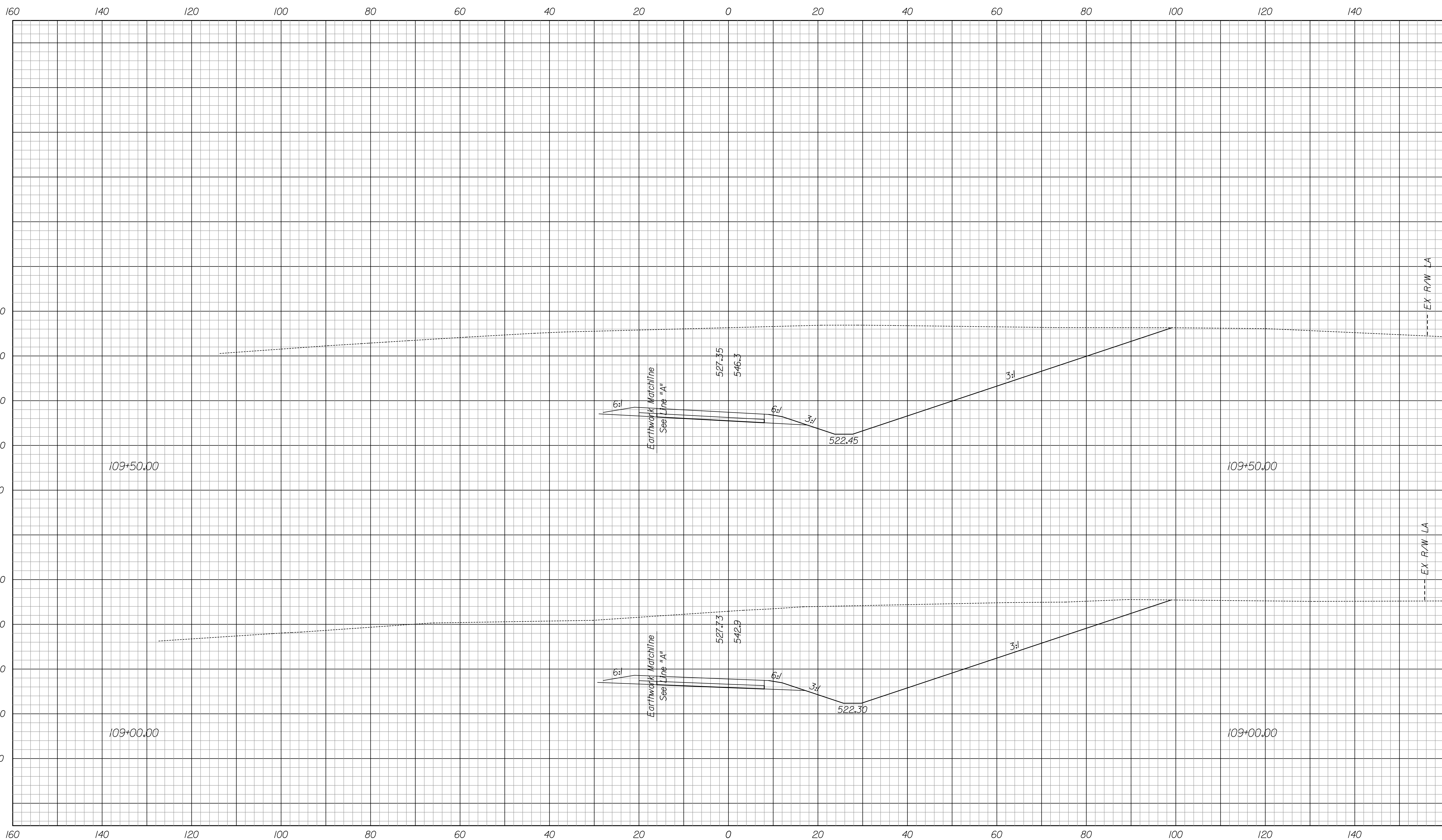


12/27/2011 3:56:53 PM  
 P:\V2005\UT7\AU\_Drawings\me08817\XS-NWR.dgn

RECOMMENDED FOR APPROVAL _____		DESIGN ENGINEER _____ DATE _____	
DESIGNED: JSB	DRAWN: MRS		
CHECKED: WSL	CHECKED: JSB		

INDIANA  
 DEPARTMENT OF TRANSPORTATION  
 CROSS SECTIONS  
 RAMP "NWR"  
 STA. 108+00.00 TO 108+50.00

HORIZONTAL SCALE 1" = 10'	BRIDGE FILE 265-10-9604	
VERTICAL SCALE 1" = 10'	DESIGNATION 0810242	
SURVEY BOOK	DWG. NO. XS-9	SHEET NO. 9 of 11
CONTRACT	PROJECT 0810242	

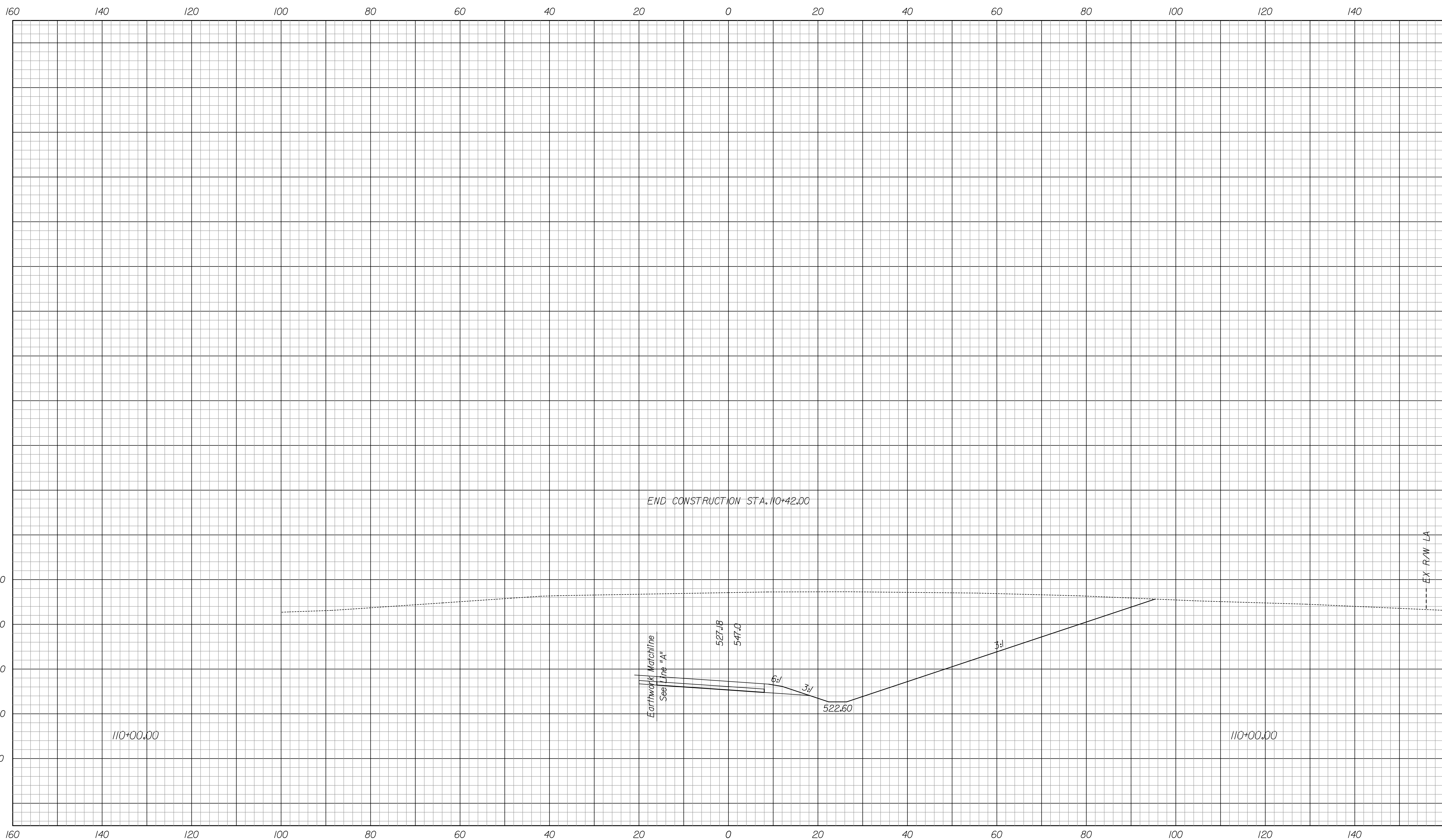


12/27/2011 3:56:54 PM  
 P:\V2005\UTTAU\_Drawings\me0887\XS\NWR.dgn

RECOMMENDED FOR APPROVAL _____		DESIGN ENGINEER _____ DATE _____	
DESIGNED: JSB	DRAWN: MRS		
CHECKED: WSL	CHECKED: JSB		

INDIANA  
 DEPARTMENT OF TRANSPORTATION  
 CROSS SECTIONS  
 RAMP "NWR"  
 STA. 109+00.00 TO 109+50.00

HORIZONTAL SCALE 1" = 10'	BRIDGE FILE 265-10-9604	
VERTICAL SCALE 1" = 10'	DESIGNATION 0810242	
SURVEY BOOK	DWG. NO. XS-10	SHEET NO. 10 of 11
CONTRACT	PROJECT 0810242	

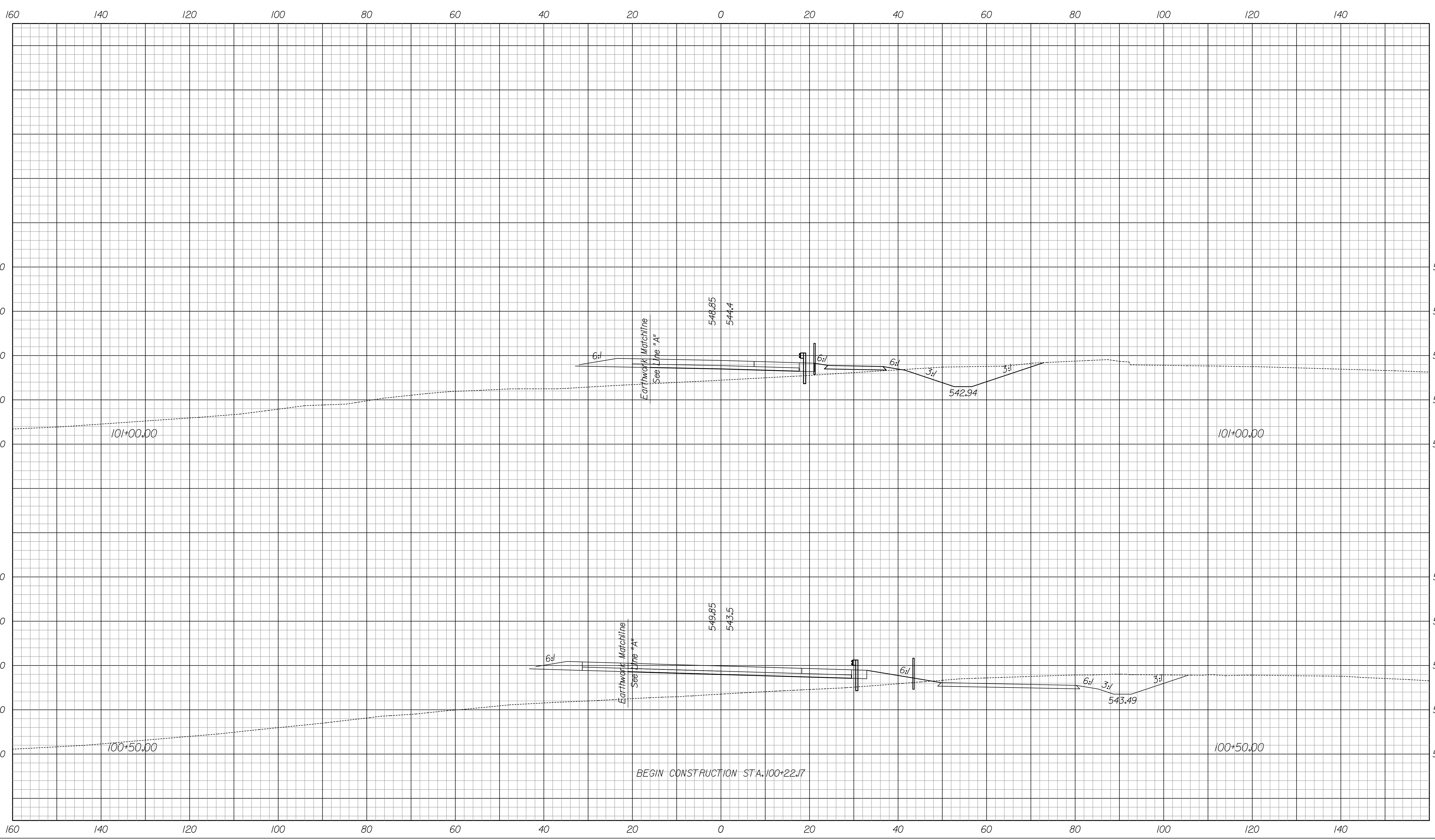


12/27/2011 3:56:54 PM  
 P:\V2005\UTTAU\Drawings\m08B17\Xs\NWR.dgn

RECOMMENDED FOR APPROVAL _____		DESIGN ENGINEER _____		DATE _____	
DESIGNED:	JSB	DRAWN:	MRS		
CHECKED:	WSL	CHECKED:	JSB		

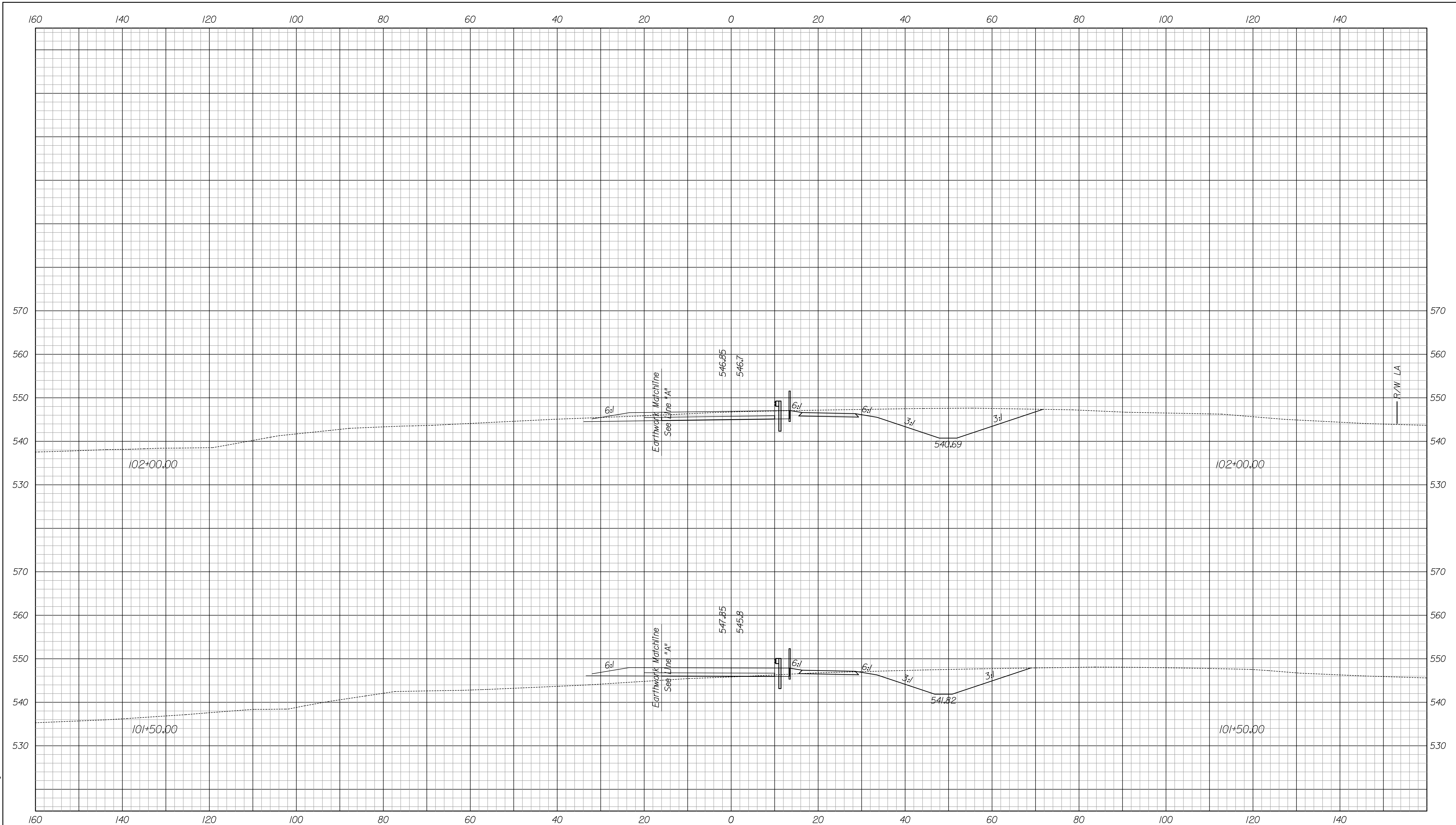
INDIANA  
 DEPARTMENT OF TRANSPORTATION  
 CROSS SECTIONS  
 RAMP "NWR"  
 STA. 110+00.00 TO 110+00.00

HORIZONTAL SCALE 1" = 10'		BRIDGE FILE 265-10-9604	
VERTICAL SCALE 1" = 10'		DESIGNATION OB10242	
SURVEY BOOK	DWG. NO. XS-11	SHEET NO. 11 of 11	
CONTRACT	PROJECT OB10242		



12/27/2011 3:56:59 PM  
 P:\V2005\UT7\A01\Drawings\cme08817\cxs50a.dgn

	RECOMMENDED FOR APPROVAL _____ DESIGN ENGINEER DATE	<b>INDIANA</b> <b>DEPARTMENT OF TRANSPORTATION</b>	HORIZONTAL SCALE 1" = 10' VERTICAL SCALE 1" = 10'	BRIDGE FILE 265-10-9604 DESIGNATION 0810242
	DESIGNED: JSB      DRAWN: MRS CHECKED: WSL      CHECKED: JSB	<b>CROSS SECTIONS</b> <b>RAMP "SER"</b> <b>STA. 100+50.00 TO 101+00.00</b>	SURVEY BOOK CONTRACT	DWG. NO. XS-1 SHEET NO. 1 of 10 PROJECT 0810242

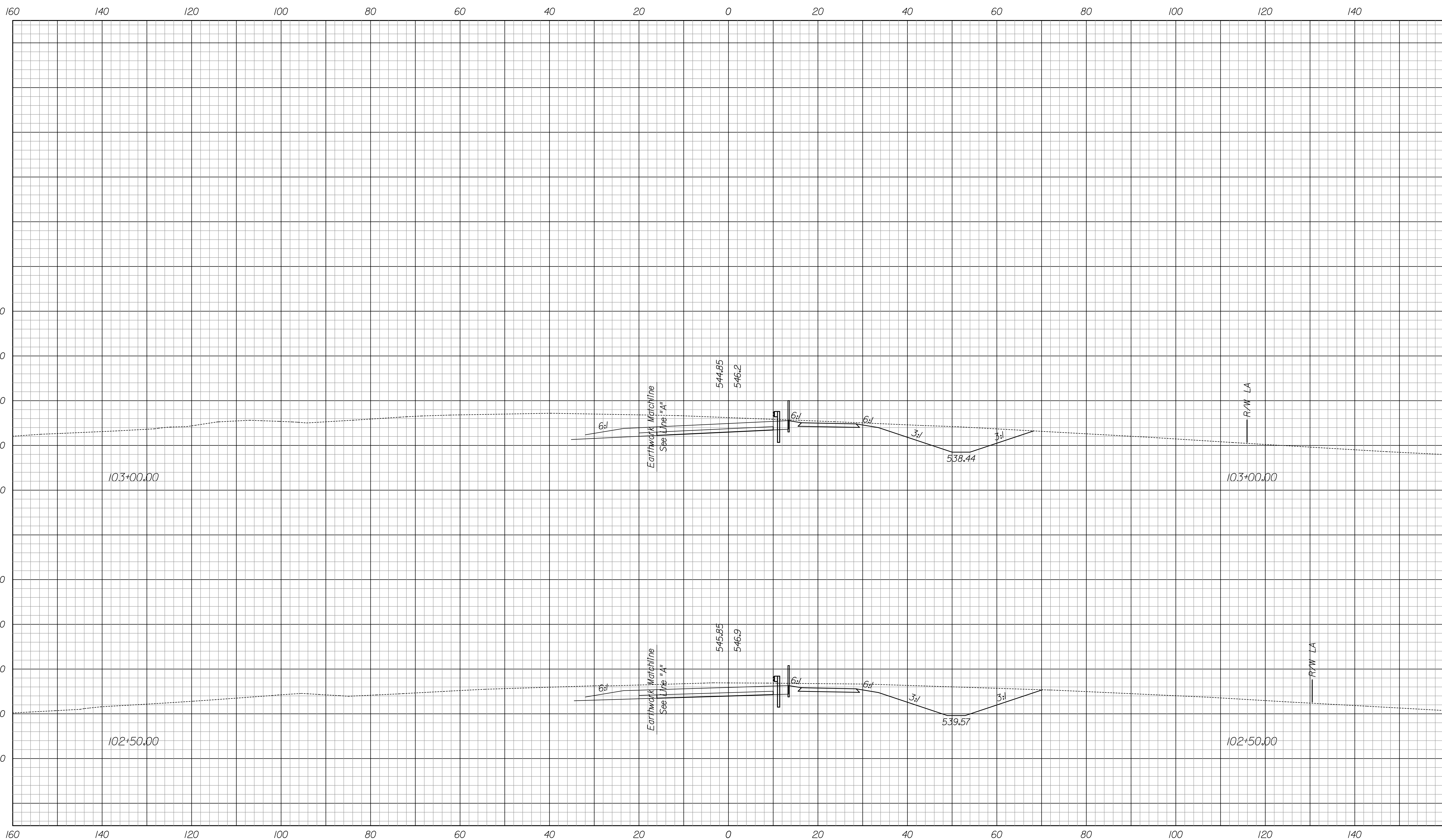


12/27/2011 3:59:00 PM  
 P:\V2005\UTTAU\_Drawings\mgs0887\XsSer.dgn

RECOMMENDED FOR APPROVAL _____	
DESIGNED: JSB	DRAWN: MRS
CHECKED: WSL	CHECKED: JSB

INDIANA  
 DEPARTMENT OF TRANSPORTATION  
 CROSS SECTIONS  
 RAMP "SER"  
 STA. 101+50.00 TO 102+00.00

HORIZONTAL SCALE 1" = 10'	BRIDGE FILE 265-10-9604	
VERTICAL SCALE 1" = 10'	DESIGNATION 0810242	
SURVEY BOOK	DWG. NO. XS-2	SHEET NO. 2 of 10
CONTRACT	PROJECT 0810242	

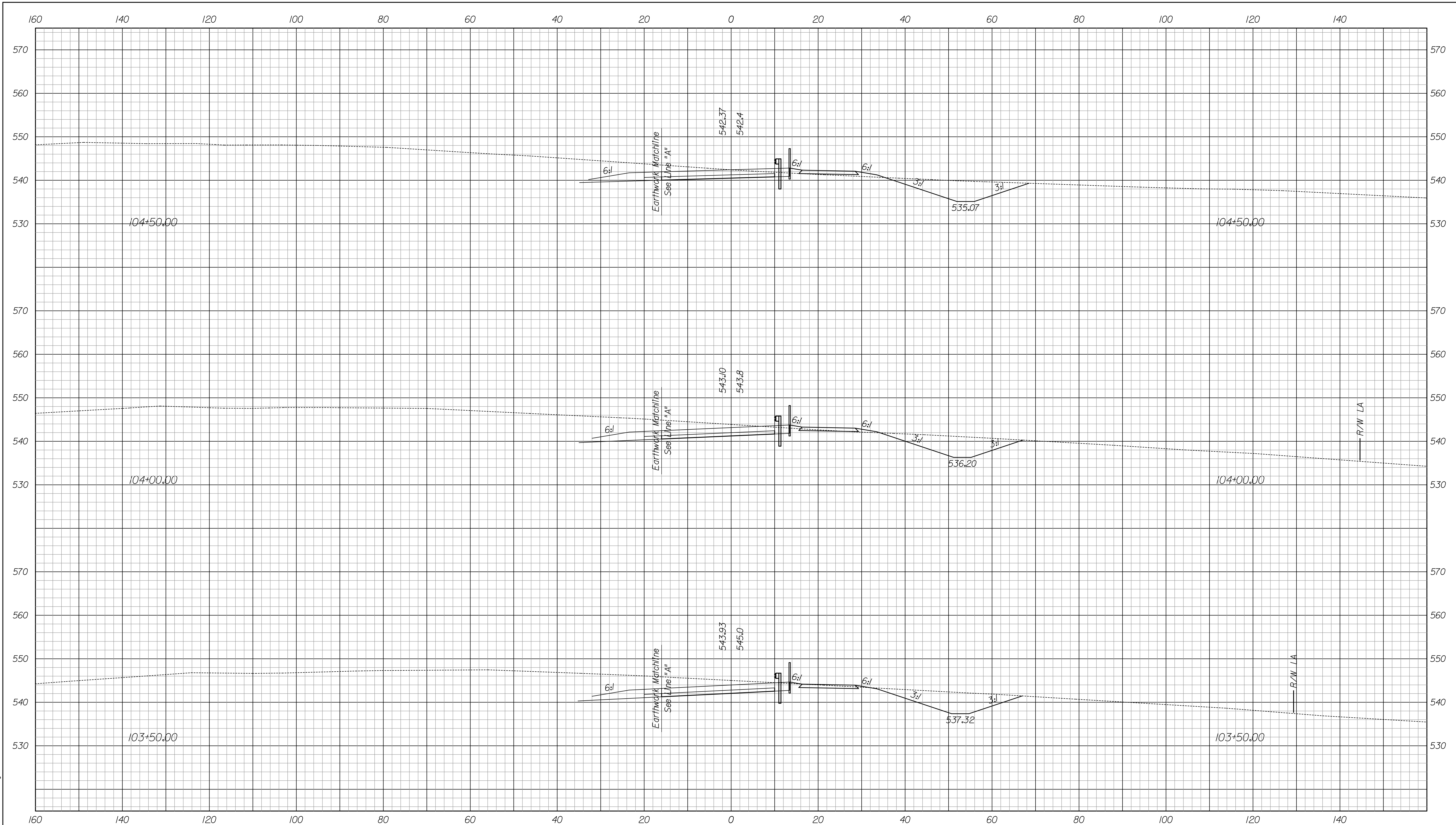


3:59:02 PM  
 12/27/2011  
 F:\V2005\UTTAU\_Drawings\me0887\Xs3Ser.dgn

RECOMMENDED FOR APPROVAL _____		DESIGN ENGINEER _____		DATE _____	
DESIGNED:	JSB	DRAWN:	MRS		
CHECKED:	WSL	CHECKED:	JSB		

INDIANA  
 DEPARTMENT OF TRANSPORTATION  
 CROSS SECTIONS  
 RAMP "SER"  
 STA. 102+50.00 TO 103+00.00

HORIZONTAL SCALE 1" = 10'	BRIDGE FILE 265-10-9604	
VERTICAL SCALE 1" = 10'	DESIGNATION OB10242	
SURVEY BOOK	DWG. NO. XS-3	SHEET NO. 3 of 10
CONTRACT	PROJECT OB10242	



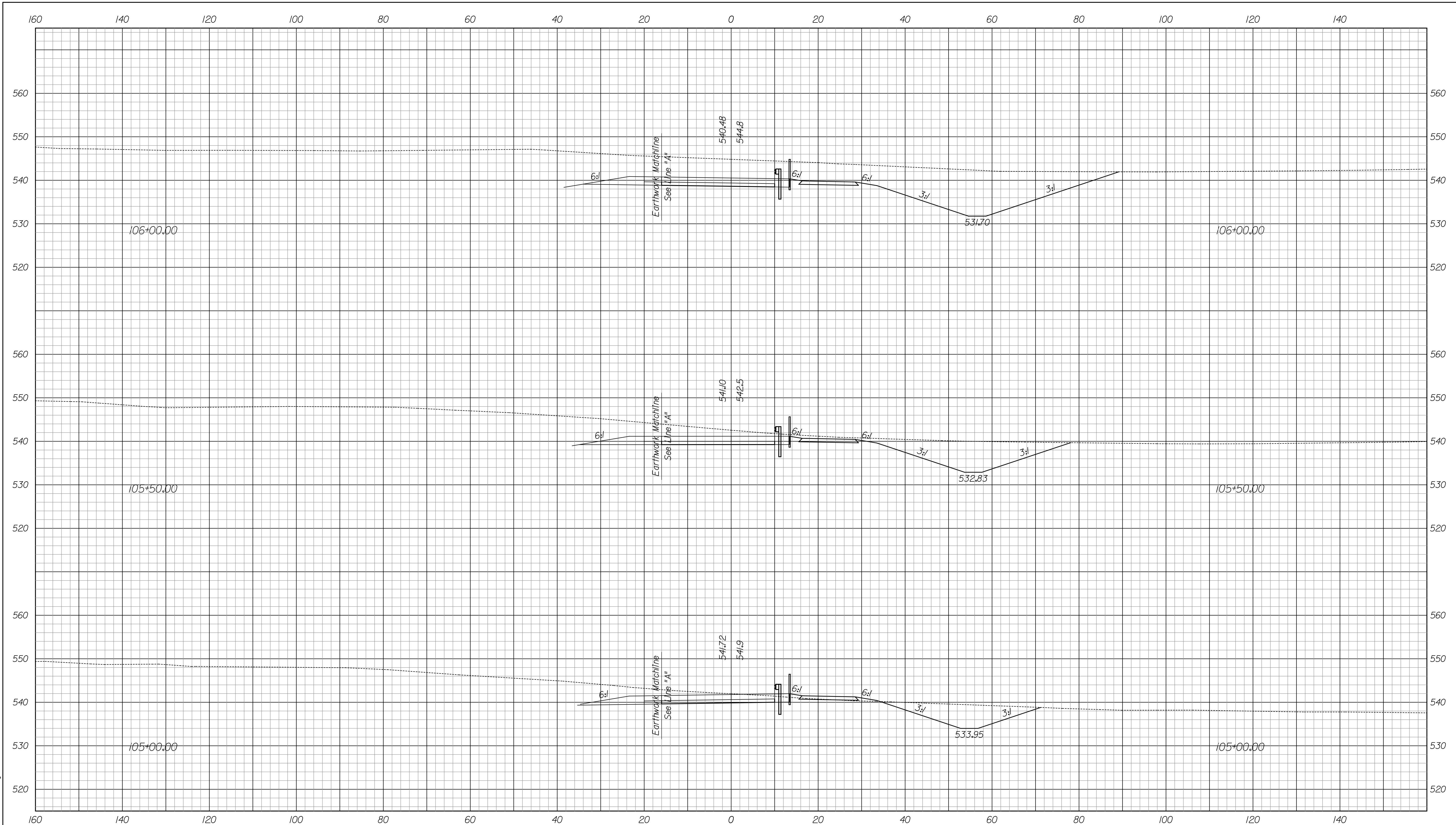
12/27/2011 3:55:03 PM  
 F:\V2005\UTTAU\_Drawings\m08817\UsSer.dgn

RECOMMENDED FOR APPROVAL _____		DESIGN ENGINEER _____ DATE _____	
DESIGNED: JSB	DRAWN: MRS		
CHECKED: WSL	CHECKED: JSB		

INDIANA  
 DEPARTMENT OF TRANSPORTATION  
 CROSS SECTIONS  
 RAMP "SER"  
 STA. 103+50.00 TO 104+50.00

HORIZONTAL SCALE 1" = 10'	BRIDGE FILE 265-10-9604	
VERTICAL SCALE 1" = 10'	DESIGNATION 0810242	
SURVEY BOOK	DWG. NO. XS-4	SHEET NO. 4 of 10
CONTRACT	PROJECT 0810242	



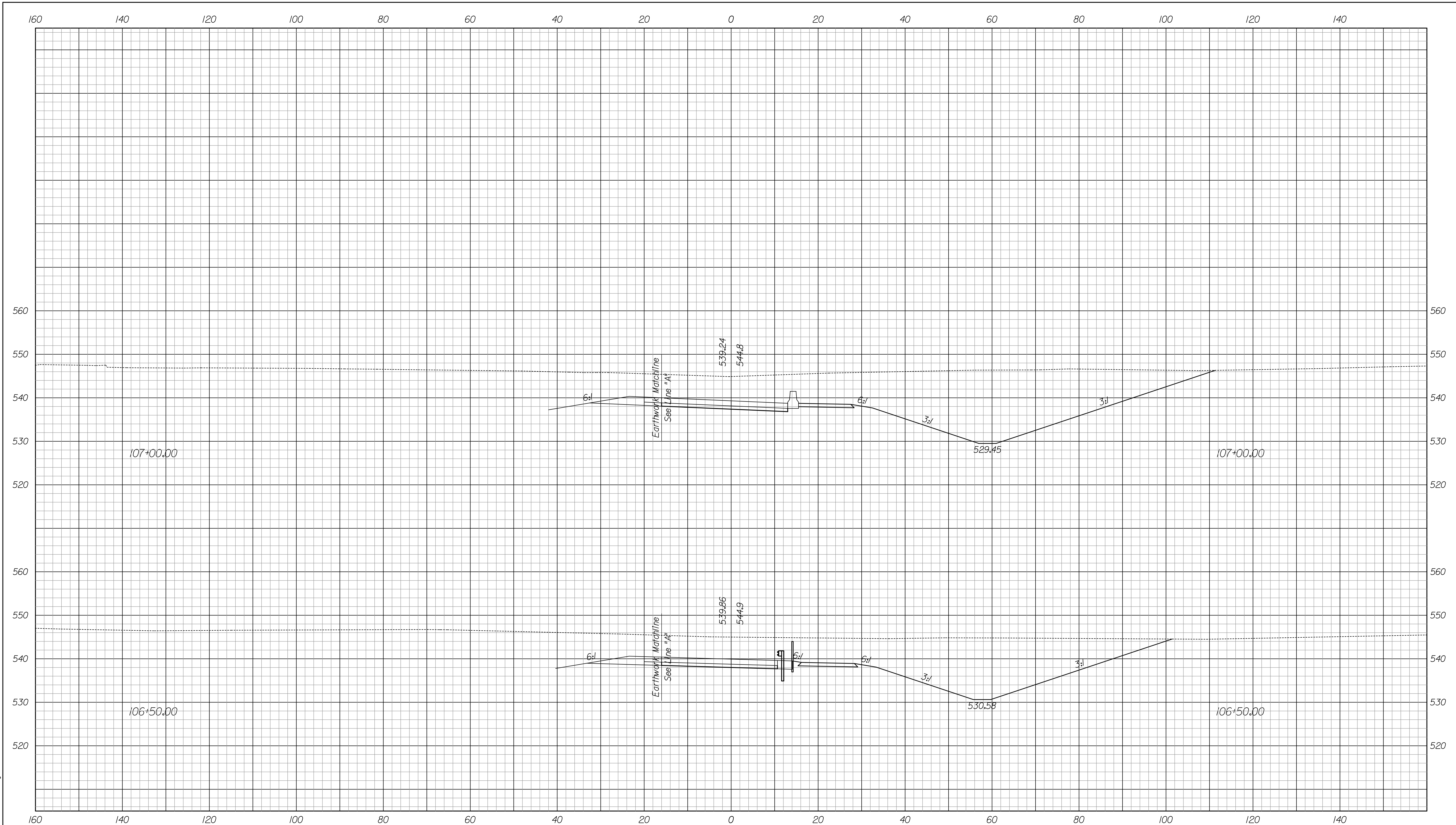


12/27/2011 3:55:04 PM  
 F:\V2005\UTTAU\_Drawings\me08817\Xs5Ser.dgn

RECOMMENDED FOR APPROVAL _____		DESIGN ENGINEER _____	DATE _____
DESIGNED: JSB	DRAWN: MRS		
CHECKED: WSL	CHECKED: JSB		

INDIANA  
 DEPARTMENT OF TRANSPORTATION  
 CROSS SECTIONS  
 RAMP "SER"  
 STA. 105+00.00 TO 106+00.00

HORIZONTAL SCALE 1" = 10'	BRIDGE FILE 265-10-9604	
VERTICAL SCALE 1" = 10'	DESIGNATION 0810242	
SURVEY BOOK	DWG. NO. XS-5	SHEET NO. 5 of 10
CONTRACT	PROJECT 0810242	

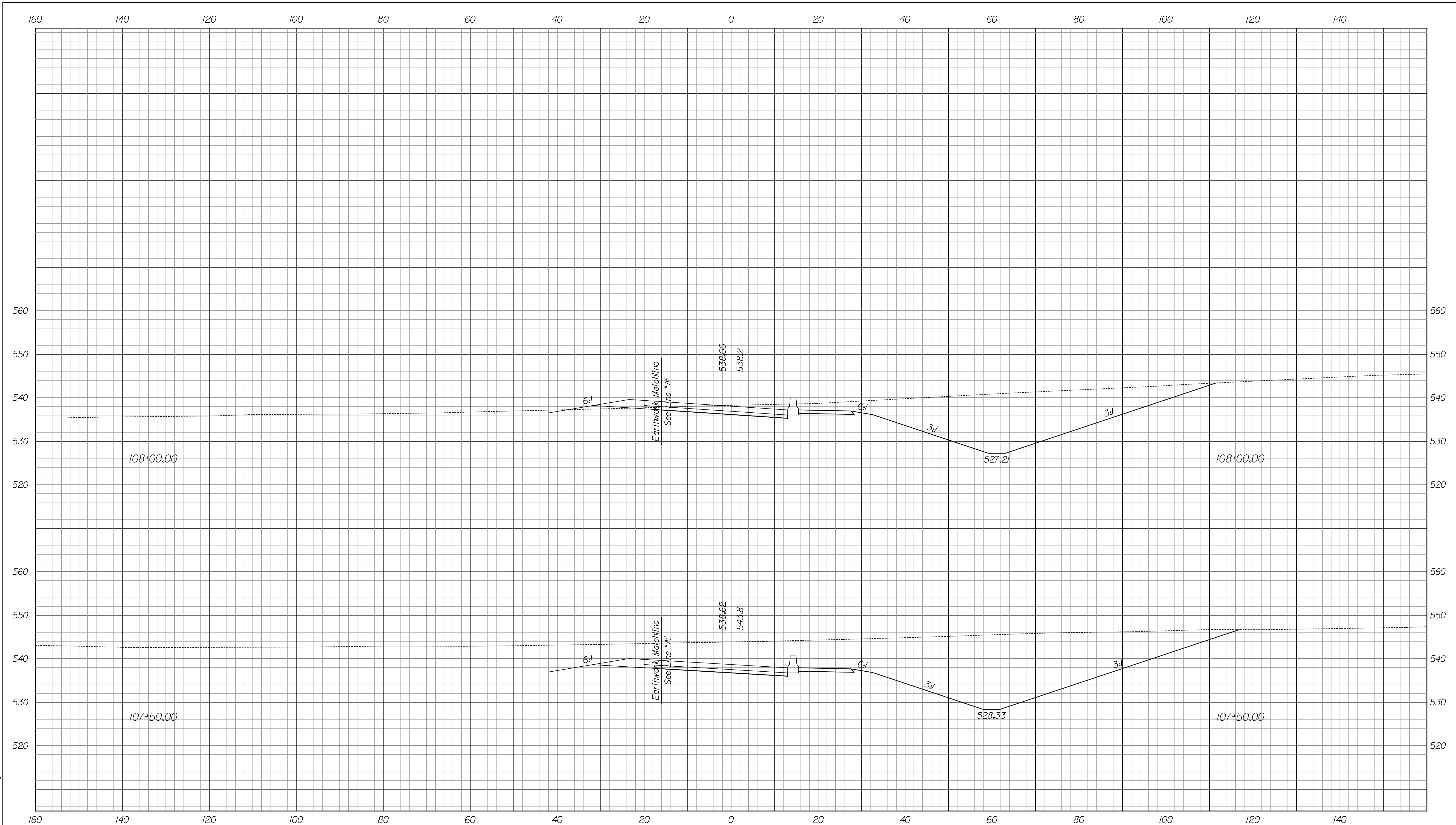


12/27/2011 3:55:06 PM  
 F:\V2005\UTTAU\Drawings\m08B17\XsSer.dgn

RECOMMENDED FOR APPROVAL _____		DESIGN ENGINEER _____ DATE _____	
DESIGNED: JSB	DRAWN: MRS		
CHECKED: WSL	CHECKED: JSB		

INDIANA  
 DEPARTMENT OF TRANSPORTATION  
 CROSS SECTIONS  
 RAMP "SER"  
 STA. 106+50.00 TO 107+00.00

HORIZONTAL SCALE 1" = 10'	BRIDGE FILE 265-10-9604	
VERTICAL SCALE 1" = 10'	DESIGNATION 0810242	
SURVEY BOOK	DWG. NO. XS-6	SHEET NO. 6 of 10
CONTRACT	PROJECT 0810242	

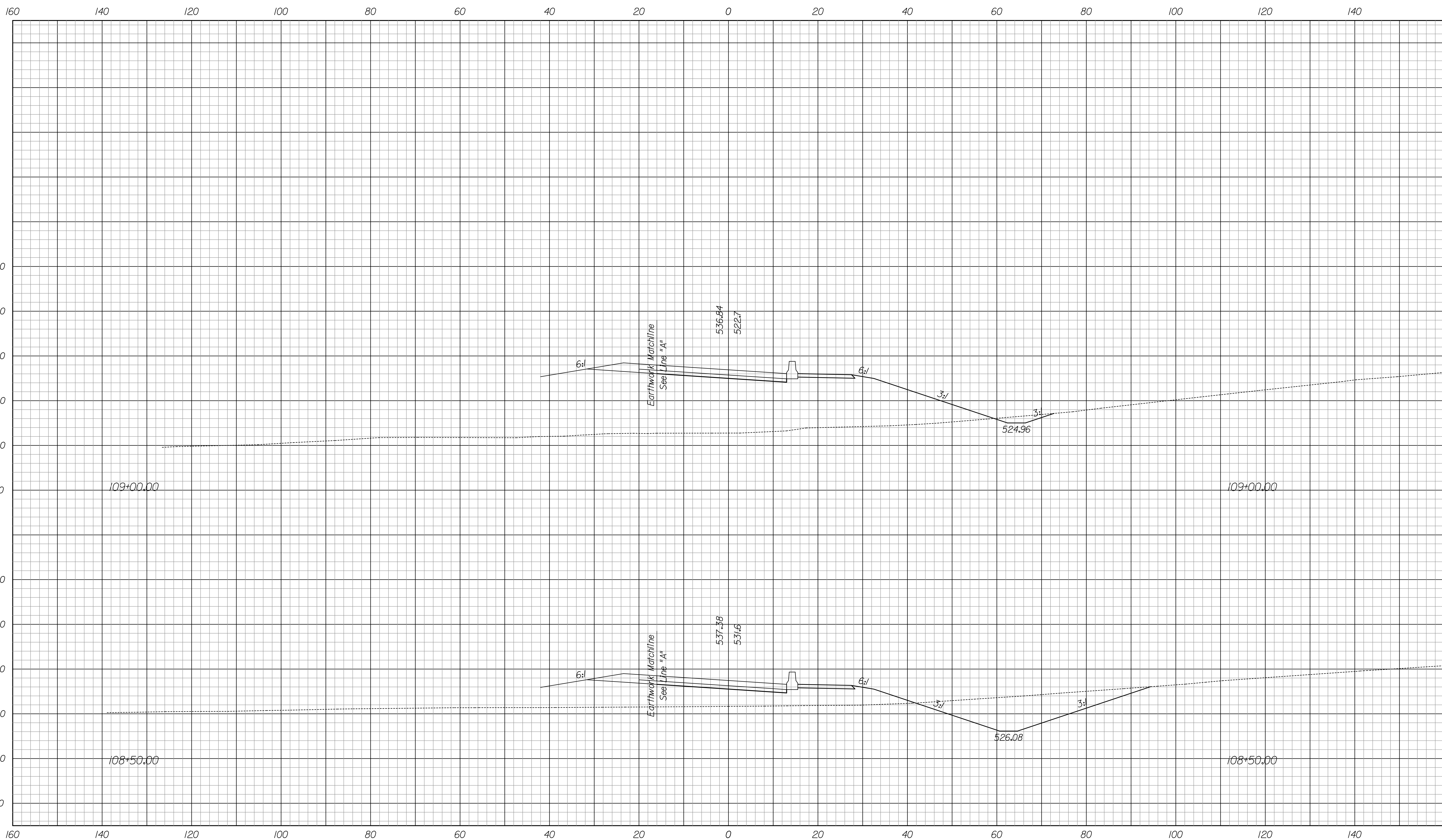


12/27/2011 3:55:07 PM  
 P:\W2005\UTTAU\_Drawings\me0887\UskSer.dgn

RECOMMENDED FOR APPROVAL _____		DESIGN ENGINEER _____ DATE _____	
DESIGNED: JSB	DRAWN: MRS		
CHECKED: WSL	CHECKED: JSB		

INDIANA  
 DEPARTMENT OF TRANSPORTATION  
 CROSS SECTIONS  
 RAMP "SER"  
 STA. 107+50.00 TO 108+00.00

HORIZONTAL SCALE 1" = 10'	BRIDGE FILE 265-10-9604	
VERTICAL SCALE 1" = 10'	DESIGNATION 0810242	
SURVEY BOOK	DWG. NO. XS-7	SHEET NO. 7 of 10
CONTRACT	PROJECT 0810242	

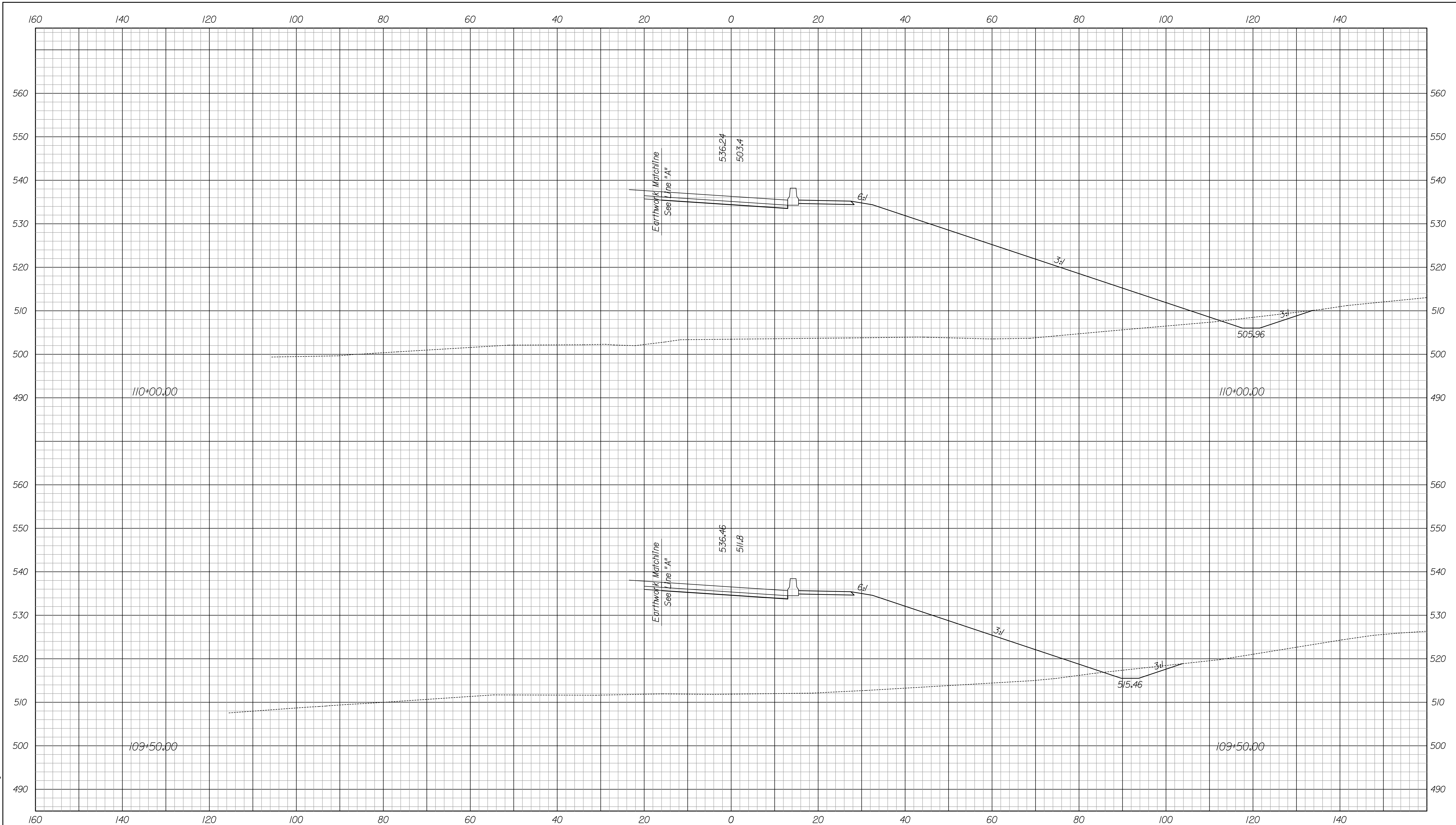


12/27/2011 3:59:09 PM  
 P:\2005\UTTAU\Drawings\me0887\XsSer.dgn

RECOMMENDED FOR APPROVAL _____		DESIGN ENGINEER _____		DATE _____	
DESIGNED:	JSB	DRAWN:	MRS		
CHECKED:	WSL	CHECKED:	JSB		

INDIANA  
 DEPARTMENT OF TRANSPORTATION  
 CROSS SECTIONS  
 RAMP "SER"  
 STA. 108+50.00 TO 109+00.00

HORIZONTAL SCALE 1" = 10'	BRIDGE FILE 265-10-9604	
VERTICAL SCALE 1" = 10'	DESIGNATION 0810242	
SURVEY BOOK	DWG. NO. XS-8	SHEET NO. 8 of 10
CONTRACT	PROJECT 0810242	

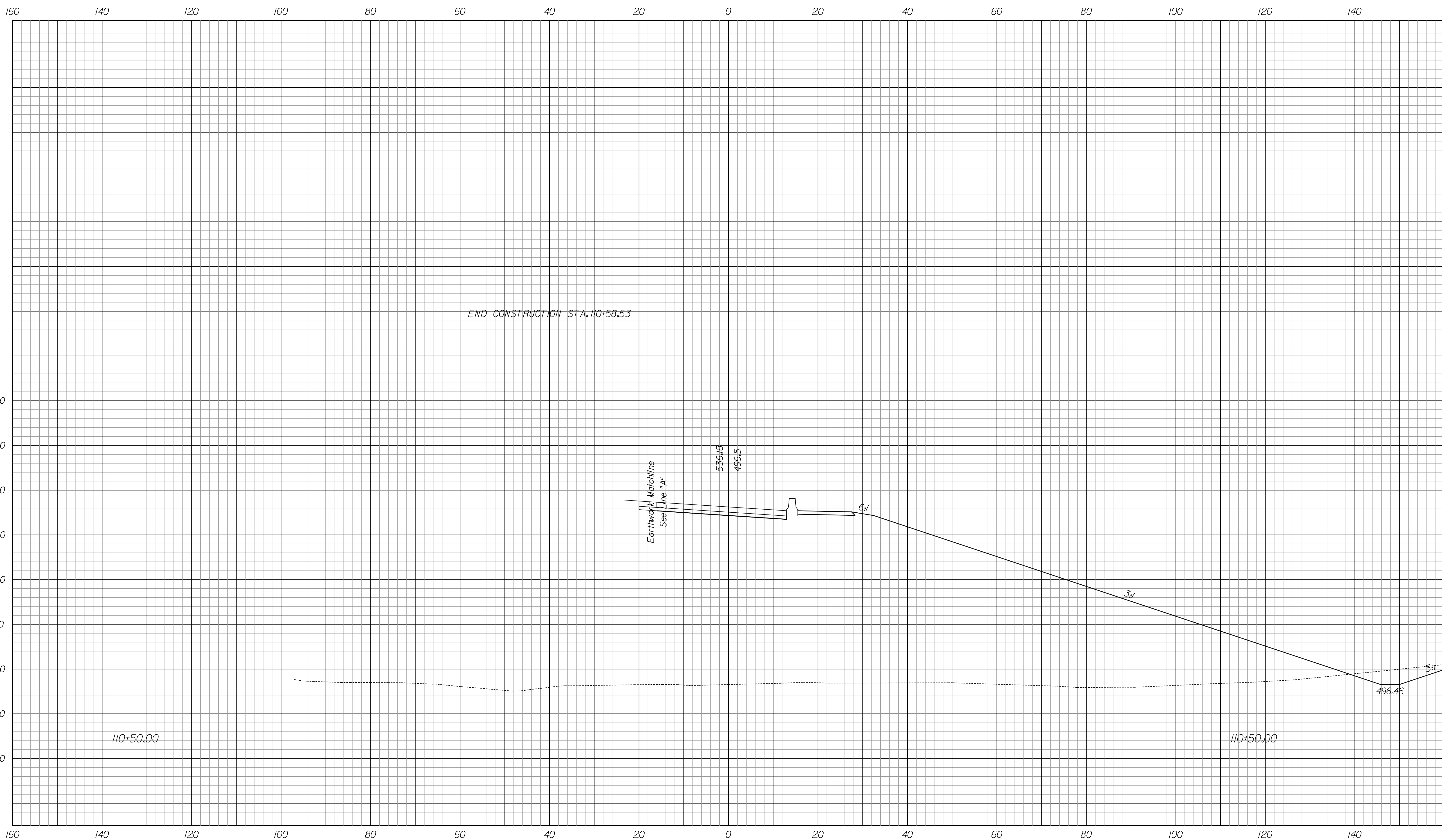


12/27/2011 3:55:10 PM  
 P:\V2005\UTTAU\_Drawings\me0887\XsSer.dgn

RECOMMENDED FOR APPROVAL _____		DESIGN ENGINEER _____	DATE _____
DESIGNED: JSB	DRAWN: MRS		
CHECKED: WSL	CHECKED: JSB		

INDIANA  
 DEPARTMENT OF TRANSPORTATION  
 CROSS SECTIONS  
 RAMP "SER"  
 STA. 109+50.00 TO 110+00.00

HORIZONTAL SCALE 1" = 10'	BRIDGE FILE 265-10-9604	
VERTICAL SCALE 1" = 10'	DESIGNATION 0810242	
SURVEY BOOK	DWG. NO. XS-9	SHEET NO. 9 of 10
CONTRACT	PROJECT 0810242	



END CONSTRUCTION STA. 110+58.53


Earthwork Matchline  
See Line "A"

536.18  
496.5

6%

3%

3%



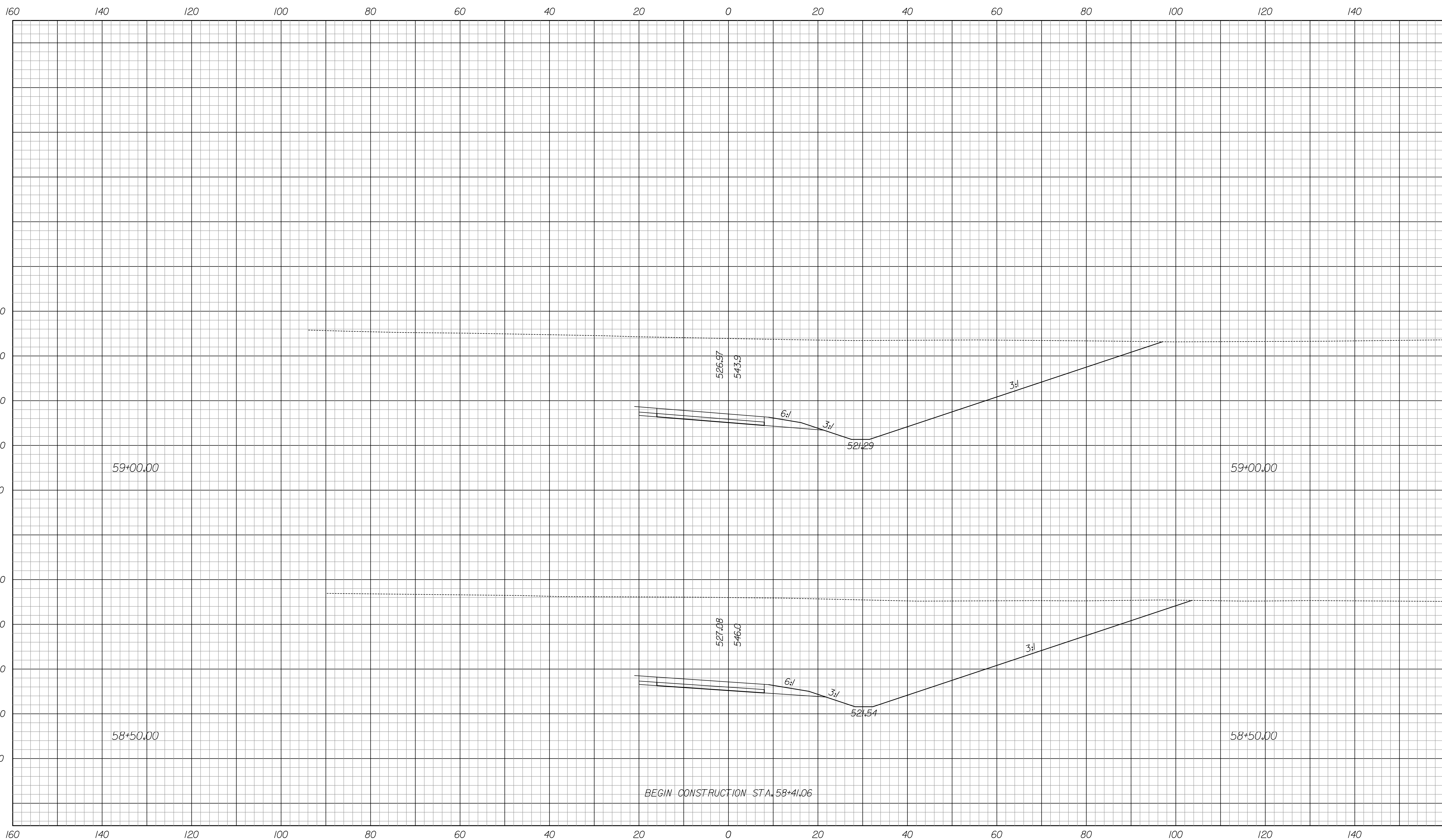
RECOMMENDED FOR APPROVAL _____		DESIGN ENGINEER _____		DATE _____	
DESIGNED:	JSB	DRAWN:	MRS		
CHECKED:	WSL	CHECKED:	JSB		

INDIANA  
DEPARTMENT OF TRANSPORTATION

CROSS SECTIONS  
RAMP "SER"  
STA. 110+50.00 TO 110+50.00

HORIZONTAL SCALE 1" = 10'	BRIDGE FILE 265-10-9604	
VERTICAL SCALE 1" = 10'	DESIGNATION 0810242	
SURVEY BOOK	DWG. NO. XS-10	SHEET NO. 10 of 10
CONTRACT	PROJECT 0810242	

12/27/2011 3:55:12 PM  
 F:\V2005\UTTAU\Drawings\0810242\XS-SER.dgn

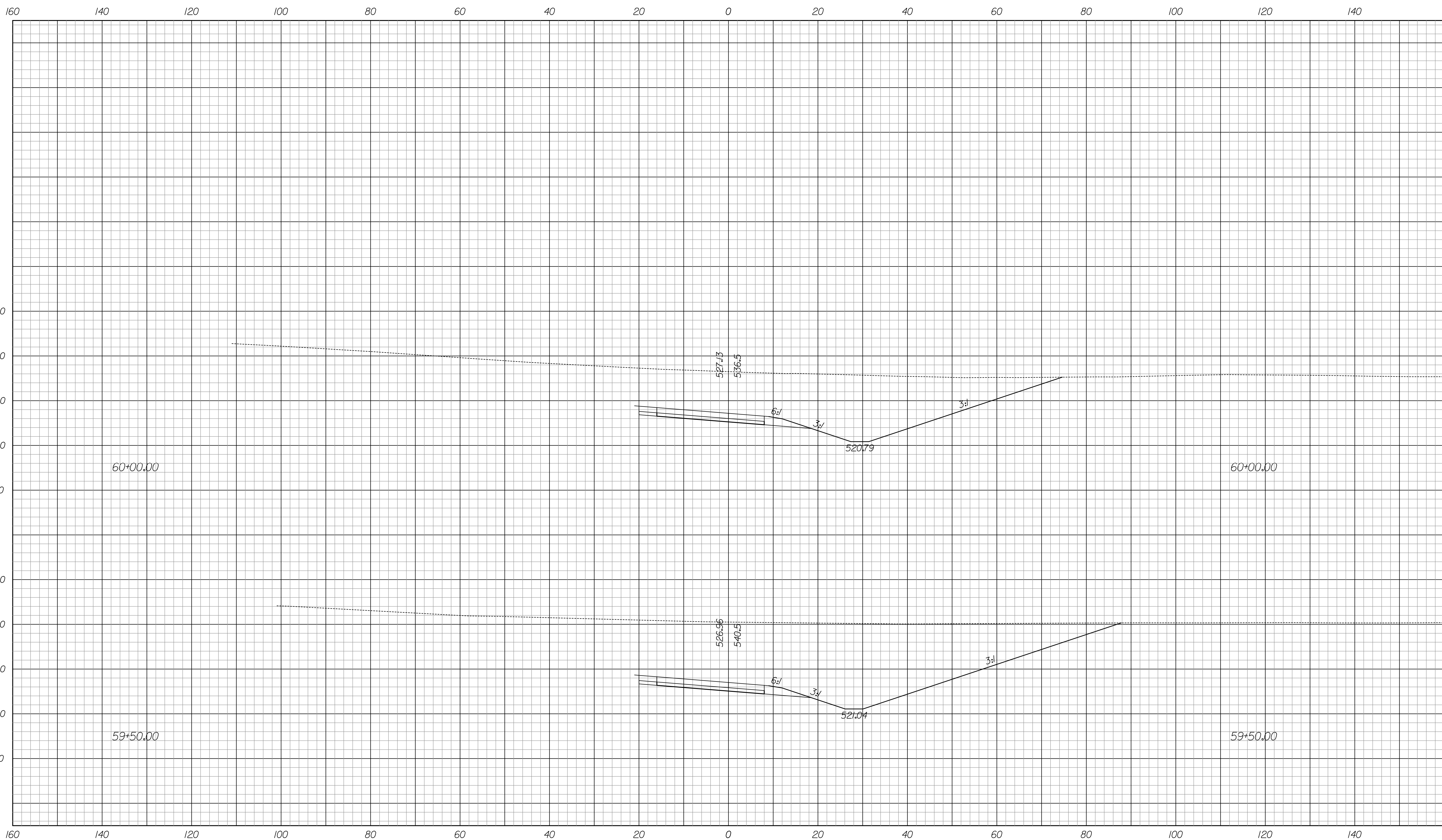


12/27/2011 3:59:15 PM  
 P:\V2005\UT7\A01\Drawings\m08817\Xs\SWR.dgn

RECOMMENDED FOR APPROVAL _____		DESIGN ENGINEER _____ DATE _____	
DESIGNED: JSB	DRAWN: MRS		
CHECKED: WSL	CHECKED: JSB		

INDIANA  
 DEPARTMENT OF TRANSPORTATION  
 CROSS SECTIONS  
 RAMP "SWR"  
 STA. 58+50.00 TO 59+00.00

HORIZONTAL SCALE 1" = 10'	BRIDGE FILE 265-10-9604	
VERTICAL SCALE 1" = 10'	DESIGNATION 0810242	
SURVEY BOOK	DWG. NO. XS-1	SHEET NO. 1 of 15
CONTRACT	PROJECT 0810242	



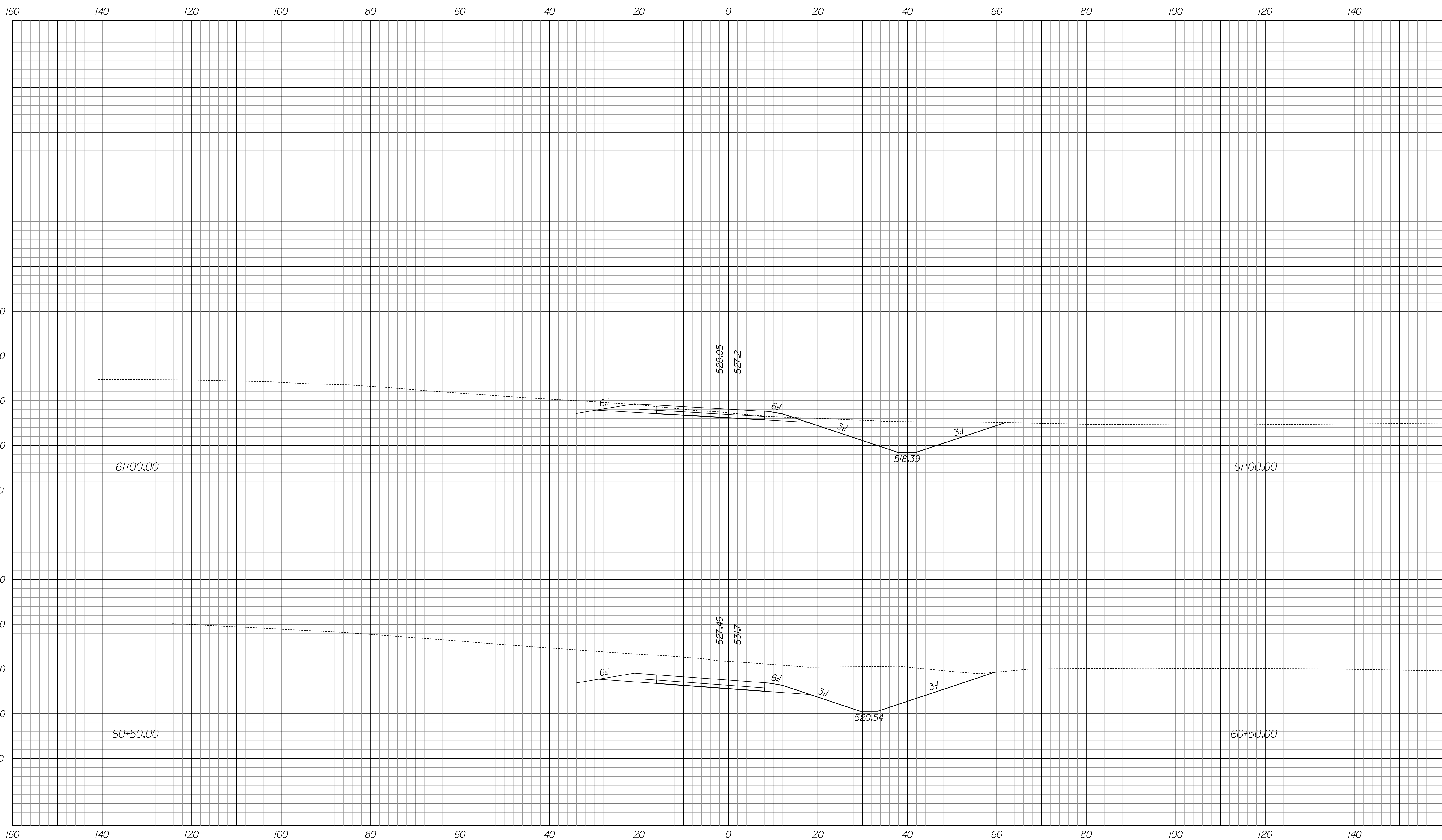
12/27/2011 3:55:07 PM  
 F:\V2005\UTTAU\_Drawings\me08817\Drawings\SWR.dgn

RECOMMENDED FOR APPROVAL _____		DESIGN ENGINEER _____		DATE _____	
DESIGNED: JSB	DRAWN: MRS				
CHECKED: WSL	CHECKED: JSB				

INDIANA  
 DEPARTMENT OF TRANSPORTATION  
 CROSS SECTIONS  
 RAMP "SWR"  
 STA. 59+50.00 TO 60+00.00

HORIZONTAL SCALE 1" = 10'	BRIDGE FILE 265-10-9604	
VERTICAL SCALE 1" = 10'	DESIGNATION OB10242	
SURVEY BOOK	DWG. NO. XS-2	SHEET NO. 2 of 15
CONTRACT	PROJECT OB10242	



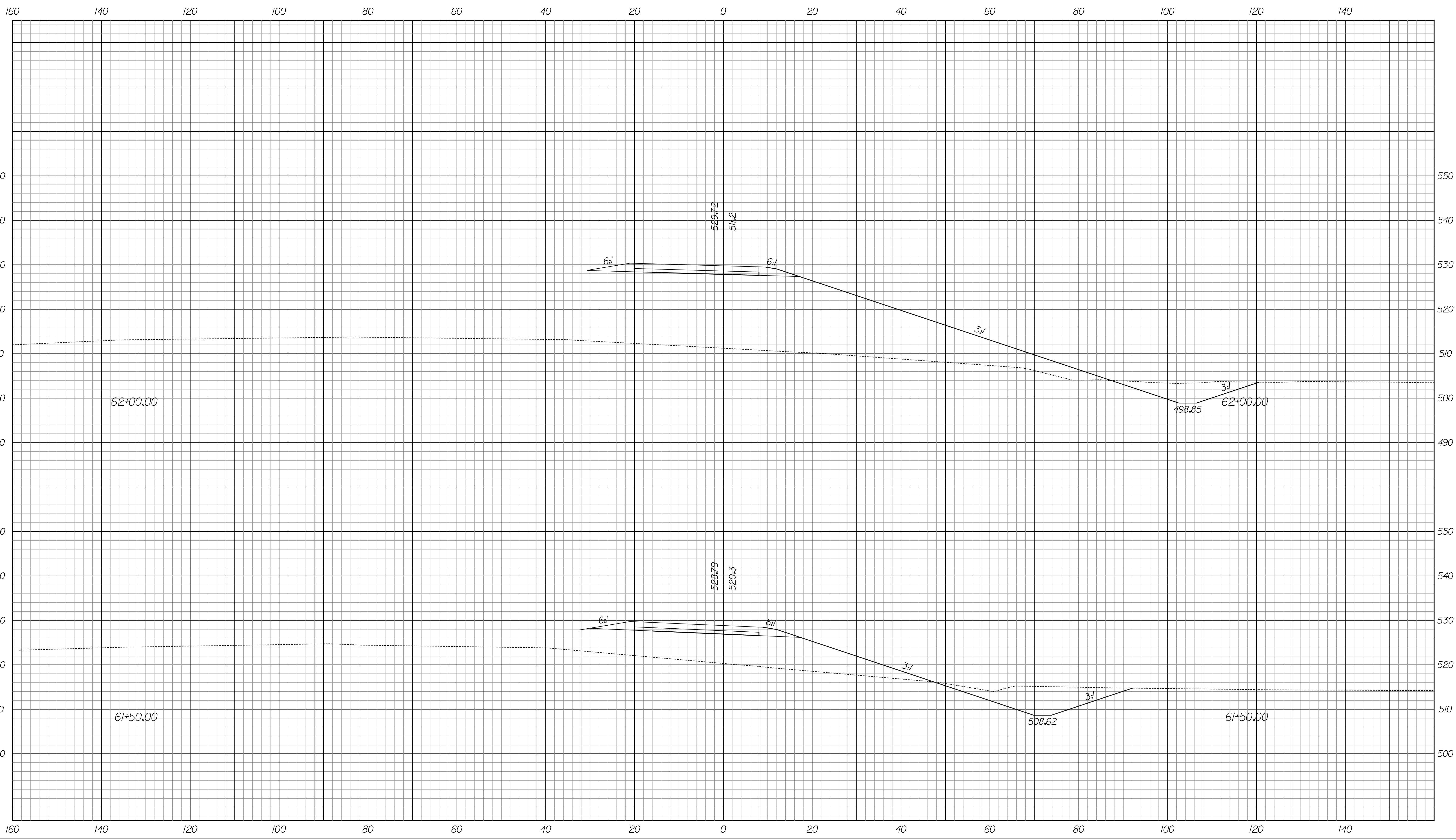


12/27/2011 3:55:19 PM  
 P:\V2005\UT7\AUG\Drawings\mcb\BRI\Xs\SWR.dgn

RECOMMENDED FOR APPROVAL _____		DESIGN ENGINEER _____		DATE _____	
DESIGNED: JSB	DRAWN: MRS				
CHECKED: WSL	CHECKED: JSB				

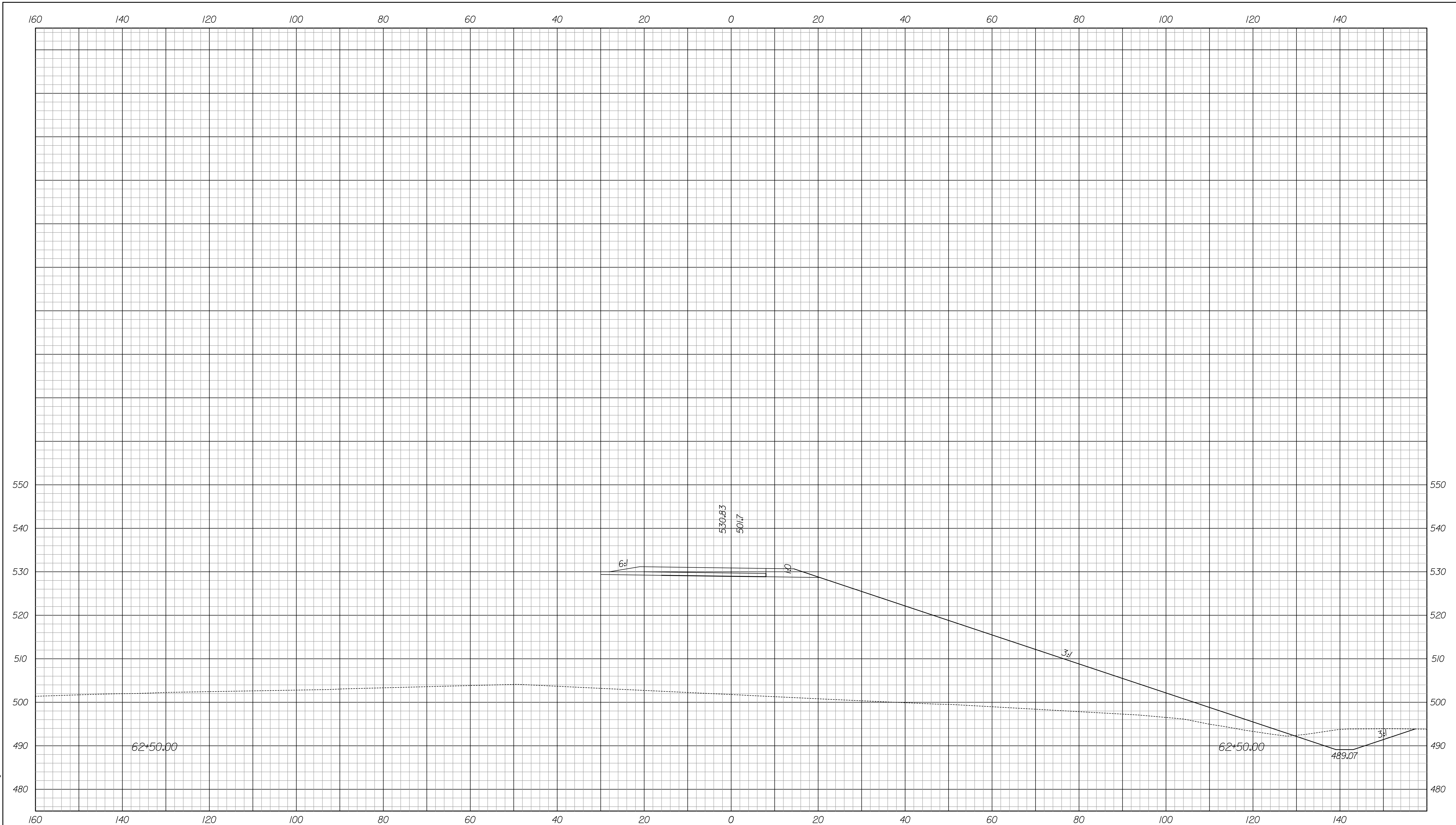
INDIANA  
 DEPARTMENT OF TRANSPORTATION  
 CROSS SECTIONS  
 RAMP "SWR"  
 STA. 60+50.00 TO 61+00.00

HORIZONTAL SCALE 1" = 10'		BRIDGE FILE 265-10-9604	
VERTICAL SCALE 1" = 10'		DESIGNATION 0810242	
SURVEY BOOK	DWG. NO. XS-3	SHEET NO. 3 of 15	
CONTRACT	PROJECT 0810242		



12/27/2011 3:59:20 PM  
 P:\W2005\UTTAU\Drawings\m0887\Xs\SWR.dgn

	RECOMMENDED FOR APPROVAL _____ DESIGN ENGINEER DATE	<b>INDIANA</b> <b>DEPARTMENT OF TRANSPORTATION</b>	HORIZONTAL SCALE 1" = 10' VERTICAL SCALE 1" = 10'	BRIDGE FILE 265-10-9604 DESIGNATION 0810242
DESIGNED: JSB	DRAWN: MRS	<b>CROSS SECTIONS</b> <b>RAMP "SWR"</b> <b>STA. 61+50.00 TO 62+00.00</b>	SURVEY BOOK CONTRACT	DWG. NO. XS-4 SHEET NO. 4 of 15 PROJECT 0810242
CHECKED: WSL	CHECKED: JSB			

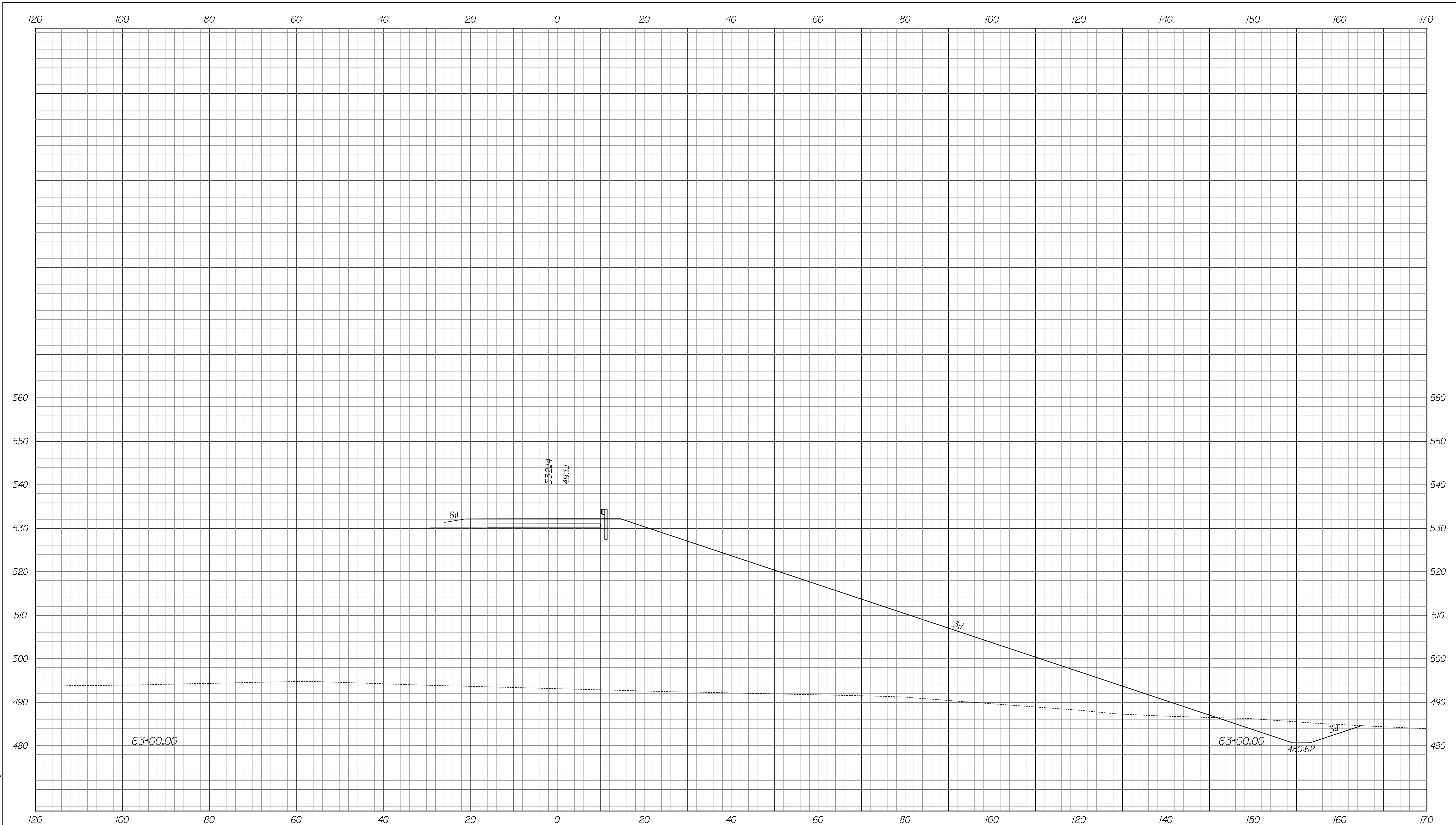


12/27/2011 3:59:22 PM  
 P:\W2005\UTTAU\Drawings\me08817\XS-SWR.dgn

RECOMMENDED FOR APPROVAL _____		DESIGN ENGINEER _____		DATE _____	
DESIGNED:	JSB	DRAWN:	MRS		
CHECKED:	WSL	CHECKED:	JSB		

INDIANA  
 DEPARTMENT OF TRANSPORTATION  
 CROSS SECTIONS  
 RAMP "SWR"  
 STA. 62+50.00 TO 62+50.00

HORIZONTAL SCALE 1" = 10'	BRIDGE FILE 265-10-9604	
VERTICAL SCALE 1" = 10'	DESIGNATION 0810242	
SURVEY BOOK	DWG. NO. XS-5	SHEET NO. 5 of 15
CONTRACT	PROJECT 0810242	

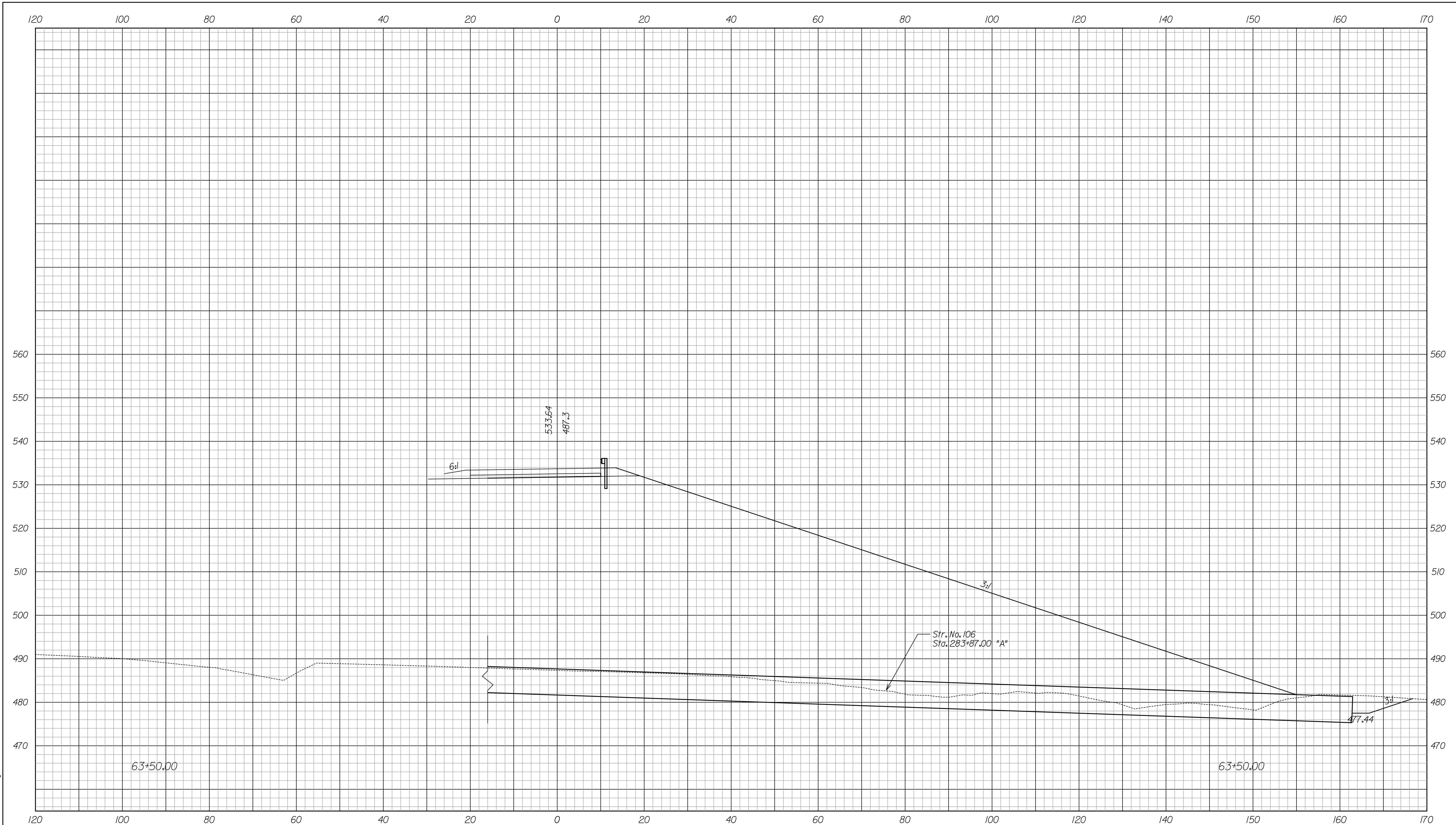


12/27/2011 3:59:23 PM  
 P:\V2005\UT7\AUG\Drawings\mcb\8817\JS\SWR.dgn

RECOMMENDED FOR APPROVAL _____		DESIGN ENGINEER _____		DATE _____	
DESIGNED:	JSB	DRAWN:	MRS		
CHECKED:	WSL	CHECKED:	JSB		

INDIANA  
 DEPARTMENT OF TRANSPORTATION  
 CROSS SECTIONS  
 RAMP "SWR"  
 STA. 63+00.00 TO 63+00.00

HORIZONTAL SCALE 1" = 10'		BRIDGE FILE 265-10-9604	
VERTICAL SCALE 1" = 10'		DESIGNATION 0810242	
SURVEY BOOK	DWG. NO. XS-6	SHEET NO. 6 of 15	
CONTRACT	PROJECT 0810242		

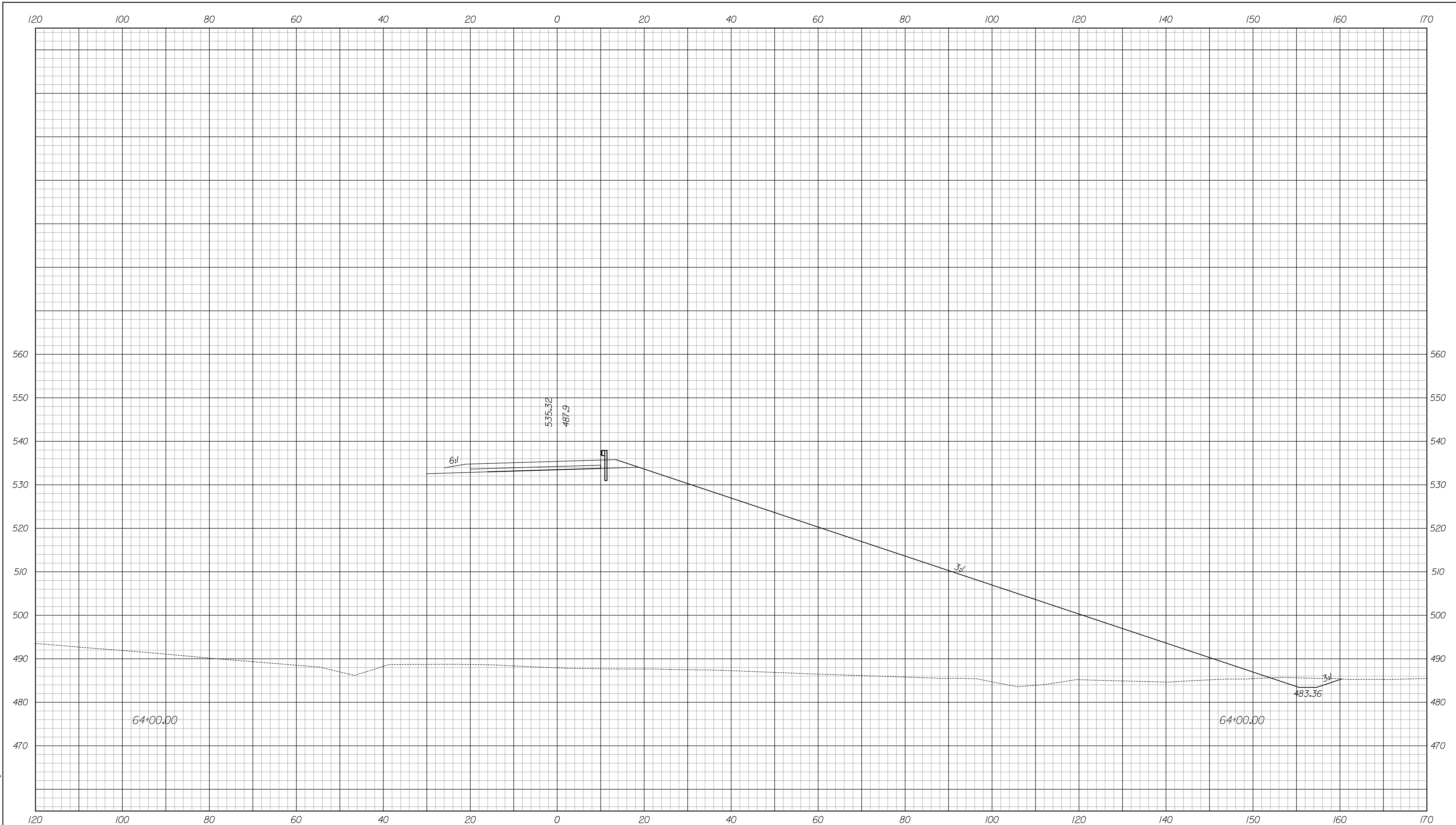


12/27/2011 3:59:25 PM  
 P:\2005\UTTA\Drawings\m0887\Xs\SWR.dgn

RECOMMENDED FOR APPROVAL _____		DESIGN ENGINEER _____		DATE _____	
DESIGNED: JSB	DRAWN: MRS				
CHECKED: WSL	CHECKED: JSB				

INDIANA  
 DEPARTMENT OF TRANSPORTATION  
 CROSS SECTIONS  
 RAMP "SWR"  
 STA. 63+50.00 TO 63+50.00

HORIZONTAL SCALE 1" = 10'	BRIDGE FILE 265-10-9604	
VERTICAL SCALE 1" = 10'	DESIGNATION 0810242	
SURVEY BOOK	DWG. NO. XS-7	SHEET NO. 7 of 15
CONTRACT	PROJECT 0810242	

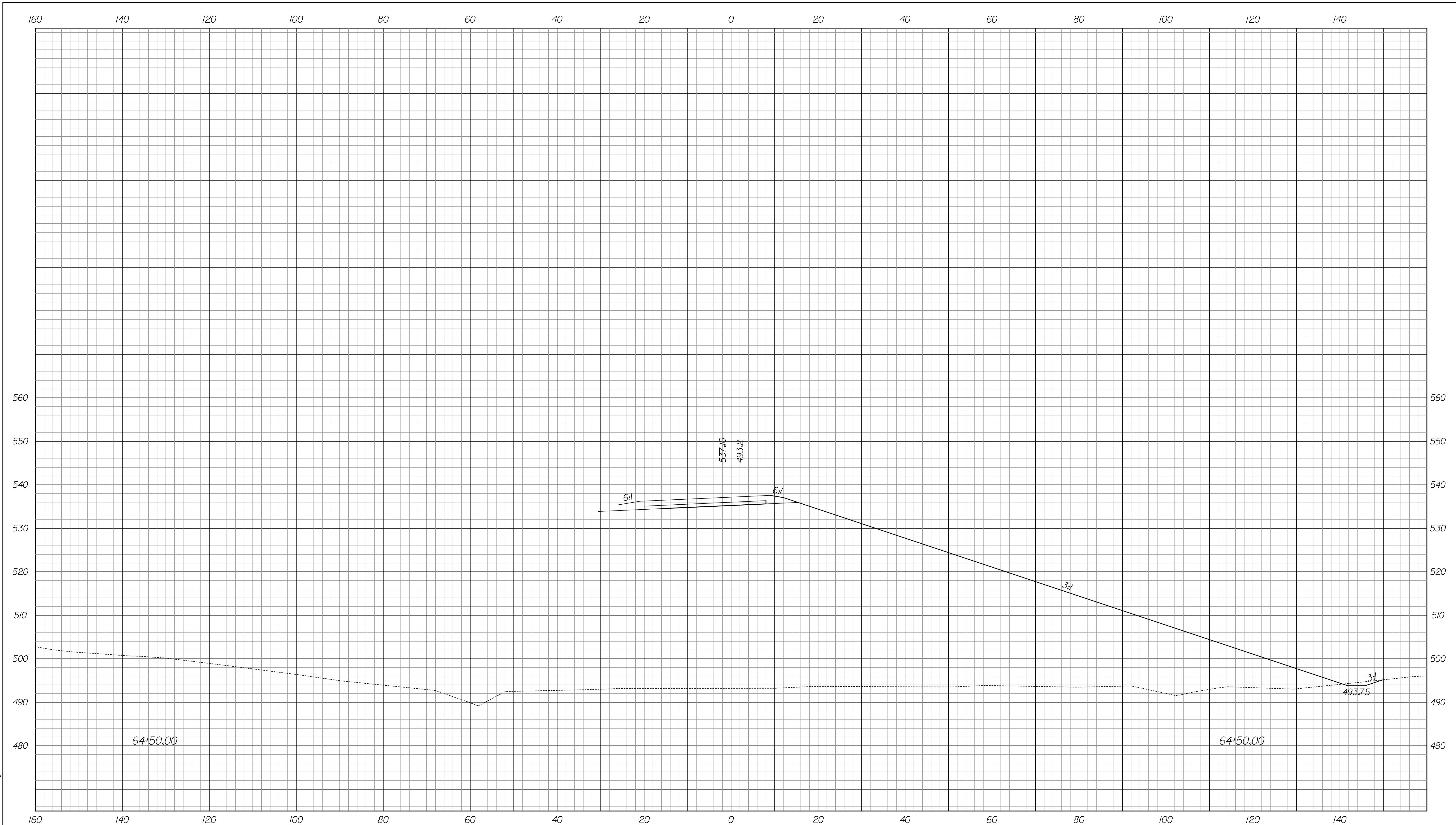


12/27/2011 3:59:26 PM  
 P:\V2005\UT7\AUG\Drawings\me08817\Xs\SWR.dgn

RECOMMENDED FOR APPROVAL _____		DESIGN ENGINEER _____		DATE _____	
DESIGNED:	JSB	DRAWN:	MRS		
CHECKED:	WSL	CHECKED:	JSB		

INDIANA  
 DEPARTMENT OF TRANSPORTATION  
 CROSS SECTIONS  
 RAMP "SWR"  
 STA. 64+00.00 TO 64+00.00

HORIZONTAL SCALE 1" = 10'	BRIDGE FILE 265-10-9604	
VERTICAL SCALE 1" = 10'	DESIGNATION 0810242	
SURVEY BOOK	DWG. NO. XS-8	SHEET NO. 8 of 15
CONTRACT	PROJECT 0810242	

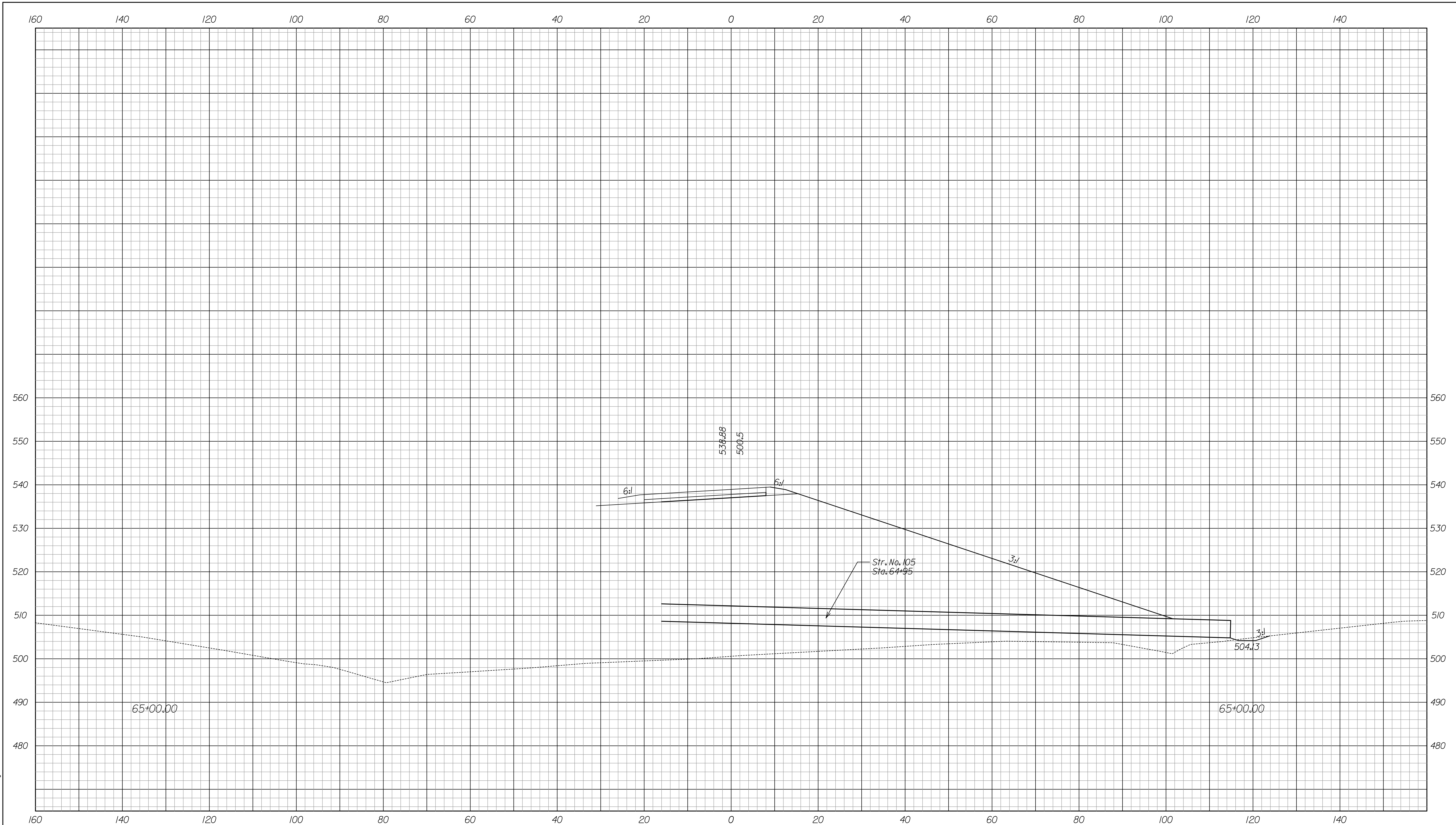


12/27/2011 3:59:28 PM  
 P:\W2005\UTTAU\Drawings\mcb887\3x5SWR.dgn

RECOMMENDED FOR APPROVAL _____		DESIGN ENGINEER _____ DATE _____	
DESIGNED: JSB	DRAWN: MRS		
CHECKED: WSL	CHECKED: JSB		

**INDIANA**  
**DEPARTMENT OF TRANSPORTATION**  
  
**CROSS SECTIONS**  
**RAMP "SWR"**  
**STA. 64+50.00 TO 64+50.00**

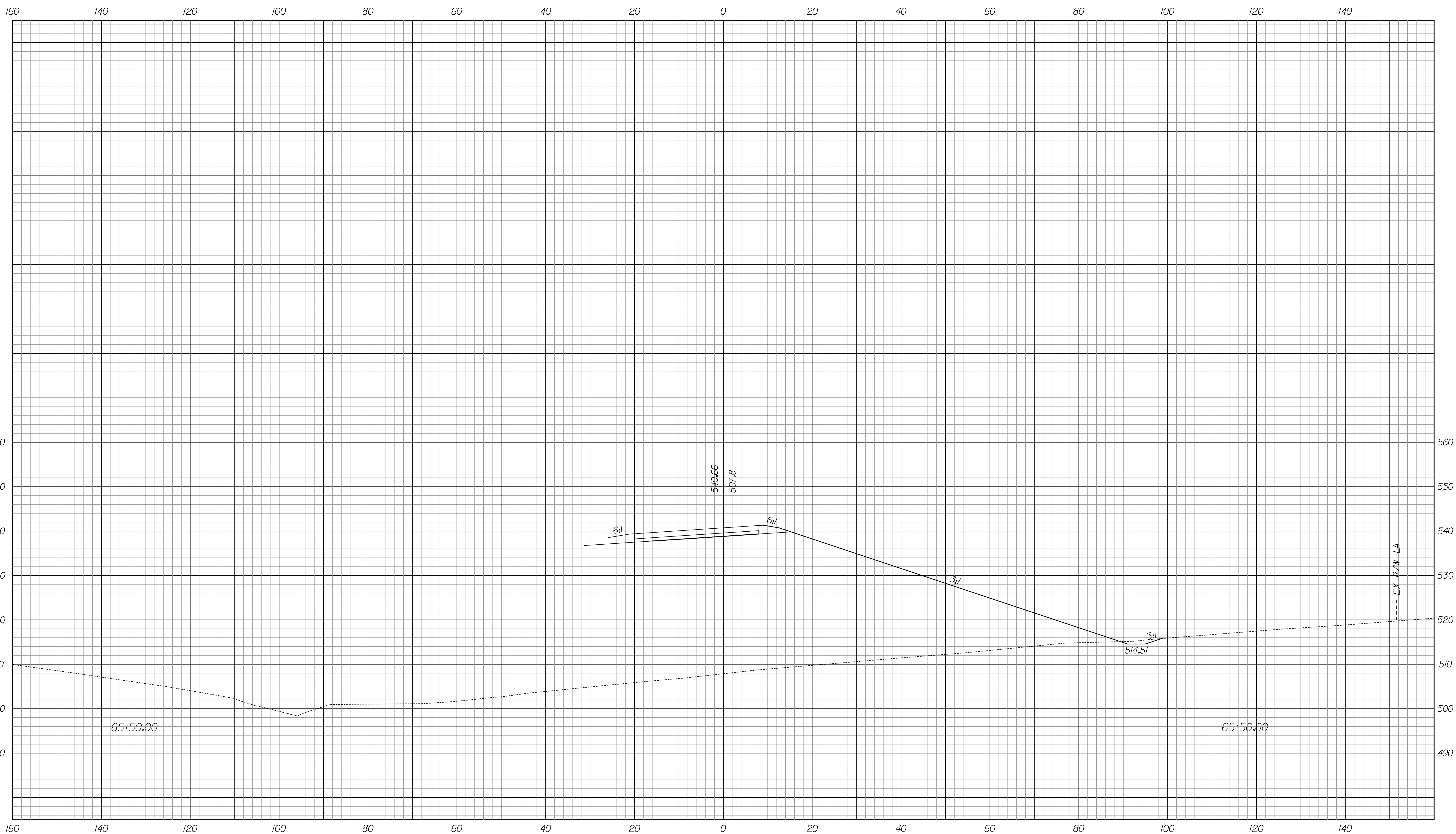
HORIZONTAL SCALE 1" = 10'	BRIDGE FILE 265-10-9604	
VERTICAL SCALE 1" = 10'	DESIGNATION 0810242	
SURVEY BOOK	DWG. NO. XS-9	SHEET NO. 9 of 15
CONTRACT	PROJECT 0810242	



12/27/2011 3:59:23 PM  
 P:\V2005\UTTAU\_Drawings\mgs08817\Xs\SWR.dgn

	RECOMMENDED FOR APPROVAL _____ DESIGN ENGINEER DATE	<b>INDIANA</b> <b>DEPARTMENT OF TRANSPORTATION</b>	HORIZONTAL SCALE 1" = 10'	BRIDGE FILE 265-10-9604
	DESIGNED: JSB      DRAWN: MRS CHECKED: WSL      CHECKED: JSB	<b>CROSS SECTIONS</b> <b>RAMP "SWR"</b> <b>STA. 65+00.00 TO 65+00.00</b>	VERTICAL SCALE 1" = 10'	DESIGNATION 0810242
			SURVEY BOOK	DWG. NO. XS-10
			CONTRACT	SHEET NO. 10 of 15
				PROJECT 0810242



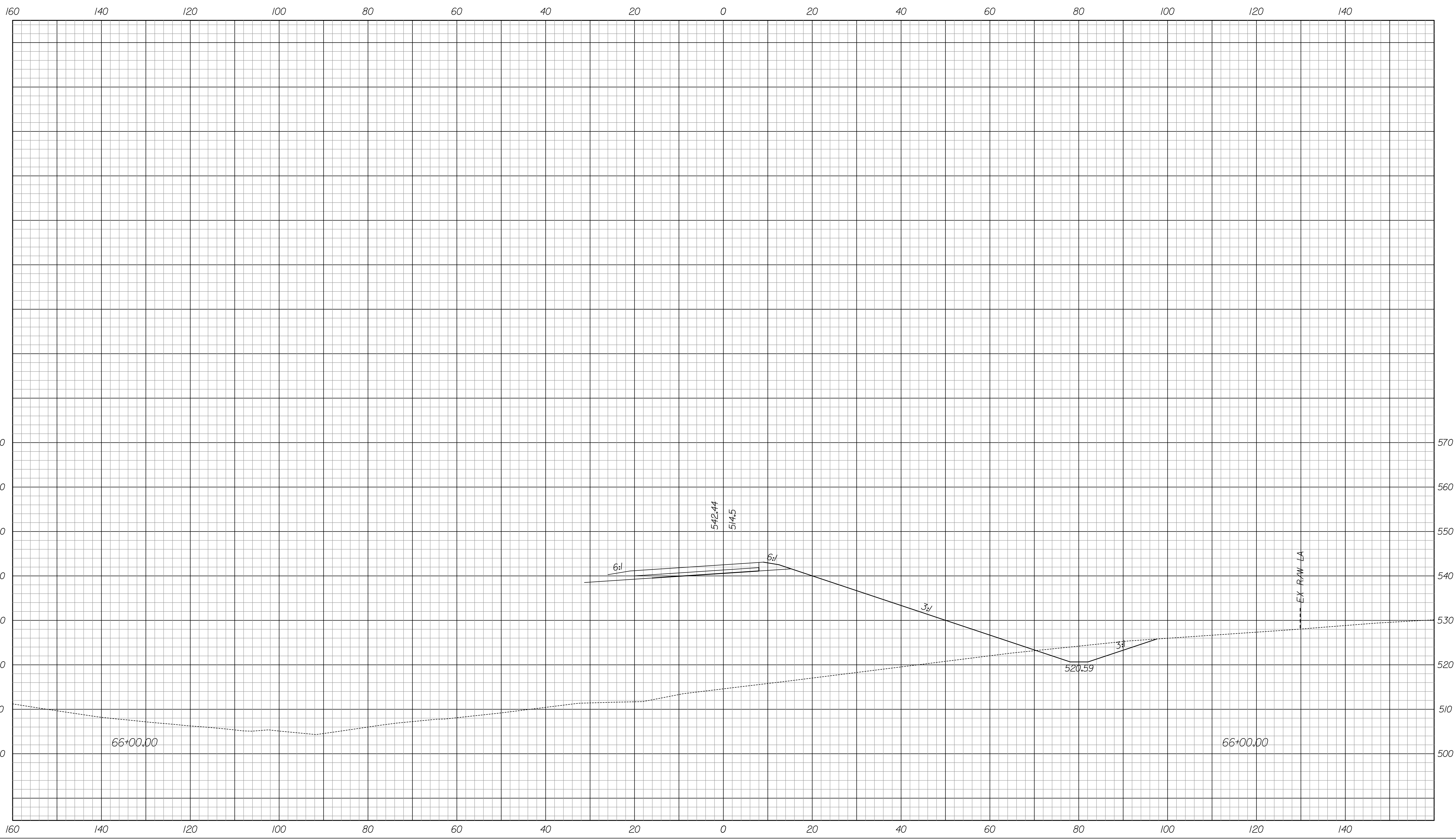


12/27/2011 3:58:31 PM  
 P:\W2005\UTTAU\_Drawings\mcb887\DrawSWR.dgn

RECOMMENDED FOR APPROVAL _____		DESIGN ENGINEER _____		DATE _____	
DESIGNED:	JSB	DRAWN:	MRS		
CHECKED:	WSL	CHECKED:	JSB		

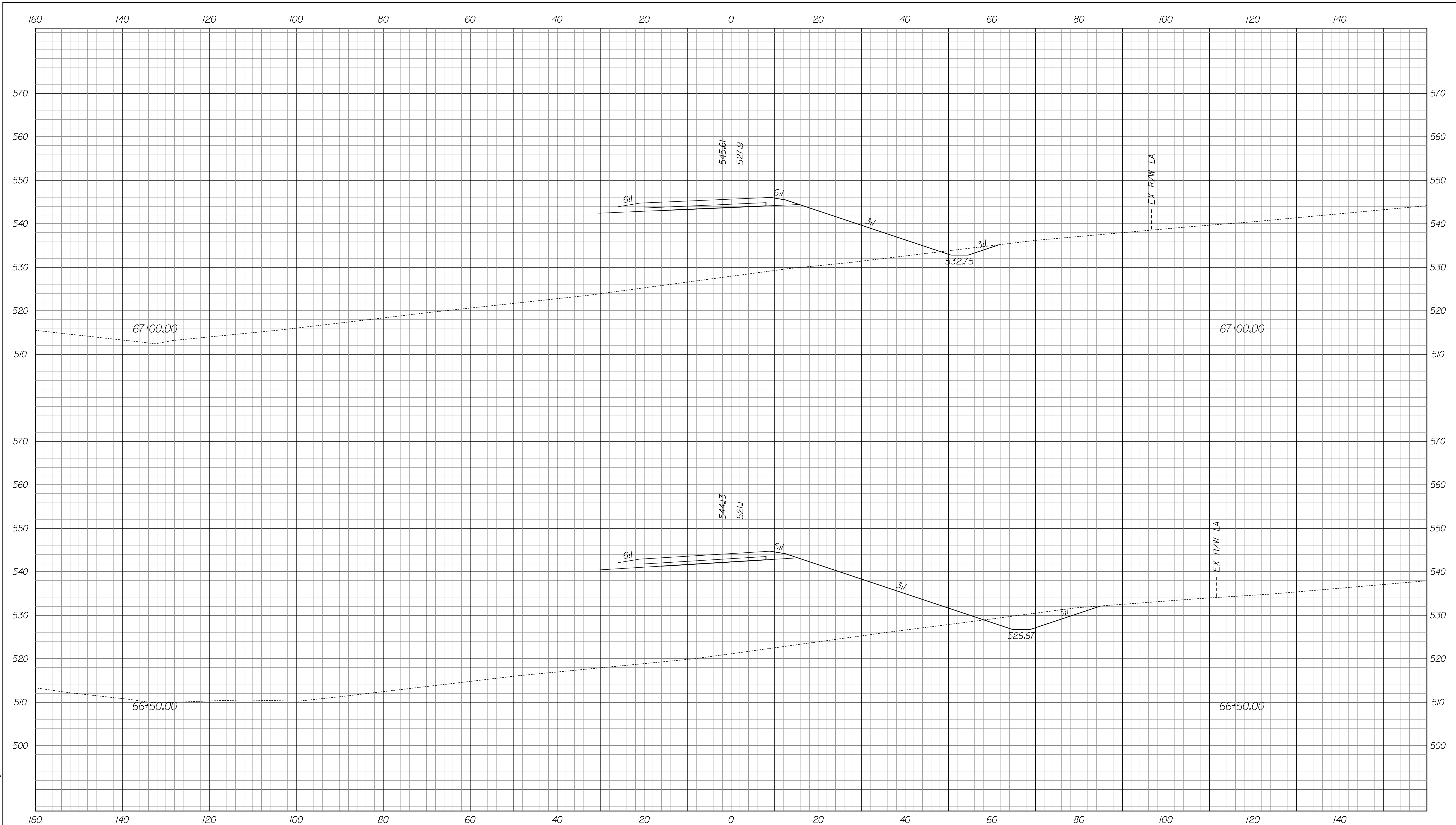
**INDIANA**  
**DEPARTMENT OF TRANSPORTATION**  
  
**CROSS SECTIONS**  
**RAMP "SWR"**  
**STA. 65+50.00 TO 65+50.00**

HORIZONTAL SCALE	BRIDGE FILE	
1" = 10'	265-10-9604	
VERTICAL SCALE	DESIGNATION	
1" = 10'	0810242	
SURVEY BOOK	DWG. NO.	SHEET NO.
	XS-11	11 of 15
CONTRACT	PROJECT	
	0810242	



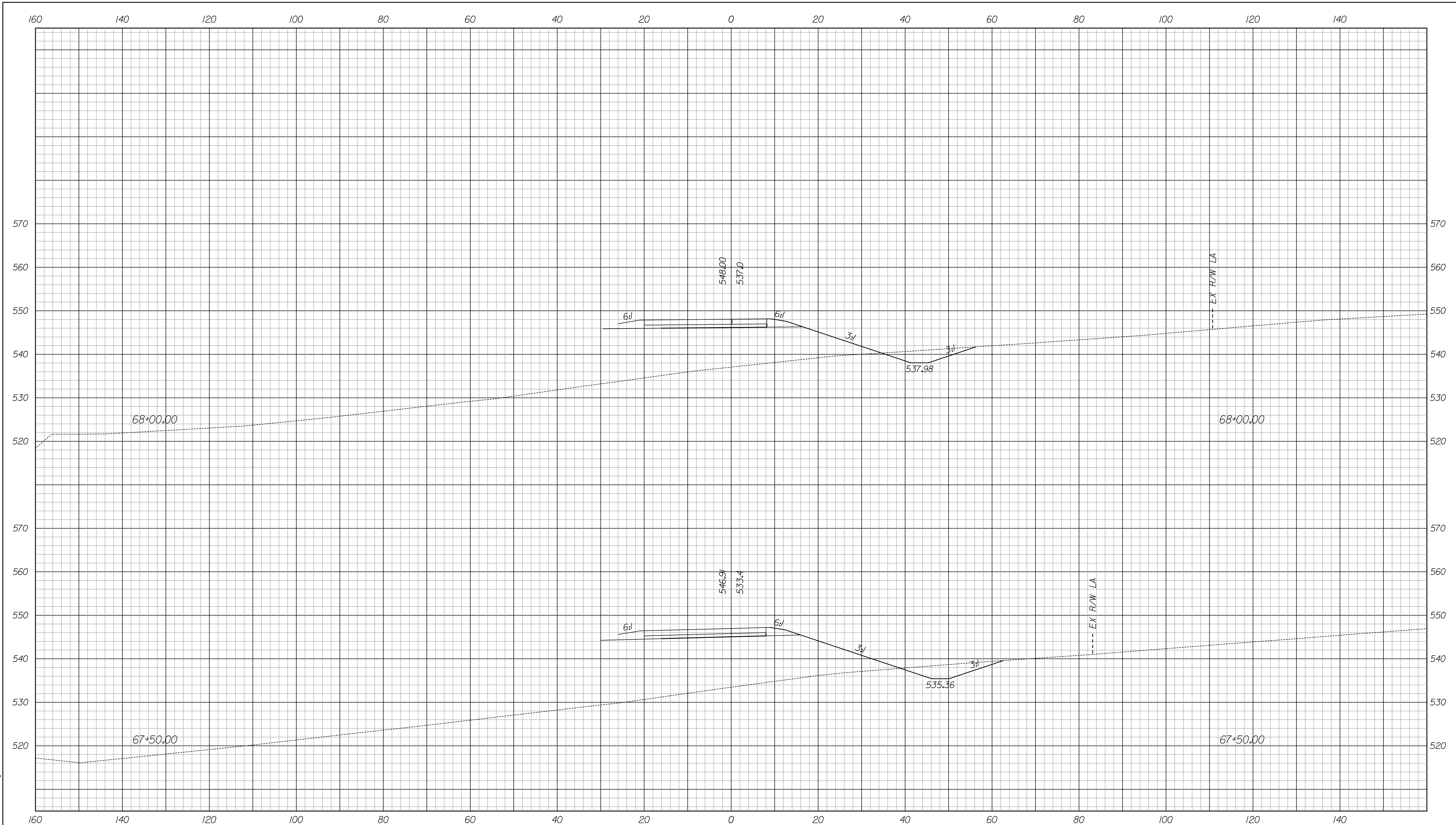
12/27/2011 3:59:32 PM  
 P:\W2005\UTTAU\Drawings\m08B17\Drawings.dgn

	RECOMMENDED FOR APPROVAL _____ DESIGN ENGINEER DATE	<b>INDIANA</b> <b>DEPARTMENT OF TRANSPORTATION</b>	HORIZONTAL SCALE 1" = 10'	BRIDGE FILE 265-10-9604
	DESIGNED: JSB      DRAWN: MRS	<b>CROSS SECTIONS</b> <b>RAMP "SWR"</b> <b>STA. 66+00.00 TO 66+00.00</b>	VERTICAL SCALE 1" = 10'	DESIGNATION 0810242
	CHECKED: WSL      CHECKED: JSB		SURVEY BOOK	DWG. NO. XS-12 SHEET NO. 12 of 15
			CONTRACT	PROJECT 0810242



12/27/2011 3:59:34 PM  
 P:\V2005\UT7\A.D\Drawings\cme0887\cxs\SWR.dgn

	RECOMMENDED FOR APPROVAL _____ DESIGN ENGINEER DATE	<b>INDIANA</b> <b>DEPARTMENT OF TRANSPORTATION</b>	HORIZONTAL SCALE 1" = 10'	BRIDGE FILE 265-10-9604
	DESIGNED: JSB      DRAWN: MRS	<b>CROSS SECTIONS</b> <b>RAMP "SWR"</b> <b>STA. 66+50.00 TO 67+00.00</b>	VERTICAL SCALE 1" = 10'	DESIGNATION 0810242
	CHECKED: WSL      CHECKED: JSB		SURVEY BOOK	DWG. NO. XS-13
			CONTRACT	SHEET NO. 13 of 15
				PROJECT 0810242

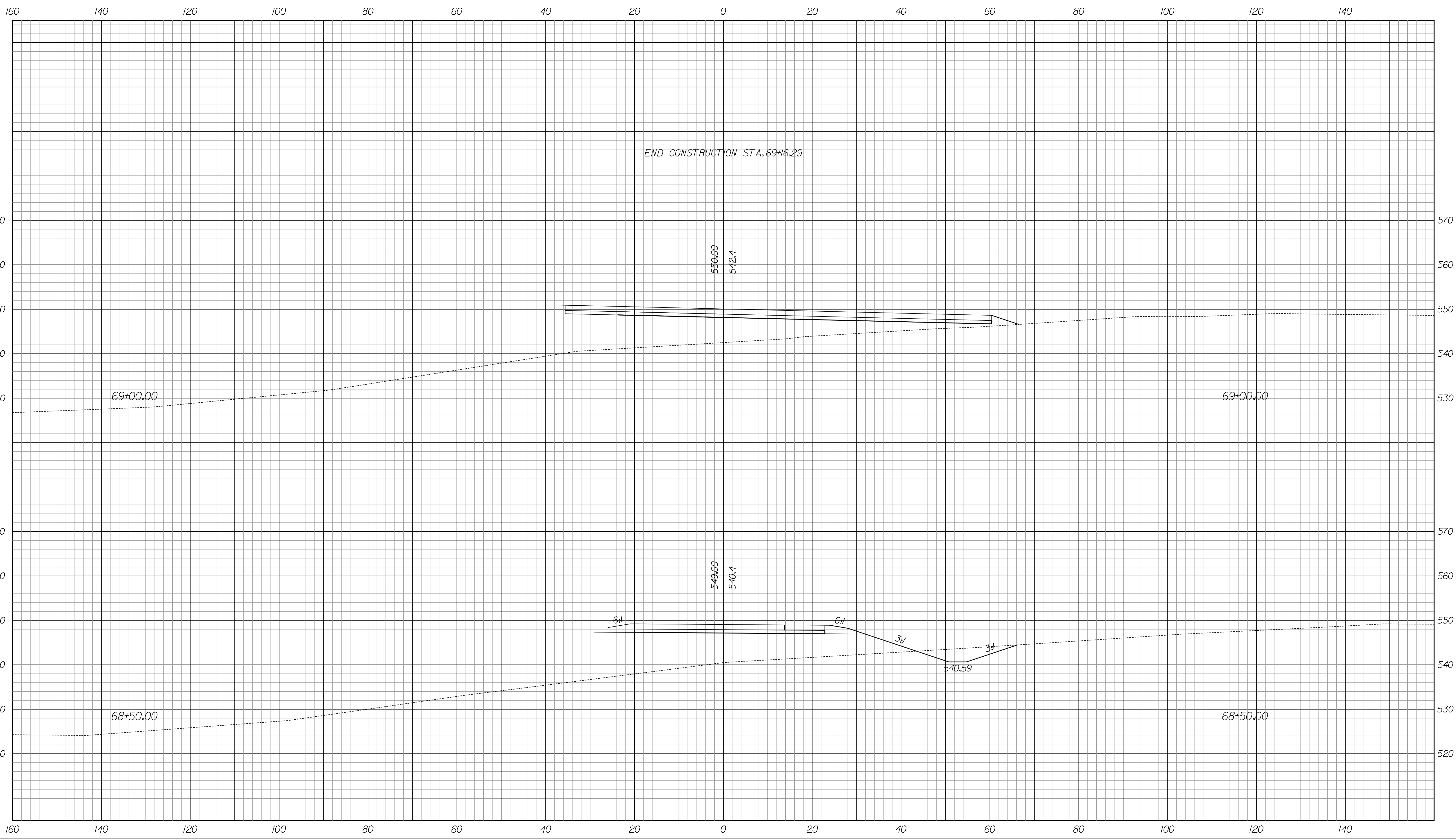


12/27/2011 3:59:35 PM  
 P:\W2005\UTTAU\Drawings\me08817\XsSWR.dgn

RECOMMENDED FOR APPROVAL _____		DESIGN ENGINEER _____		DATE _____	
DESIGNED: JSB	DRAWN: MRS				
CHECKED: WSL	CHECKED: JSB				

INDIANA  
 DEPARTMENT OF TRANSPORTATION  
 CROSS SECTIONS  
 RAMP "SWR"  
 STA. 67+50.00 TO 68+00.00

HORIZONTAL SCALE 1" = 10'	BRIDGE FILE 265-10-9604	
VERTICAL SCALE 1" = 10'	DESIGNATION OB10242	
SURVEY BOOK	DWG. NO. XS-14	SHEET NO. 14 of 15
CONTRACT	PROJECT OB10242	



12/27/2011 3:59:37 PM  
 P:\W2005\UTTAU\_Drawings\mcb887\Xs\SWR.dgn

RECOMMENDED FOR APPROVAL _____		DESIGN ENGINEER _____		DATE _____	
DESIGNED:	JSB	DRAWN:	MRS		
CHECKED:	WSL	CHECKED:	JSB		

INDIANA  
 DEPARTMENT OF TRANSPORTATION  
 CROSS SECTIONS  
 RAMP "SWR"  
 STA. 68+50.00 TO 69+00.00

HORIZONTAL SCALE 1" = 10'		BRIDGE FILE 265-10-9604	
VERTICAL SCALE 1" = 10'		DESIGNATION 0810242	
SURVEY BOOK	DWG. NO. XS-15	SHEET NO. 15 of 15	
CONTRACT	PROJECT 0810242		