



National Association of Insurance Commissioners

Annual Statement Blank

For the year 2017

Not for Distribution

Protected Cell



Not for Distribution



Official NAIC Annual Statement Blank

Protected Cell

For the 2017 reporting year

Not for Distribution



The NAIC is the authoritative source for insurance industry information. Our expert solutions support the efforts of regulators, insurers and researchers by providing detailed and comprehensive insurance information. The NAIC offers a wide range of publications in the following categories:

Accounting & Reporting

Information about statutory accounting principles and the procedures necessary for filing financial annual statements and conducting risk-based capital calculations.

Consumer Information

Important answers to common questions about auto, home, health and life insurance — as well as buyer's guides on annuities, long-term care insurance and Medicare supplement plans.

Financial Regulation

Useful handbooks, compliance guides and reports on financial analysis, company licensing, state audit requirements and receiverships.

Legal

Comprehensive collection of NAIC model laws, regulations and guidelines; state laws on insurance topics; and other regulatory guidance on antifraud and consumer privacy.

Market Regulation

Regulatory and industry guidance on market related issues, including antifraud, product filing requirements, producer licensing and market analysis.

NAIC Activities

NAIC member directories, in-depth reporting of state regulatory activities and official historical records of NAIC national meetings and other activities.

Special Studies

Studies, reports, handbooks and regulatory research conducted by NAIC members on a variety of insurance related topics.

Statistical Reports

Valuable and in-demand insurance industry-wide statistical data for various lines of business, including auto, home, health and life insurance.

Supplementary Products

Guidance manuals, handbooks, surveys and research on a wide variety of issues.

Capital Markets & Investment Analysis

Information regarding portfolio values and procedures for complying with NAIC reporting requirements.

White Papers

Relevant studies, guidance and NAIC policy positions on a variety of insurance topics.

For more information about NAIC publications, visit us at:
http://www.naic.org/prod_serv_home.htm

© 2001-2017 National Association of Insurance Commissioners. All rights reserved.

ISBN: 978-1-59917-992-6

Printed in the United States of America

No part of this book may be reproduced, stored in a retrieval system, or transmitted in any form or by any means, electronic or mechanical, including photocopying, recording, or any storage or retrieval system, without written permission from the NAIC.

NAIC Executive Office
401 North Capitol Street, NW
Suite 400
Washington, DC 20001
202.471.3990

NAIC Central Office
1100 Walnut Street
Suite 1500
Kansas City, MO 64106
816.842.3600

NAIC Capital Markets
& Investment Analysis Office
One New York Plaza, Suite 4210
New York, NY 10004
212.398.9000

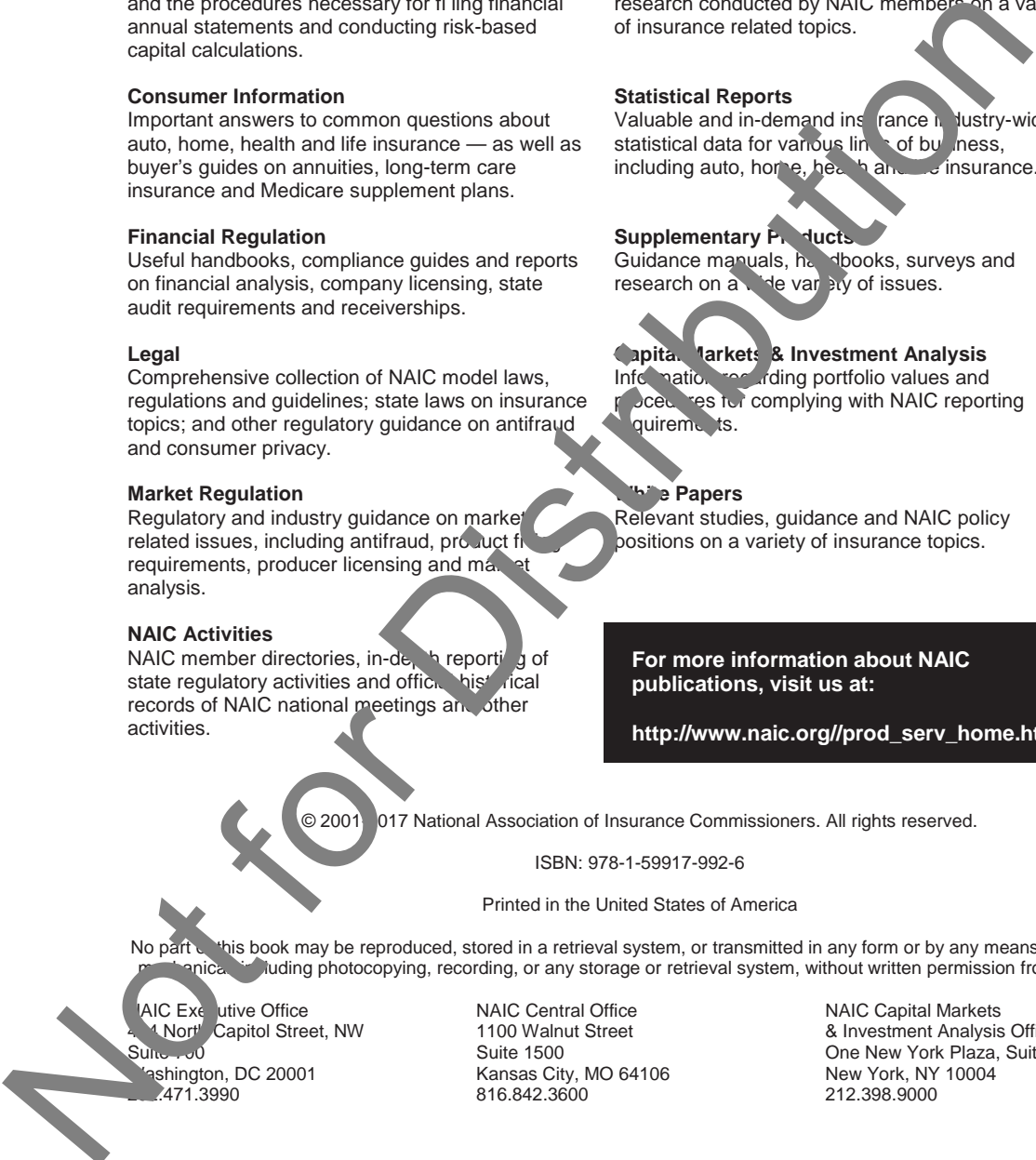


TABLE OF CONTENTS

ANNUAL STATEMENT BLANK

Jurat Page.....	1
Assets.....	2
Liabilities, Surplus and Other Funds.....	3
Summary of Operations.....	4
Cash Flow.....	5
Exhibit of Net Investment Income.....	6
Exhibit of Capital Gains (Losses).....	6
General Interrogatories.....	7
Schedule P – Part 1 – Summary.....	7
Overflow Page For Write-ins.....	9
Schedule A – Verification Between Years.....	SI02
Schedule B – Verification Between Years.....	SI02
Schedule BA – Verification Between Years.....	SI03
Schedule D – Verification Between Years.....	SI03
Schedule D – Summary By Country.....	SI04
Schedule DA – Verification Between Years.....	SI10
Schedule DB – Part A – Verification Between Years.....	SI11
Schedule DB – Part B – Verification Between Years.....	SI11
Schedule DB – Part C – Section 1.....	SI12
Schedule DB – Part C – Section 2.....	SI13
Schedule DB – Verification.....	SI14
Schedule E – Part 2 – Verification Between Years.....	SI15
Schedule A – Part 1.....	E01
Schedule A – Part 2.....	E02
Schedule A – Part 3.....	E03
Schedule B – Part 1.....	E04
Schedule B – Part 2.....	E05
Schedule B – Part 3.....	E06
Schedule BA – Part 1.....	E07
Schedule BA – Part 2.....	E08
Schedule BA – Part 3.....	E09
Schedule D – Part 1.....	E10
Schedule D – Part 2 – Section 1.....	E11
Schedule D – Part 2 – Section 2.....	E12
Schedule D – Part 3.....	E13

ANNUAL STATEMENT BLANK (Continued)

Schedule D – Part 4	E14
Schedule D – Part 5	E15
Schedule DA – Part 1	E17
Schedule DB – Part A – Section 1	E18
Schedule DB – Part A – Section 2	E19
Schedule DB – Part B – Section 1	E20
Schedule DB – Part B – Section 2	E21
Schedule DB – Part D – Section 1	E22
Schedule DB – Part D – Section 2	E23
Schedule DL – Part 1	E24
Schedule DL – Part 2	E25
Schedule E – Part 1 – Cash	E26
Schedule E – Part 2 – Cash Equivalents	E27
Schedule E – Part 3 – Special Deposits	E28

Not for Distribution

ANNUAL STATEMENT

OF THE

PROTECTED CELL

OF THE

of _____

in the state of _____

TO THE

Insurance Department

OF THE

STATE OF

FOR THE YEAR ENDED
DECEMBER 31, 2017

PROPERTY AND CASUALTY, PROTECTED CELL

2017

Not for Distribution

Not for Distribution

This page intentionally left blank.

Affix Bar Code Above

ANNUAL STATEMENT
For the Year Ended December 31, 2017
OF THE CONDITION AND AFFAIRS OF THE

NAIC Group Code, NAIC Company Code, Employer's ID Number, Organized under the Laws of, Country of Domicile, Statutory Home Office, Main Administrative Office, Mail Address, Primary Location of Books and Records, Internet Web Site Address, Statutory Statement Contact.

DIRECTORS OR TRUSTEES

Blank lines for listing directors or trustees.

State of
County of ss

The officers of this reporting entity being duly sworn, each depose and say that they are the described officers of said reporting entity and that on the reporting period stated above, all of the herein described assets were the absolute property of the said reporting entity, free and clear from any liens or claims thereon, except as herein stated.

Signature and Printed Name lines for three individuals.

Subscribed and sworn to before me this day of, 2018. a. Is this original filing? b. If no, State the amendment number, Date filed, Number of pages attached.

ASSETS

	Current Year	Prior Year
	1 Fair Value Basis	2 Fair Value Basis
1. Bonds (Schedule D).....		
2. Stocks (Schedule D):		
2.1 Preferred stocks.....		
2.2 Common stocks.....		
3. Mortgage loans on real estate (Schedule B).....		
4. Real estate (Schedule A):		
4.1 Properties held for the production of income (less \$..... encumbrances).....		
4.2 Properties held for sale (less \$..... encumbrances).....		
5. Cash (\$....., Schedule E-Part 1) and cash equivalents (\$....., Schedule E – Part 2).....		
6. Short-term investments (Schedule DA).....		
7. Derivatives (Schedule DB).....		
8. Other invested assets (Schedule BA).....		
9. Receivables for securities.....		
10. Securities lending reinvested collateral assets (Schedule DL).....		
11. Aggregate write-ins for invested assets.....		
12. Subtotals cash and invested assets (Lines 1 to 11).....		
13. Investment income due and accrued.....		
14. Net adjustment in assets and liabilities due to foreign exchange rates.....		
15. Aggregate write-ins for other-than-invested assets.....		
16. Lines 12 to 15		
DETAILS OF WRITE-INS		
1101.		
1102.		
1103.		
1198. Summary of remaining write-ins for Line 11 from overflow page.....		
1299. Totals (Lines 1101 through 1103 plus 1198) (Line 11 above)		
1501.		
1502.		
1503.		
1598. Summary of remaining write-ins for Line 15 from overflow page.....		
1599. Totals (Lines 1501 through 1503 plus 1598) (Line 15 above)		

Not for Distribution

LIABILITIES, SURPLUS AND OTHER FUNDS

	1 Current Year	2 Prior Year
1. Funds held under securitization agreement
2. Losses
3. Loss adjustment expenses
4. Fees payable
5. Other expenses
6. Due to/from general account (net)
7. Unearned premiums
8. Net adjustments in assets and liabilities due to foreign exchange rates
9. Derivatives
10. Payable for securities
11. Payable for securities lending
12. Aggregate write-ins for liabilities
13. Total liabilities (Lines 1 through 12)
14. Unrealized capital gain (loss).....
15. Contractual adjustment
16. Aggregate write-in for surplus funds.....
17. Total surplus (Lines 14 through 16)
18. Total liabilities and surplus (Lines 13 and 17)
DETAILS OF WRITE-INS		
1201.
1202.
1203.
1298. Summary of remaining write-ins for Line 12 from overflow page
1299. Totals (Lines 1201 through 1203 plus 1298) (Line 12 above)
1601.
1602.
1603.
1698. Summary of remaining write-ins for Line 16 from overflow page
1699. Totals (Lines 1601 through 1603 plus 1698) (Line 16 above)

Not for Distribution

SUMMARY OF OPERATIONS

	1 Current Year	2 Prior Year
Revenues		
1. Premiums earned		
2. Net investment income (Exhibit of Net Investment Income, Line 17)		
3. Capital gains and losses (Exhibit of Capital Gains (Losses), Line 10)		
4. Aggregate write-ins for other income		
5. Totals (Lines 1 through 4)		
Expenses		
6. Change in unpaid losses		
7. Change in unpaid losses — securitized		
8. Loss adjustment expenses incurred		
9. Interest expense		
10. Fee expense		
11. Aggregate write-ins for other transfers from Protected Cell		
12. Totals (Lines 5 through 11)		
13. Net gain (loss) from operations (Line 5 minus Line 12)		
SURPLUS ACCOUNT		
14. Surplus, December 31, prior year		
15. Net gain from operations (Line 13)		
16. Surplus contributed or (withdrawn) during year		
17. Aggregate write-ins for other gains and losses in surplus		
18. Surplus, December 31, current year (Page 3, Line 17)		
DETAILS OF WRITE-INS		
0401.		
0402.		
0403.		
0498. Summary of remaining write-ins for Line 4 from overflow page		
0499. Totals (Lines 0401 through 0403 plus 0498) (Line 4 above)		
1101.		
1102.		
1103.		
1198. Summary of remaining write-ins for Line 11 from overflow page		
1199. Totals (Lines 1101 through 1103 plus 1198) (Line 11 above)		
1701.		
1702.		
1703.		
1798. Summary of remaining write-ins for Line 17 from overflow page		
1799. Totals (Lines 1701 through 1703 plus 1798) (Line 17 above)		

Not for Distribution

CASH FLOW

	1 Current Year	2 Prior Year
Cash from Operations		
1. Premiums collected net of reinsurance
2. Net investment income.....
3. Miscellaneous income
4. Total (Lines 1 through 3)
5. Benefit and loss related payments.....
6. Net transfers to Separate Accounts, Segregated Accounts and Protected Cell Accounts.....
7. Commissions, expenses paid and aggregate write-ins for deductions
8. Dividends paid to policyholders
9. Federal and foreign income taxes paid (recovered) net of \$..... tax on capital gains (losses).....
10. Total (Lines 5 through 9)
11. Net cash from operations (Line 4 minus Line 10).....
Cash from Investments		
12. Proceeds from investments sold, matured or repaid:		
12.1 Bonds.....
12.2 Stocks
12.3 Mortgage loans.....
12.4 Real estate
12.5 Other invested assets
12.6 Net gains or (losses) on cash, cash equivalents and short-term investments
12.7 Miscellaneous proceeds
12.8 Total investment proceeds (Lines 12.1 to 12.7)
13. Cost of investments acquired (long-term only):		
13.1 Bonds.....
13.2 Stocks
13.3 Mortgage loans.....
13.4 Real estate
13.5 Other invested assets
13.6 Miscellaneous applications
13.7 Total investments acquired (Lines 13.1 to 13.6).....
14. Net increase (decrease) in contract loans and premium notes.....
15. Net cash from investments (Line 12.8 minus Line 13.7 minus Line 14).....
Cash from Financing and Miscellaneous Sources		
16. Cash provided (applied):		
16.1 Surplus notes, capital notes.....
16.2 Capital and paid in surplus, less treasury stock
16.3 Borrowed funds
16.4 Net deposits on deposit-type contracts and other insurance liabilities.....
16.5 Dividends to stockholders.....
16.6 Other cash provided (applied).....
17. Net cash from financing and miscellaneous sources (Lines 16.1 to 16.4 minus Line 16.5 plus Line 16.6)
RECONCILIATION OF CASH, CASH EQUIVALENTS AND SHORT-TERM INVESTMENTS		
18. Net change in cash, cash equivalents and short-term investments (Line 11 plus Lines 15 and 17).....
19. Cash, cash equivalents and short-term investments:		
19.1 Beginning of year
19.2 End of year (Line 18 plus Line 19.1)
Note: Supplemental disclosures of cash flow information for non-cash transactions:		
20.0001
20.0002
20.0003
20.9996

Not for Distribution

EXHIBIT OF NET INVESTMENT INCOME

		1 Collected During Year	2 Earned During Year
1.	U. S. Government bonds	(a)
1.1	Bonds exempt from U. S. tax	(a)
1.2	Other bonds (unaffiliated)	(a)
1.3	Bonds of affiliates	(a)
2.1	Preferred stocks (unaffiliated)	(b)
2.11	Preferred stocks of affiliates	(b)
2.2	Common stocks (unaffiliated)
2.21	Common stocks of affiliates
3.	Mortgage loans	(c)
4.	Real estate	(d)
5.	Contract loans	(d)
6.	Cash, cash equivalents and short-term investments	(e)
7.	Derivative instruments	(f)
8.	Other invested assets
9.	Aggregate write-ins for investment income
10.	Total gross investment income
11.	Investment expenses	(g)
12.	Investment taxes, licenses and fees, excluding federal income taxes	(g)
13.	Interest expense
14.	Depreciation on real estate and other invested assets	(h)
15.	Aggregate write-ins for deductions from investment income
16.	Total deductions (Lines 11 through 15)
17.	Net investment income (Line 10 minus Line 16)
DETAILS OF WRITE-INS			
0901.
0902.
0903.
0998.	Summary of remaining write-ins for Line 9 from overflow page
0999.	Totals (Lines 0901 through 0903 plus 0998) (Line 9 above)
1501.
1502.
1503.
1598.	Summary of remaining write-ins for Line 15 from overflow page
1599.	Totals (Lines 1501 through 1503 plus 1598) (Line 15 above)

- (a) Includes \$ _____ accrual of discount less \$ _____ amortization of premium and less \$ _____ paid for accrued interest on purchases.
- (b) Includes \$ _____ accrual of discount less \$ _____ amortization of premium and less \$ _____ paid for accrued dividends on purchases.
- (c) Includes \$ _____ accrual of discount less \$ _____ amortization of premium and less \$ _____ paid for accrued interest on purchases.
- (d) Includes \$ _____ for company's occupancy of its own buildings; and excludes \$ _____ interest on encumbrances.
- (e) Includes \$ _____ accrual of discount less \$ _____ amortization of premium and less \$ _____ interest on purchases for accrued interest on purchases.
- (f) Includes \$ _____ accrual of discount less \$ _____ amortization of premium.
- (g) Includes \$ _____ investment expenses and \$ _____ investment taxes, licenses and fees, excluding federal income taxes, attributable to segregated and Separate Accounts.
- (h) Includes \$ _____ interest on surplus notes and \$ _____ interest on capital notes.
- (i) Includes \$ _____ depreciation on real estate and \$ _____ depreciation on other invested assets.

EXHIBIT OF CAPITAL GAINS (LOSSES)

		1 Realized (Gains) On Sales or Maturity	2 Other Realized Adjustments	3 Total Realized Capital Gain (Loss) (Columns 1 + 2)	4 Change in Unrealized Capital Gain (Loss)	5 Change in Unrealized Foreign Exchange Capital Gain (Loss)
1.	U. S. Government bonds
1.1	Bonds exempt from U. S. tax
1.2	Other bonds (unaffiliated)
1.3	Bonds of affiliates
2.1	Preferred stocks (unaffiliated)
2.11	Preferred stocks of affiliates
2.2	Common stocks (unaffiliated)
2.21	Common stocks of affiliates
3.	Mortgage loans
4.	Real estate
5.	Contract loans
6.	Cash, cash equivalents and short-term investments
7.	Derivative instruments
8.	Other invested assets
9.	Aggregate write-ins for capital gains (losses)
10.	Total capital gains (losses)
DETAILS OF WRITE-INS						
0901.
0902.
0903.
0998.	Summary of remaining write-ins for Line 9 from overflow page
0999.	Totals (Lines 0901 through 0903 plus 0998) (Line 9 above)

GENERAL INTERROGATORIES

1. Does this statement contain any securities valued at book value instead of fair value? Yes No
- 1.2 If yes, identify each type of security (bonds, stock, etc.) and the aggregate amount of each security type reported at book value.

1 Type of Security	2 Amount

2. For the reporting entity's security lending program, state the amount of the following as December 31 of the current year:
- 2.1 Total fair value of reinvested collateral assets reported on Schedule DL, Parts 1 and 2 (Sum of Schedule DL, Parts 1 and 2, Column 5) \$ _____
- 2.2 Total book adjusted/carrying value of reinvested collateral assets reported on Schedule DL, Parts 1 and 2 (Sum of Schedule DL, Parts 1 and 2, Column 6) \$ _____
- 2.3 Total payable for securities lending reported on the liability page (Page 3, Line 11, Column 1) \$ _____

Not for Distribution

SCHEDULE P—ANALYSIS OF LOSSES AND LOSS EXPENSES

SCHEDULE P—PART 1—SUMMARY
(S000 Omitted)

Years in Which Premiums Were Earned and Losses Were Incurred	1 Premium Earned	Loss and Loss Expense Payments				7 Number of Claims Reported
		2 Loss Payments	3 Defense and Cost Containment Payments	4 Adjusting and Other Payments	5 Salvage and Subrogation Received	
1. Prior	XXX					XXX
2. 2008						XXX
3. 2009						XXX
4. 2010						XXX
5. 2011						XXX
6. 2012						XXX
7. 2013						XXX
8. 2014						XXX
9. 2015						XXX
10. 2016						XXX
11. 2017						XXX
12. Totals	XXX					XXX

	Losses Unpaid		Defense and Cost Containment Unpaid		12 Adjusting and Other Unpaid	13 Salvage and Subrogation Anticipated	14 Total Net Losses and Expenses Unpaid	15 Number of Claims Outstanding
	8 Case Basis	9 Bulk + IBNR	10 Case Basis	11 Bulk + IBNR				
1.								XXX
2.								XXX
3.								XXX
4.								XXX
5.								XXX
6.								XXX
7.								XXX
8.								XXX
9.								XXX
10.								XXX
11.								XXX
12. Totals								XXX

	16 Total Losses and Loss Expenses Incurred	17 Loss and Loss Expense Percentage (Incurred/Premiums Paid)	Net Balance Sheet Reserves After Discount	
			18 Total Losses	19 Loss Expense
1.	XXX	XXX		
2.				
3.				
4.				
5.				
6.				
7.				
8.				
9.				
10.				
11.				
12. Totals	XXX	XXX		

Not for Distribution

OVERFLOW PAGE FOR WRITE-INS

Not for Distribution

Not for Distribution

This page intentionally left blank.

**SUMMARY INVESTMENT SCHEDULE
NOT APPLICABLE TO PROTECTED CELL**

Not for Distribution

SCHEDULE A – VERIFICATION BETWEEN YEARS
Real Estate

1.	Book/adjusted carrying value, December 31 of prior year.....	_____
2.	Cost of acquired:	
2.1	Actual cost at time of acquisition (Part 2, Column 6)	_____
2.2	Additional investment made after acquisition (Part 2, Column 9).....	_____
3.	Current year change in encumbrances:	
3.1	Totals, Part 1, Column 13.....	_____
3.2	Totals, Part 3, Column 11.....	_____
4.	Total gain (loss) on disposals, Part 3, Column 18.....	_____
5.	Deduct amounts received on disposals, Part 3, Column 15	_____
6.	Total foreign exchange change in book/adjusted carrying value:	
6.1	Totals, Part 1, Column 15	_____
6.2	Totals, Part 3, Column 13	_____
7.	Deduct current year's other-than-temporary impairment recognized:	
7.1	Totals, Part 1, Column 12.....	_____
7.2	Totals, Part 3, Column 10.....	_____
8.	Deduct current year's depreciation:	
8.1	Totals, Part 1, Column 11.....	_____
8.2	Totals, Part 3, Column 9.....	_____
9.	Book/adjusted carrying value at the end of current period (Lines 1+2+3+4-5+6-7-8).....	_____
10.	Deduct total nonadmitted amounts	_____
11.	Statement value at end of current period (Line 9 minus Line 10).....	_____

SCHEDULE B – VERIFICATION BETWEEN YEARS
Mortgage Loans

1.	Book value/recorded investment excluding accrued interest, December 31 of prior year	_____
2.	Cost of acquired:	
2.1	Actual cost at time of acquisition (Part 2, Column 7)	_____
2.2	Additional investment made after acquisition (Part 2, Column 8)	_____
3.	Capitalized deferred interest and other:	
3.1	Totals, Part 1, Column 12	_____
3.2	Totals, Part 3, Column 11	_____
4.	Accrual of discount.....	_____
5.	Unrealized valuation increase (decrease):	
5.1	Totals, Part 1, Column 9	_____
5.2	Totals, Part 3, Column 8	_____
6.	Total gain (loss) on disposals, Part 3, Column 18.....	_____
7.	Deduct amounts received on disposals, Part 3, Column 15	_____
8.	Deduct amortization of premium and mortgage interest points and commitment fees	_____
9.	Total foreign exchange change in book value/recorded investment excluding accrued interest:	
9.1	Totals, Part 1, Column 13	_____
9.2	Totals, Part 3, Column 13	_____
10.	Deduct current year's other-than-temporary impairment recognized:	
10.1	Totals, Part 1, Column 11	_____
10.2	Totals, Part 3, Column 10.....	_____
11.	Book value/recorded investment excluding accrued interest at end of current period (Lines 1+2+3+4+5+6-7-8+9-10).....	_____
12.	Total valuation allowance	_____
13.	Subtotal (Line 11 plus Line 12).....	_____
14.	Deduct total nonadmitted amounts	_____
15.	Statement value of mortgages owned at end of current period (Line 13 minus Line 14).....	_____

Not for Distribution

SCHEDULE BA – VERIFICATION BETWEEN YEARS
Other Long-Term Invested Assets

1.	Book /adjusted carrying value, December 31 of prior year	_____
2.	Cost of acquired:	_____
2.1	Actual cost at time of acquisition (Part 2, Column 8)	_____
2.2	Additional investment made after acquisition (Part 2, Column 9)	_____
3.	Capitalized deferred interest and other:	_____
3.1	Totals, Part 1, Column 16	_____
3.2	Totals, Part 3, Column 12	_____
4.	Accrual of discount	_____
5.	Unrealized valuation increase (decrease):	_____
5.1	Totals, Part 1, Column 13	_____
5.2	Totals, Part 3, Column 9	_____
6.	Total gain (loss) on disposals, Part 3, Column 19	_____
7.	Deduct amounts received on disposals, Part 3, Column 16	_____
8.	Deduct amortization of premium and depreciation	_____
9.	Total foreign exchange change in book/adjusted carrying value:	_____
9.1	Totals, Part 1, Column 17	_____
9.2	Totals, Part 3, Column 14	_____
10.	Deduct current year's other-than-temporary impairment recognized:	_____
10.1	Totals, Part 1, Column 15	_____
10.2	Totals, Part 3, Column 11	_____
11.	Book/adjusted carrying value at end of current period (Lines 1+2+3+4+5+6-7-8+9-10)	_____
12.	Deduct total nonadmitted amounts	_____
13.	Statement value at end of current period (Line 11 minus Line 12)	_____

SCHEDULE D – VERIFICATION BETWEEN YEARS
Bonds and Stocks

1.	Book/adjusted carrying value, December 31 of prior year	_____
2.	Cost of bonds and stocks acquired, Part 3, Column 7	_____
3.	Accrual of discount	_____
4.	Unrealized valuation increase (decrease):	_____
4.1	Part 1, Column 12	_____
4.2	Part 2, Section 1, Column 15	_____
4.3	Part 2, Section 2, Column 13	_____
4.4	Part 4, Column 11	_____
5.	Total gain (loss) on disposals, Part 4, Column 19	_____
6.	Deduction consideration for bonds and stocks disposed of, Part 4, Column 7	_____
7.	Deduct amortization of premium	_____
8.	Total foreign exchange change in book/adjusted carrying value:	_____
8.1	Part 1, Column 15	_____
8.2	Part 2, Section 1, Column 19	_____
8.3	Part 2, Section 2, Column 16	_____
8.4	Part 4, Column 15	_____
9.	Deduct current year's other-than-temporary impairment recognized:	_____
9.1	Part 1, Column 14	_____
9.2	Part 2, Section 1, Column 17	_____
9.3	Part 2, Section 2, Column 14	_____
9.4	Part 4, Column 13	_____
10.	Book/adjusted carrying value at end of current period (Lines 1+2+3+4+5+6-7+8-9)	_____
11.	Deduct total nonadmitted amounts	_____
12.	Statement value at end of current period (Line 10 minus Line 11)	_____

Not for Distribution

SCHEDULE D – SUMMARY BY COUNTRY
 Long-Term Bonds and Stocks OWNED December 31 of Current Year

Description		1 Book/Adjusted Carrying Value	2 Fair Value	3 Actual Cost	4 Par Value of Bonds
BONDS					
Governments (including all obligations guaranteed by governments)	1. United States.....
	2. Canada
	3. Other Countries
	4. Totals				
U.S. States, Territories and Possessions (direct and guaranteed)	5. Totals				
U.S. Political Subdivisions of States, Territories and Possessions (direct and guaranteed)	6. Totals				
U.S. Special Revenue and Special Assessment Obligations and all Non-Guaranteed Obligations of Agencies and Authorities of Governments and their Political Subdivisions	7. Totals				
Industrial and Miscellaneous, SVO Identified Funds and Hybrid Securities (unaffiliated)	8. United States.....
	9. Canada
	10. Other Countries
Parent, Subsidiaries and Affiliates	11. Totals				
	12. Totals				
	13. Total Bonds				
PREFERRED STOCKS					
Industrial and Miscellaneous (unaffiliated)	14. United States.....
	15. Canada
	16. Other Countries
Parent, Subsidiaries and Affiliates	17. Totals				
	18. Totals				
	19. Total Preferred Stocks				
COMMON STOCKS					
Industrial and Miscellaneous (unaffiliated)	20. United States.....
	21. Canada
	22. Other Countries
Parent, Subsidiaries and Affiliates	23. Totals				
	24. Totals				
	25. Total Common Stocks				
	26. Total Stocks				
	27. Total Bonds and Stocks				

Not for Distribution

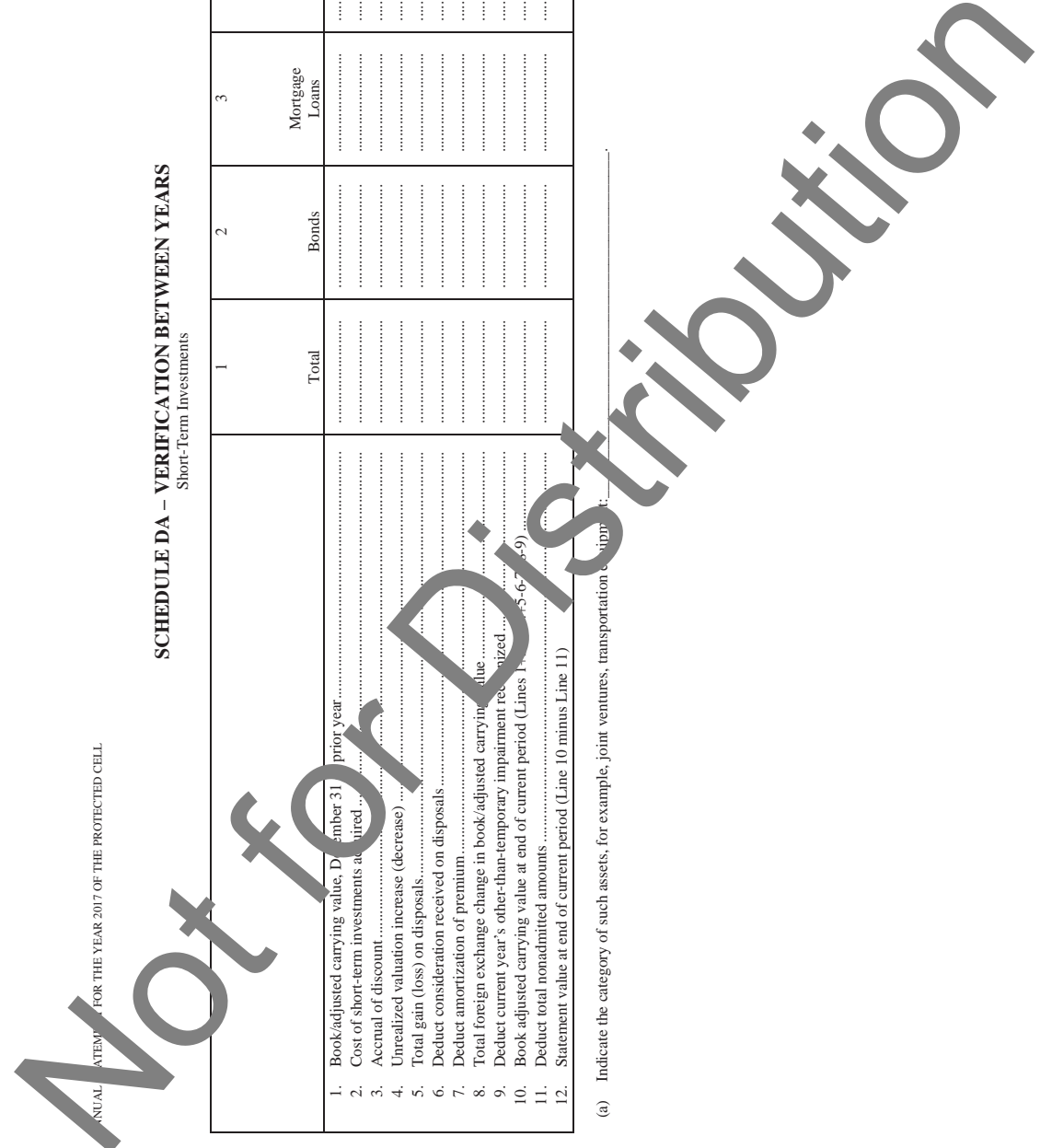
SCHEDULE D – PART 1A – SECTION 1 AND SECTION 2
NOT APPLICABLE TO PROTECTED CELL

Not for Distribution

SCHEDULE DA – VERIFICATION BETWEEN YEARS
Short-Term Investments

	1	2	3	4	5
	Total	Bonds	Mortgage Loans	Other Short-term Investment Assets (a)	Investments in Parent, Subsidiaries and Affiliates
1. Book/adjusted carrying value, December 31 of prior year.....
2. Cost of short-term investments acquired.....
3. Accrual of discount.....
4. Unrealized valuation increase (decrease).....
5. Total gain (loss) on disposals.....
6. Deduct consideration received on disposals.....
7. Deduct amortization of premium.....
8. Total foreign exchange change in book/adjusted carrying value.....
9. Deduct current year's other-than-temporary impairment realized.....
10. Book adjusted carrying value at end of current period (Lines 1-9).....
11. Deduct total nonadmitted amounts.....
12. Statement value at end of current period (Line 10 minus Line 11).....

(a) Indicate the category of such assets, for example, joint ventures, transportation equipment.....



SCHEDULE DB – PART A – VERIFICATION BETWEEN YEARS
Options, Caps, Floors, Collars, Swaps and Forwards


1.	Book/adjusted carrying value, December 31, prior year (Line 9, prior year)	_____
2.	Cost paid/(consideration received) on additions:	
2.1	Current year paid/(consideration received) at time of acquisition, still open, Section 1, Column 12	_____
2.2	Current year paid/(consideration received) at time of acquisition, terminated, Section 2, Column 14	_____
3.	Unrealized valuation increase/(decrease):	
3.1	Section 1, Column 17	_____
3.2	Section 2, Column 19	_____
4.	Total gain (loss) on termination recognized, Section 2, Column 22	_____
5.	Considerations received/(paid) on terminations, Section 2, Column 15	_____
6.	Amortization:	
6.1	Section 1, Column 19	_____
6.2	Section 2, Column 21	_____
7.	Adjustment to the book/adjusted carrying value of hedged item:	
7.1	Section 1, Column 20	_____
7.2	Section 2, Column 23	_____
8.	Total foreign exchange change in book/adjusted carrying value:	
8.1	Section 1, Column 18	_____
8.2	Section 2, Column 20	_____
9.	Book/adjusted carrying value at end of current period (Lines 1+2+3+4-5+6+7+8)	_____
10.	Deduct nonadmitted assets	_____
11.	Statement value at end of current period (Line 9 minus Line 10)	_____

SCHEDULE DB – PART B – VERIFICATION BETWEEN YEARS
Futures Contracts

1.	Book/adjusted carrying value, December 31 of prior year (Line 6, prior year).....	_____
2.	Cumulative cash change (Section 1, Broker Name/Net Cash Deposits Footnote – Cumulative Cash Change Column).....	_____
3.1	Add:	
	Change in variation margin on open contracts – Highly effective hedges:	
3.11	Section 1, Column 15, current year minus	_____
3.12	Section 1, Column 15, prior year	_____
	Change in the variation margin on open contracts – All other:	
3.13	Section 1, Column 18, current year minus	_____
3.14	Section 1, Column 18, prior year	_____
3.2	Add:	
	Change in adjustment to basis of hedged item:	
3.21	Section 1, Column 17, current year to date minus	_____
3.22	Section 1, Column 17, prior year	_____
	Change in amount recognized	
3.23	Section 1, Column 19, current year to date minus	_____
3.24	Section 1, Column 19, prior year	_____
3.3	Subtotal (Line 3.1 minus Line 3.2)	_____
4.1	Cumulative variation margin on terminated contracts during the year (Section 2, Column 15)	_____
4.2	Less:	
4.21	Amount used to adjust basis of hedged item (Section 2, Column 17).....	_____
4.22	Amount recognized (Section 2, Column 16)	_____
4.3	Subtotal (Line 4.1 minus Line 4.2)	_____
5.	Dispositions gains (losses) on contracts terminated in prior year:	
5.1	Total gain (loss) recognized for terminations in prior year	_____
5.2	Total gain (loss) adjusted into the hedge item(s) for terminations in prior year	_____
6.	Book/adjusted carrying value at end of current period (Lines 1+2+3.3-4.3-5.1-5.2)	_____
7.	Deduct total nonadmitted amount	_____
8.	Statement value at end of current period (Line 6 minus Line 7)	_____

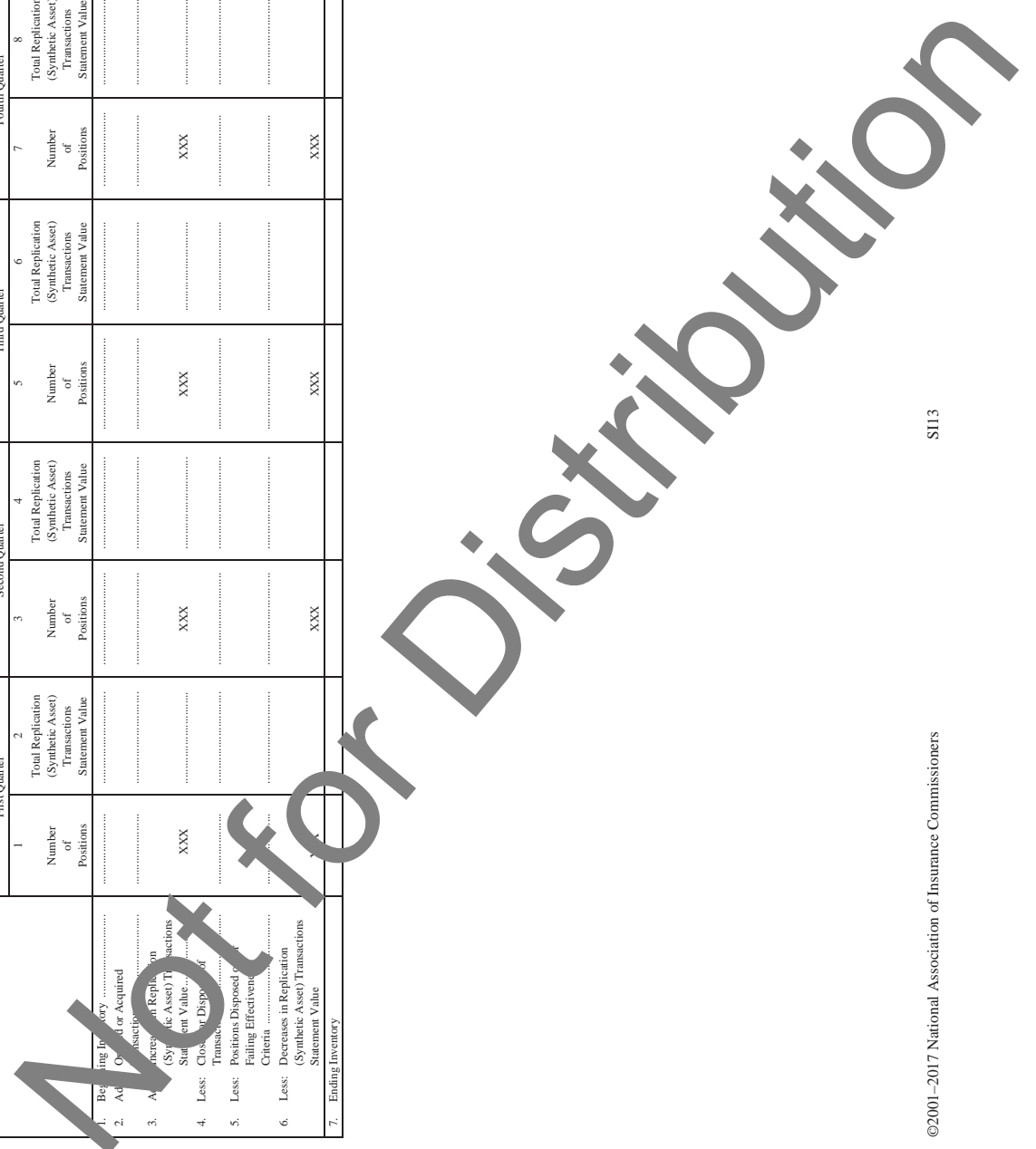
SCHEDULE DB – PART C – SECTION 1
 Replication (Synthetic Asset) Transactions Open as of December 31 of Current Year

Replication (Synthetic Asset) Transactions				Components of the Replication (Synthetic Asset) Transactions											
1	2	3	4	5	6	7	8	9	10	11	12	13	14	15	16
Number	Description	NAC Designation or Other Description	Notional Amount	Book/Adjusted Carrying Value	Fair Value	Effective Date	Maturity Date	Description	Book/Adjusted Carrying Value	Fair Value	CUSIP	Description	NAC Designation or Other Description	Book/Adjusted Carrying Value	Fair Value
9999999	Totals						XXX	XXX			XXX	XXX	XXX		



SCHEDULE DB – PART C – SECTION 2
 Replication (Synthetic Asset) Transactions Open

	First Quarter		Second Quarter		Third Quarter		Fourth Quarter		Year To Date	
	1	2	3	4	5	6	7	8	9	10
1. Beginning Inventory										
2. Additions										
3. Decreases										
4. Less: Dispositions	XXX		XXX		XXX		XXX		XXX	
5. Less: Positions Disposed or Failing Effectiveness Criteria										
6. Less: Decreases in Replication										
7. Ending Inventory										



SCHEDULE DB – VERIFICATION

Verification of Book/Adjusted Carrying Value, Fair Value and Potential Exposure of all Open Derivative Contracts

		Book/Adjusted Carrying Value Check
1.	Part A, Section 1, Column 14	_____
2.	Part B, Section 1, Column 15 plus Part B, Section 1 Footnote – Total Ending Cash Balance	_____
3.	Total (Line 1 plus Line 2)	_____
4.	Part D, Section 1, Column 5	_____
5.	Part D, Section 1, Column 6	_____
6.	Total (Line 3 minus Line 4 minus Line 5)	_____
		Fair Value Check
7.	Part A, Section 1, Column 16	_____
8.	Part B, Section 1, Column 13	_____
9.	Total (Line 7 plus Line 8)	_____
10.	Part D, Section 1, Column 8	_____
11.	Part D, Section 1, Column 9	_____
12.	Total (Line 9 minus Line 10 minus Line 11)	_____
		Potential Exposure Check
13.	Part A, Section 1, Column 21	_____
14.	Part B, Section 1, Column 20	_____
15.	Part D, Section 1, Column 11	_____
16.	Total (Lines 13 plus Line 14 minus Line 15)	_____

Not for Distribution

SCHEDULE E – PART 2 – VERIFICATION BETWEEN YEARS
(Cash Equivalents)

	1	2	3	4
	Total	Bonds	Money Market Mutual Funds	Other (a)
1. Book/adjusted carrying value, December 31 of prior year.....
2. Cost of cash equivalents acquired.....
3. Accrual of discount.....
4. Unrealized valuation increase (decrease).....
5. Total gain (loss) on disposals.....
6. Deduct consideration received on disposals.....
7. Deduct amortization of premium.....
8. Total foreign exchange change in book/adjusted carrying value.....
9. Deduct current year's other-than-temporary impairment recognized.....
10. Book/adjusted carrying value at end of current period (Lines 1+2+3+4+5-6-7+8-9).....
11. Deduct total nonadmitted amounts.....
12. Statement value at end of current period (Line 10 minus Line 11)

(a) Indicate the category of such investments, for example, joint ventures, transportation equipment.....

Not for Distribution

Not for Distribution


This page intentionally left blank.

SCHEDULE A – PART 1
 Showing All Real Estate OWNED December 31 of Current Year

1 Description	2 Cook	3 Location		4 State	5 Date Acquired	6 Date of Last Appraisal	7 Actual Cost	8 Amount of Encumbrances	9 Book/Adjusted Carrying Value Less Encumbrances	10 Fair Value Less Encumbrances	11 Current Year's Depreciation	12 Change in Book/Adjusted Carrying Value Less Encumbrances		13 Current Year's Change in Encumbrances	14 Total Change in B/A/C.V. (13-11-12)	15 Total Foreign Exchange Change B/A/C.V.	16 Gross Income Earned Less Incurred on Encumbrances	17 Taxes, Repairs, Expenses Incurred	
		City																	
Not for Distribution																			
0699999 Totals																			

SCHEDULE A – PART 3
 Showing All Real Estate DISPOSED During the Year, Including Payments During the Final Year on "Sales Under Contract"

1 Description of Property	2 Location		4 Disposal Date	5 Name of Purchaser	6 Actual Cost	7 Expended for Additions, Improvements and Changes in Encumbrances	8 Book/Adjusted Value Less Encumbrances Prior Year	9 Current Year's Depreciation	10 Current Year's Temporary Impairment Recognized	11 Current Year's Change in Encumbrances	12 Total Change in B/A/C/V (11-9-10)	13 Total Foreign Exchange Change in B/A/C/V	14 Book/Adjusted Carrying Value Less Encumbrances on Disposal	15 Amounts Received During Year	16 Foreign Exchange Gain (Loss) on Disposal	17 Realized Gain (Loss) on Disposal	18 Total Gain (Loss) on Disposal	19 Gross Income Earned Less Interest Incurred on Encumbrances	20 Taxes, Repairs Expenses Incurred																		
	2 City	3 State																																			
																			Totals																		

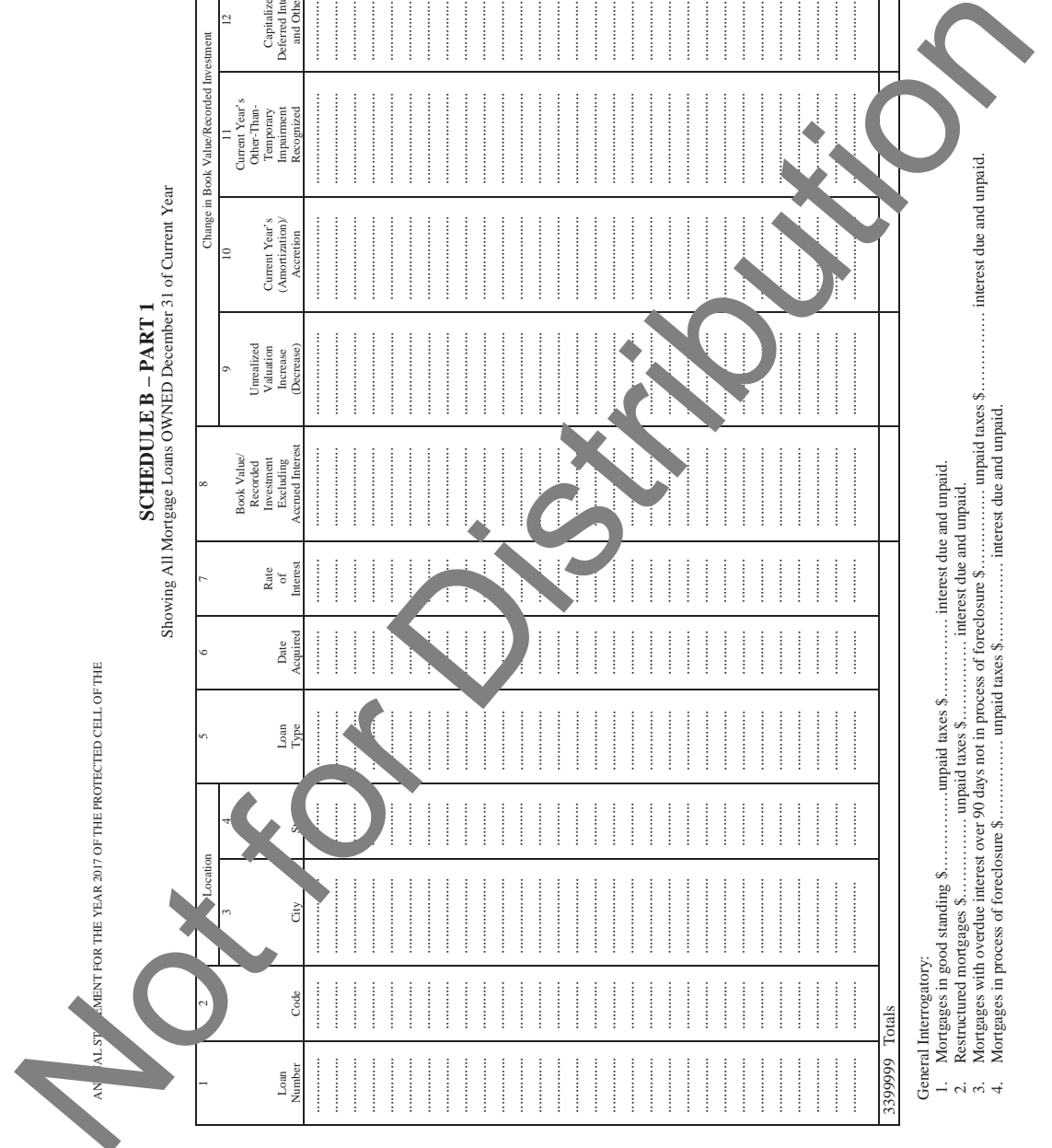


SCHEDULE B – PART 1
Showing All Mortgage Loans OWNED December 31 of Current Year

1 Loan Number	2 Code	3 Location		5 Loan Type	6 Date Acquired	7 Rate of Interest	8 Book Value/ Recorded Investment Excluding Accrued Interest	9 Unrealized Valuation Increase (Decrease)	10 Current Year's (Amortization)/ Accretion	11 Current Year's Other-Than- Temporary Impairment Recognized	12 Capitalized Deferred Interest and Other	13 Total Foreign Exchange Change in Book Value	14 Value of Land and Buildings	15 Date of Last Appraisal or Valuation
		3 City	4 State											
3399999 Totals														


General Interrogatory:

1. Mortgages in good standing \$..... unpaid taxes \$..... interest due and unpaid.
2. Restructured mortgages \$..... unpaid taxes \$..... interest due and unpaid.
3. Mortgages with overdue interest over 90 days not in process of foreclosure \$..... unpaid taxes \$..... interest due and unpaid.
4. Mortgages in process of foreclosure \$..... unpaid taxes \$..... interest due and unpaid.



SCHEDULE B – PART 3
 Showing All Mortgage Loans DISPOSED, Transferred or Repaid During the Current Year

1	2	3	4	5	6	7	8				12	13	14	15	16	17	18
							8	9	10	11							
Loan Number	City	State	Loan Type	Disposal Date	Disposal Date	Book Value/Recorded Investment Excluding Accrued Interest Prior Year	Unrealized Valuation Increase (Decrease)	Current Year's (Amortization)/ Accretion	Current Year's Other Than Temporary Impairment Recognized	Capitalized Deferred Interest and Other	Total Change in Book Value (8-9, 10+11)	Total Foreign Exchange Change in Book Value	Book Value/Recorded Investment Excluding Accrued Interest on Disposal	Consideration	Foreign Exchange Gain (Loss) on Disposal	Realized Gain (Loss) on Disposal	Total Gain (Loss) on Disposal
<p>0599999 Totals</p>																	



SCHEDULE BA – PART 1
 Showing Other Long-Term Invested Assets OWNED December 31 of Current Year

1 IP Location	2 Name or Description	3 Location		6 Name of Vendor or General Partner	7 NAIC Designation	8 Date Originally Acquired	9 Type and Status	10 Actual Cost	11 Fair Value	12 Book/ Advised Carrying Value Less Encumbrances	13 Unrealized Valuation Increase (Decrease)	14 Change in Book Advised Carrying Value			17 Total Foreign Exchange Change in B./A.C.V.	18 Investment Income	19 Commitment for Additional Investment	20 Percentage of Ownership
		4 City	5 State									14 Current Year's (Amortization) or Accretion	15 Current Year's Other-Than- Temporary Impairment Recognized	16 Capitalized Deferred Interest and Other				
469999	Tonks																	XXX


Not for Distribution

SCHEDULE BA – PART 2
 Showing Other Long-Term Invested Assets Acquired and Additions Made December 31 of Current Year

1 CUSIP Identification	3 Location		4 State	5 Name of Vendor or General Partner	6 Date Originally Acquired	7 Type and Strategy	8 Actual Cost at Time of Acquisition	9 Additional Investment Made After Acquisition	10 Amount of Encumbrances	11 Percentage of Ownership
	2 Name or Description	City								
Not for Distribution										
4699999	Totals									XXX

SCHEDULE D – PART 1
 Showing All Long-Term Bonds Owned December 31 of Current Year

1	2	3	4	5	6	7	8	9	10	11	12	13	14	15	16	17	18	19	20	21	22	
CUSIP Identification	Description	Code	Code	Face Value	NAIC Designation	Actual Cost	Rate Used To Obtain Fair Value	Fair Value	Par Value	Book / Adjusted Carrying Value	Unrealized Valuation Increase/ (Decrease)	Change in Book/Adjusted Carrying Value	Current Year's Other Temporary Impairment Recognized	Total Foreign Exchange Change in B/A/C/V	Rate of	Effective Rate of	When Paid	Admitted Amount Due & Accrued	Amount Rec. During Year	Acquired	Stated Contractual Maturity Date	
839999	Total Bonds																					



SCHEDULE D – PART 2 – SECTION 1
 Showing All PREFERRED STOCKS Owned December 31 of Current Year


1	2	3	4	5	6	7	8	9	10	11	12	13	14	15	16	17	18	19	20	21
Symbol	Description	Code	For Foreign	Number of Shares	Per Value Per Share	Rate Per Share	Book/ Adjusted Carrying Value	Rate per Share to Obtain Fair Value	Fair Value	Actual Cost	Declared but Unpaid	Amount Received During Year	Nonadmitted Declared But Unpaid	Unadjusted Valuation Increase/ (Decrease)	Current Year's (Amortization)/ Accretion	Current Year's Temporary Impairment Recognized	Total Change in B./A.C.V. in (15)-(16)(17)	Total Foreign Change in B./A.C.V. in (15)-(16)(17)	NAIC Designation	Date Acquired
8999999	Total Preferred Stocks							XXX											XXX	XXX



SCHEDULE D – PART 2 – SECTION 2
Showing all COMMON STOCKS Owned December 31 of Current Year

1 CUSIP Identification	2 Description	3 Codes		4 F i g	5 Number of Shares	6 Book/Adjusted Carrying Value	7 Rate per Share Used to Obtain Fair Value	8 Fair Value	9 Actual Cost	10 Declared but Unpaid	11 Amount Received During Year	12 Nonadmitted Declared But Unpaid	13 Unspecified Valuation Increase/ (Decrease)	14 Current Year's Other Temporary Impairment Recognized	15 Total Change in B.A.C.V. (13-14)	16 Total Exchange Change in B.A.C.V.	17 NAC Market Indicator (a)	18 Date Acquired
9799999	Total Common Stocks						XXX										XXX	XXX
9809999	Total Preferred and Common Stocks						XXX										XXX	XXX

(a) For all common stocks bearing the NAC market indicator "U" provide: the number of such issues _____, the total \$ value (included in Column 8) of all such issues \$ _____.



SCHEDULE D – PART 3
Showing all Long-Term Bonds and Stocks ACQUIRED During Current Year

1 CUSIP Identification	2 Description	3 Foreign	4 Date Acquired	5 Name of Vendor	6 Number of Shares of Stock	7 Actual Cost	8 Par Value	9 Paid for Accrued Interest and Dividends
9999999	Totals						XXX	

Not for Distribution

SCHEDULE D – PART 4
 Showing all Long-Term Bonds and Stocks SOLD, REDEEMED or Otherwise **DISPOSED** of During Current Year

1	2	3	4	5	6	7	8	9	10	11	12	13	14	15	16	17	18	19	20	21
CUSIP Identification	Description	Disposition	Name of Purchaser	Number of Shares of Stock	Consideration	Par Value	Actual Cost	Price Year Adjusted Carrying Value	Unrealized Value/Increase/(Decrease)	Current Year's (Amortization/Accretion)	Current Year's Other Than Impairment Recognized	Total Change in B/A.C.V. (11+12-13)	Total Foreign Exchange Change in B/A.C.V.	Book/Adjusted Value on Disposal Date	Foreign Exchange Gain (Loss) on Disposal	Realized Gain (Loss) on Disposal	Total Gain (Loss) on Disposal	Bond/Stock Interest/Dividends Received During Year	Settlement Date	
9999999	Totals																			

Not for Distribution

SCHEDULE D – PART 5
Showing all Long-Term Bonds and Stocks ACQUIRED During Year and Fully DISPOSED OF During Current Year

1	2	3	4	5	6	7	8	9	10	11	12	13	14	15	16	17	18	19	20	21
Line Item	Description	Foreign	Date Acquired	Name of Vendor	Disposal Date	Name of Purchaser	Par Value (Bonds) / Number of Shares (Stocks)	Actual Cost	Consideration	Book/ Adjusted Cost Value at Disposal	Unrealized Gain/ (Loss) at Disposal	Current Year (Amortization)/ (Accretion)	Current Year's Other Than Temporary Impairment Recognized	Total Change in B./A.C.V. (12-13-14)	Total Foreign Exchange Change in B./A.C.V.	Foreign Exchange Gain/ (Loss) on Disposal	Realized Gain/ (Loss) on Disposal	Total Gain/ (Loss) on Disposal	Interest and Dividends Received During Year	Paid for Interest and Dividends
8 999908	Subtotal Bonds																			
	STOCKS																			
9 999999	Subtotal Stocks																			
9 999999	Total																			

Not for Distribution

SCHEDULE D – PART 6 – SECTION 1
Valuation of Shares of Subsidiary, Controlled or Affiliated Companies

1 CUSIP Identification	2 Description Name of Subsidiary, Controlled or Affiliated Company	3 NAIC Company Code	4 NAIC Company Code	5 ID Number	6 NAIC Valuation Method (See Procedures and Practices Manual of the NAIC Investment Analysts Office)	7 Do Insurer's Assets Include Intangible Assets Connected with Holding of Such Company's Stock?	8 Total Amount of Such Intangible Assets	9 Book / Adjusted Carrying Value	10 Nonadmitted Amount	11 Stock of Such Company Owned by Insurer on Statement Date	
										Number of Shares	% of Outstanding
1999999	Totals									XXX	XXX

1. Amount of insurer's capital and surplus from the prior period's statutory statement reduced by any amount for goodwill and deferred tax assets included therein \$.....


2. Total amount of intangible assets nonadmitted \$.....

SCHEDULE D – PART 6 – SECTION 2

1 CUSIP Identification	2 Name of Lower-Tier Company	3 Name of Company Listed in Section 1 Which Controls Lower-Tier Company	4 Total Amount of Intangible Assets Included in Insurer's Statement in Column 8, Section 1		5 Stock in Lower-Tier Company Owned Indirectly by Insurer on Statement Date	
			Number of Shares	% of Outstanding	Number of Shares	% of Outstanding
0999999	Total		XXX	XXX	XXX	XXX

SCHEDULE DA – PART I
 Showing all **SHORT-TERM INVESTMENTS** Owned December 31 of Current Year

1	2		3	4			5	6	7	8	9		10	11	12	13	14	15	16	17	18	19	20
	1	2		1	2	3					1	2											
Asset	Code	CF	Bank/Adjusted Carrying Value	Unrealized Valuation Increase/(Decrease)	Current Year's (Amortization)/Accretion	Current Year's Other-than-Temporary Impairment Recognized	Total Foreign Exchange Change in B.A.C.V.	Par Value	Actual Cost	Amount Due and Accrued on Dec 31 of Current Year Not in Default	Non-Admitted Due and Accrued	Rate of Interest	Effective Rate of	When Paid	Amount Received During Year	Paid for Accrued Interest							
919999	Total											XXX	XXX	XXX									



SCHEDULE DB – PART A – SECTION 1

Showing all Options, Caps, Floors, Collars, Swaps and Forwards Open as of December 31 of Current Year


1	2	3	4	5	6	7	8	9	10	11	12	13	14	15	16	17	18	19	20	21	22	23
Description of Items Used for Income Generation	Description of Items Used for Income Generation	Schedule Identifier	Type(s) of Risk(s) Contingent on Clearing	Clearing Class	Trade Date	Date of Maturity or Expiration	Number of Contracts	Notional Amount	Strike Price, Rate or Index (Paid)	Cumulative (Prior Years) Initial Cost of Premium (Paid)	Current Year Initial Cost of Premium (Paid)	Current Year Income	Book/Adjusted Carrying Value	Code	Fair Value	Unrealized Valuation Change (Decrease)	Total Foreign Exchange Gain (Loss) B.A.C.V.	Current Year's (Increase/Decrease) Accretion	Adjustment to Carrying Value of Hedged Item	Potential Exposure	Credit Quality of Reporting Entity	Hedge Effectiveness At Inception and at Year End
139999	Subtotal - Hedging Effective													XXX							XXX	XXX
140999	Subtotal - Hedging Other													XXX							XXX	XXX
141999	Subtotal - Replication													XXX							XXX	XXX
142999	Subtotal - Income Generation													XXX							XXX	XXX
143999	Subtotal - Other													XXX							XXX	XXX
144999	Totals													XXX							XXX	XXX

(a)

Code	Description of Hedged Risk(s)
.....
.....
.....
.....

(b)

Code	Financial or Economic Impact of the Hedge at the End of Reporting Period
.....
.....
.....
.....



SCHEDULE DB – PART A – SECTION 2
 Showing all Options, Caps, Floors, Collars, Swaps and Forwards Terminated During Current Year

1	2	3	4	5	6	7	8	9	10	11	12	13	14	15	16	17	18	19	20	21	22	23	24	25
Description of Item(s) Hedged, Used for Generation or Replication	Schedule/ Exhibit Identifier (a)	Type(s) of Risk(s)	Exchange, Counterparty or Central Clearinghouse	Trade Date	Due of Maturity or Expiration	Termination Date	Indicate Expiration, Maturity or Sale	Number of Contracts	Notional Amount	Strike Price, Rate or Index Received (Paid)	Cumulative Prior Year Initial Cost of Premium (Received) Paid	Current Year Initial Cost of Premium (Received) Paid	Consideration Received (Paid) on Termination	Current Year Income	Book/ Adjusted Carrying Value	Code	Unrealized Valuation Increase/ (Decrease)	Total Foreign Exchange Change in E/A, CV	Current Year's (Amortization)/Accretion	Gain (Loss) on Termination - Recognized	Adjustment (or Correction) of Value of Hedged Item	Gain (Loss) on Termination - Deferred	Hedge Effectiveness at Termination and at Termination (b)	
1309999	1309999	Interest Rate																						
1409999	1409999	Interest Rate																						
1419999	1419999	Interest Rate																						
1429999	1429999	Interest Rate																						
1439999	1439999	Interest Rate																						
1449999	1449999	Totals																						

(a)	Description of Hedged Risk(s)
.....
.....
.....
.....

(b)	Financial Accounting Impact of the Hedge at the End of the Reporting Period
.....
.....
.....
.....


SCHEDULE DB – PART B – SECTION 1
 Future Contracts Open December 31 of Current Year

1	2	3	4	5	6	7	8	9	10	11	12	13	14	15 Highly Effective Hedges			17	18	19	20	21	22
														15	16	17						
Ticker Symbol	Number of Contracts	Notional Amount	Description of Hedge	Description of Hedge	Subtype/Exemption	Type(s) of Risk(s)	Date of Maturity or Expiration	Exchange	Trade Date	Transaction Price	Reporting Date Price	Fair Value	Book/Adjusted Carrying Value	Cumulative Variation Margin	Deferred Variation Margin	Change in Variation Margin Gain (Loss) Used to Adjust Basis of Hedged Item	Cumulative Variation Margin for All Other Hedges	Change in Variation Margin Gain (Loss) Recognized in Current Year	Potential Exposure	Hedge Effectiveness at Inception and at Year-End	Value of One (1) Point	
I399999	Subtotal – Hedging Effective																			XXX	XXX	
I409999	Subtotal – Hedging Other																			XXX	XXX	
I419999	Subtotal – Replication																			XXX	XXX	
I429999	Subtotal – Income Generation																			XXX	XXX	
I439999	Subtotal – Other																			XXX	XXX	
I449999	Totals																			XXX	XXX	

Broker Name	Beginning Cash Balance	Cumulative Cash Change	Ending Cash Balance
Total Net Cash Deposits			

(a)	Code	Description of Hedged Item

(b)	Code	Financial or Economic Impact of the Hedge at the End of the Reporting Period



SCHEDULE DB – PART D – SECTION 1
 Counterparty Exposure for Derivative Instruments Open December 31 of Current Year

1 Description of Each Counterparty to Central Clearinghouse	2 Master Agreement (Y or N)	3 Credit Support Annex (Y or N)	4 Fair Value of Acceptable Collateral	5 Book/Adjusted Carrying Value		6 Book/Adjusted Carrying Value =0	7 Exposure Net of Collateral	8 Fair Value		9 Contracts With Fair Value <0	10 Exposure Net of Collateral	11 Potential Exposure	12 Off-Balance Sheet Exposure
				Contracts With Book/Adjusted Carrying Value >0	Contracts With Book/Adjusted Carrying Value <0			Contracts With Fair Value >0	Contracts With Fair Value <0				
0999999 Gross Totals													
1. Offset per SSAP No. 64													
2. Net after right of offset per SSAP No. 64													

Not for Distribution

SCHEDULE DB – PART D – SECTION 2
Collateral for Derivative Instruments Open December 31 of Current Year

Collateral Pledged by Reporting Entity

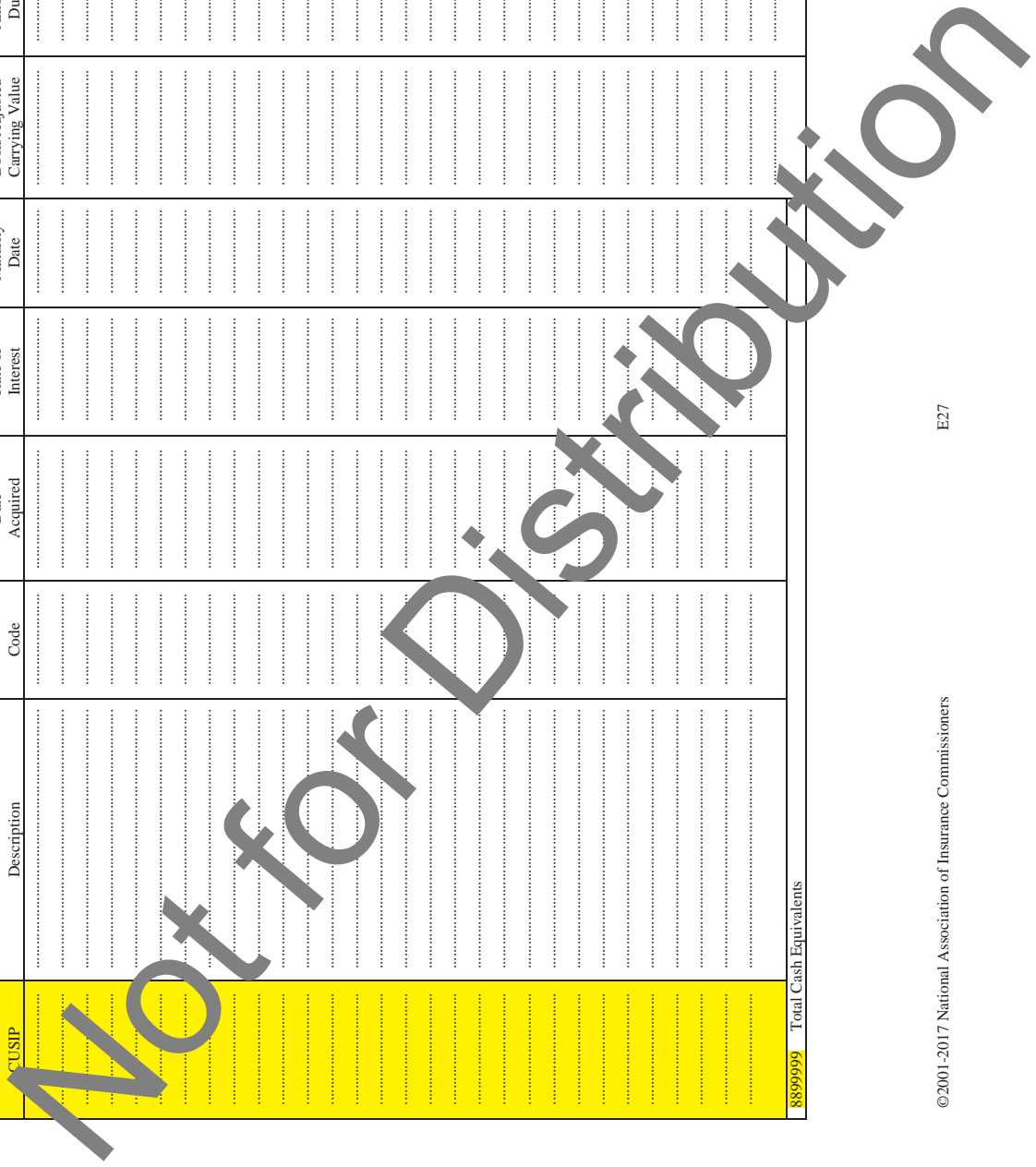
1 Exchange, Counterparty or Central Clearinghouse	2 Type of Asset Pledged	3 CUSIP Identification	4 Description	5 Fair Value	6 Par Value	7 Book/Adjusted Carrying Value	8 Maturity Date	9 Type of Margin (I, V or IV)
0199999	Total					XXX	XXX	XXX

Collateral Pledged to Reporting Entity

1 Exchange, Counterparty or Central Clearinghouse	2 Type of Asset Pledged	3 CUSIP Identification	4 Description	5 Fair Value	6 Par Value	7 Book/Adjusted Carrying Value	8 Maturity Date	9 Type of Margin (I, V or IV)
0299999	Total					XXX	XXX	XXX

SCHEDULE E – PART 2 – CASH EQUIVALENTS
 Show Investments Owned December 31 of Current Year

1	2	3	4	5	6	7	8	9
CUSIP	Description	Code	Date Acquired	Rate of Interest	Maturity Date	Book/Adjusted Carrying Value	Amount of Interest Due & Accrued	Amount Received During Year
8899999	Total Cash Equivalents							



SCHEDULE E – PART 3 – SPECIAL DEPOSITS

States, etc.	1 Type of Deposit	2 Purpose of Deposit	Deposits For the Benefit of All Policyholders		All Other Special Deposits	
			3 Book/Adjusted Carrying Value	4 Fair Value	5 Book/Adjusted Carrying Value	6 Fair Value
			1. Alabama..... AL			
2. Alaska..... AK						
3. Arizona..... AZ						
4. Arkansas..... AR						
5. California..... CA						
6. Colorado..... CO						
7. Connecticut..... CT						
8. Delaware..... DE						
9. District of Columbia..... DC						
10. Florida..... FL						
11. Georgia..... GA						
12. Hawaii..... HI						
13. Idaho..... ID						
14. Illinois..... IL						
15. Indiana..... IN						
16. Iowa..... IA						
17. Kansas..... KS						
18. Kentucky..... KY						
19. Louisiana..... LA						
20. Maine..... ME						
21. Maryland..... MD						
22. Massachusetts..... MA						
23. Michigan..... MI						
24. Minnesota..... MN						
25. Mississippi..... MS						
26. Missouri..... MO						
27. Montana..... MT						
28. Nebraska..... NE						
29. Nevada..... NV						
30. New Hampshire..... NH						
31. New Jersey..... NJ						
32. New Mexico..... NM						
33. New York..... NY						
34. North Carolina..... NC						
35. North Dakota..... ND						
36. Ohio..... OH						
37. Oklahoma..... OK						
38. Oregon..... OR						
39. Pennsylvania..... PA						
40. Rhode Island..... RI						
41. South Carolina..... SC						
42. South Dakota..... SD						
43. Tennessee..... TN						
44. Texas..... TX						
45. Utah..... UT						
46. Vermont..... VT						
47. Virginia..... VA						
48. Washington..... WA						
49. West Virginia..... WV						
50. Wisconsin..... WI						
51. Wyoming..... WY						
52. American Samoa..... AS						
53. Guam..... GU						
54. Puerto Rico..... PR						
55. US Virgin Islands..... VI						
56. Northern Mariana Island..... MP						
57. Canada..... CAN						
58. Aggregate All Other..... OT	XXX	XXX				
59. Total	XXX	XXX				
DETAILS OF WRITE-INS						
5801.....						
5802.....						
5803.....						
5898. Sum of remaining write-ins for Line 58 from above page.....	XXX	XXX				
5899. Total (Lines 5803 + 5898) (Line 58 above).....	XXX	XXX				

Not for Distribution

ALPHABETICAL INDEX

ANNUAL STATEMENT BLANK

Assets	2
Cash Flow.....	5
Exhibit of Capital Gains (Losses).....	6
Exhibit of Net Investment Income.....	6
General Interrogatories.....	7
Jurat Page	1
Liabilities, Surplus and Other Funds	3
Overflow Page for Write-ins	
Schedule A – Part 1.....	E01
Schedule A – Part 2.....	E02
Schedule A – Part 3.....	E03
Schedule A – Verification Between Years.....	SI02
Schedule B – Part 1.....	E04
Schedule B – Part 2.....	E05
Schedule B – Part 3.....	E06
Schedule B – Verification Between Years.....	SI02
Schedule BA – Part 1.....	E07
Schedule BA – Part 2.....	E08
Schedule BA – Part 3.....	E09
Schedule BA – Verification Between Years.....	SI03
Schedule D – Part 1.....	E10
Schedule D – Part 2 – Section 1.....	E11
Schedule D – Part 2 – Section 2.....	E12
Schedule D – Part 3.....	E13
Schedule D – Part 4.....	E14
Schedule D – Part 5.....	E15
Schedule D – Summary By Country.....	SI04
Schedule D – Verification Between Years.....	SI03
Schedule DA – Part 1.....	E17
Schedule DA – Verification Between Years.....	SI10
Schedule DB – Part A – Section 1.....	E18
Schedule DB – Part A – Section 2.....	E19
Schedule DB – Part A – Verification Between Years.....	SI11
Schedule DB – Part B – Section 1.....	E20
Schedule DB – Part B – Section 2.....	E21
Schedule DB – Part B – Verification Between Years.....	SI11
Schedule DB – Part C – Section 1.....	SI12
Schedule DB – Part C – Section 2.....	E22
Schedule DB – Part D – Section 2.....	E23

ANNUAL STATEMENT BLANK (Continued)

Schedule DB – Part C – Section 2	SI13
Schedule DB – Verification	SI14
Schedule DL – Part 1	E24
Schedule DL – Part 2.....	E25
Schedule E – Part 1 – Cash.....	E26
Schedule E – Part 2 – Cash Equivalents	E27
Schedule E – Part 3 – Special Deposits	E28
Schedule E – Verification Between Years	SI15
Schedule P – Part 1 – Summary.....	8
Summary of Operations.....	4

Not for Distribution

Not for Distribution




National Association of Insurance Commissioners

The National Association of Insurance Commissioners (NAIC) is the U.S. standard-setting and regulatory support organization created and governed by the chief insurance regulators from the 50 states, the District of Columbia and five U.S. territories. Through the NAIC, state insurance regulators establish standards and best practices, conduct peer review, and coordinate their regulatory oversight. NAIC staff supports these efforts and represents the collective views of state regulators domestically and internationally. NAIC members, together with the central resources of the NAIC, form the national system of state-based insurance regulation in the U.S.

For more information, visit www.naic.org.

Not for Distribution



ASB-PCA-17