



2022 ANNUAL REPORT

**INDIANA
HORSE RACING**
COMMISSION



Table of Contents



Indiana Racetracks & OTBs.....	3-4
Commissioners & Staff.....	5
Live Racing Handle at Tracks.....	6
Live Handle	
Simulcast Handle	
In-State Handle	
Wagering Handle.....	7
Distribution of the Wagering Dollar.....	8
Revenues & Fees.....	9
State Revenues	
Distribution of Breakage to Breed Development	
Advanced Deposit Wagering Fees Received or Held	
Occupational Licensing.....	10
Drug Testing.....	11
Breed Development Program Information.....	12
Program Committee Members	
Purse Distribution & Revenues	
Indiana Bred & Sired Statistics.....	13
Racino Slot Revenue Allocation.....	14
Contact Information.....	15

Indiana Racetracks & OTBs



Mailing Address

4500 Dan Patch Circle
Anderson, Indiana 46013
Telephone: 765-642-RACE (7223)
Fax: 765-683-2599

Track Stats

Grandstand Seating Capacity: 1,750
Barn Area Stall Space: 980
Length of Track: 7/8 mile, Width: 90 feet

Meet Period

March 25 - December 10, 2022
160 Standardbred race days

Off Track Betting Parlor Locations

Winner's Circle OTB

1304 Minnich Road, New Haven, Indiana
260-490-9006

Winner's Circle OTB

20 N Pennsylvania St. Ste 2, Indianapolis, Indiana
317-656-7223

Post Time

Tuesday - Saturday 6:30 p.m.

2022 Racing Calendar

March/April

S	M	T	W	TH	F	S
27	28	29	30	31	25 ₁	26 ₂
3	4	5	6	7	8	9
10	11	12	13	14	15	16
17	18	19	20	21	22	23
24	25	26	27	28	29	30

May

S	M	T	W	TH	F	S
1	2	3	4	5	6	7
8	9	10	11	12	13	14
15	16	17	18	19	20	21
22	23	24	25	26	27	28
29	30	31				

June

S	M	T	W	TH	F	S
			1	2	3	4
5	6	7	8	9	10	11
12	13	14	15	16	17	18
19	20	21	22	23	24	25
26	27	28	29	30		

July

S	M	T	W	TH	F	S
					1	2
3	4	5	6	7	8	9
10	11	12	13	14	15	16
17	18	19	20	21	22	23
24 ₃₁	25	26	27	28	29	30

August

S	M	T	W	TH	F	S
	1	2	3	4	5	6
7	8	9	10	11	12	13
14	15	16	17	18	19	20
21	22	23	24	25	26	27
28	29	30	31			

September

S	M	T	W	TH	F	S
				1	2	3
4	5	6	7	8	9	10
11	12	13	14	15	16	17
18	19	20	21	22	23	24
25	26	27	28	29	30	

October

S	M	T	W	TH	F	S
						1
2	3	4	5	6	7	8
9	10	11	12	13	14	15
16	17	18	19	20	21	22
23 ₃₀	24 ₃₁	25	26	27	28	29

November

S	M	T	W	TH	F	S
		1	2	3	4	5
6	7	8	9	10	11	12
13	14	15	16	17	18	19
20	21	22	23	24	25	26
27	28	29	30			

December

S	M	T	W	TH	F	S
				1	2	3
4	5	6	7	8	9	10
11	12	13	14	15	16	17
18	19	20	21	22	23	24
25	26	27	28	29	30	31

Indiana Racetracks & OTBs



HORSESHOE[®] INDIANAPOLIS

Mailing Address

4200 N Michigan Road
Shelbyville, Indiana 46176
Telephone: 317-421-0000
Fax: 317-421-0100

Track Stats

Grandstand Seating Capacity: 800
Barn Area Stall Space: 948
Length of Track: 1 mile, Width: 80 feet
7 furlong turf course, Width: 98 feet

Meet Period

April 19 - November 23, 2022
123 race days (mixed meet)
116 Thoroughbred & QH days; 7 QH-only days

Off Track Betting Parlor Locations

Clarksville OTB
650 Eastern Blvd., Clarksville, Indiana 47129
812-473-89106

Post Time

Mon.-Fri. - 2:30 p.m.; Sat. - 10:00 a.m. and 5:00 p.m.

2022 Racing Calendar

April

S	M	T	W	TH	F	S
					1	2
3	4	5	6	7	8	9
10	11	12	13	14	15	16
17	18	19	20	21	22	23
24	25	26	27	28	29	30

May

S	M	T	W	TH	F	S
1	2	3	4	5	6	7
8	9	10	11	12	13	14
15	16	17	18	19	20	21
22	23	24	25	26	27	28
29	30	31				

June

S	M	T	W	TH	F	S
			1	2	3	4
5	6	7	8	9	10	11
12	13	14	15	16	17	18
19	20	21	22	23	24	25
26	27	28	29	30		

July

S	M	T	W	TH	F	S
					1	2
3	4	5	6	7	8	9
10	11	12	13	14	15	16
17	18	19	20	21	22	23
24 31	25	26	27	28	29	30

August

S	M	T	W	TH	F	S
	1	2	3	4	5	6
7	8	9	10	11	12	13
14	15	16	17	18	19	20
21	22	23	24	25	26	27
28	29	30	31			

September

S	M	T	W	TH	F	S
				1	2	3
4	5	6	7	8	9	10
11	12	13	14	15	16	17
18	19	20	21	22	23	24
25	26	27	28	29	30	

October

S	M	T	W	TH	F	S
						1
2	3	4	5	6	7	8
9	10	11	12	13	14	15
16	17	18	19	20	21	22
23 30	24 31	25	26	27	28	29

November

S	M	T	W	TH	F	S
		1	2	3	4	5
6	7	8	9	10	11	12
13	14	15	16	17	18	19
20	21	22	23	24	25	26
27	28	29	30			

Indiana Horse Racing Commission



Commissioners

Philip Borst, DVM.....	Chairman
Bill Estes.....	Member
Gus Levengood.....	Member
Bill McCarty.....	Member
George Pillow.....	Member

Commission Senior Staff

Deena Pitman.....	Executive Director
Tom Linkmeyer.....	Assistant Executive Director
Wendi Samuelson-Dull.....	Chief Financial Officer
Jessica Barnes.....	Director of Racing & Breed Development
(Vacant).....	General Counsel
Matthew Eggiman.....	Deputy General Counsel
Mike Morris.....	Director of Security & Investigations
Dr. Kerry Peterson.....	Equine Medical Director
Doug Blackshear.....	Controller

Coordinating Support Staff

Joyse Banister.....	Standardbred Breed Development Coordinator
Sara Distler.....	Thoroughbred & Quarter Horse Breed Development Coordinator
Jennifer Tuttle.....	Breed Development Residency Coordinator
(Vacant).....	Communications Coordinator
(Vacant).....	Breed Development Inspector
Cheryl Raney.....	Accountant
Cindy Gordon.....	Administrative Assistant

Race Track Staff

Jeff Braham.....	Investigator
Harold (JR) Davis.....	Investigator
John McAllister.....	Investigator
Gabriel Fresquez.....	Investigator
Karla Vaughn.....	Racing Inspector/Accountant
Abi Meister.....	Horseshoe Indianapolis/Harrah's Hoosier Park Licensing Supervisor
Elizabeth Hewitt.....	Harrah's Hoosier Park Licensing Manager
Erin Hardebeck.....	Horseshoe Indianapolis Licensing Manager
Ramon Alcantara.....	Horseshoe Indianapolis Test Barn Administrator
Karen Rash, RVT.....	Harrah's Hoosier Park Test Barn Administrator

Standardbred Judges

Dave Magee.....	Presiding Judge
Tom Hope.....	Associate Judge
John Zawistowski.....	Associate Judge

Thoroughbred Stewards

Eric Smith.....	Senior State Steward
James Lages.....	Associate Steward
Trish Bowman.....	Associate Steward
Michele Dollase.....	Safety Steward

Veterinarians/Technicians

Anthony Dalessandro, DVM..	Commission Veterinarian
Stephanie Adams, RVT.....	Veterinary Technician
Yvonne Stephens, RVT.....	Veterinary Technician
Anne Tresser, RVT.....	Veterinary Technician

Live Racing Handle at Tracks

Live Handle

	Harrah's Hoosier Park (Standardbred)	Horseshoe Indianapolis (Thoroughbred)	Hoseshoe Indianapolis (Quarter Horse)
Number of Dates	160	113	229 (Races) ³
Total Handle	\$2,520,932	\$2,156,651	\$583,474
Avg. Daily Handle	\$15,756	\$19,085	NA
Avg. Per Race Handle	NA	NA	\$2,548

Total Live Handle: \$5,261,057

Simulcast Handle¹

	Export Handle	Average Daily Export Handle
Standardbred	\$103,149,217	\$644,683
Thoroughbred	\$206,784,686	\$1,829,953
Quarter Horse³	\$21,072,500	\$92,020

Total Simulcast Handle: \$331,006,403

In-State Handle²

	Harrah's Hoosier Park	Horseshoe Indianapolis	Total
Standardbred	\$3,437,591	\$19,641,749	\$23,079,340
Thoroughbred/QH	\$14,527,774	\$3,237,961	\$17,765,735
Total In-State	\$17,965,365	\$22,879,710	\$40,845,075

¹ Harrah's Hoosier Park wagered \$535,891 on Horseshoe Indianapolis' Thoroughbred and Quarter Horse simulcast signal. Horseshoe Indianapolis wagered \$376,375 on Harrah's Hoosier Park's Standardbred simulcast signal. These handle numbers are included in the "Export Handle" above by source of signal and in "In-State Handle" by location of wager.

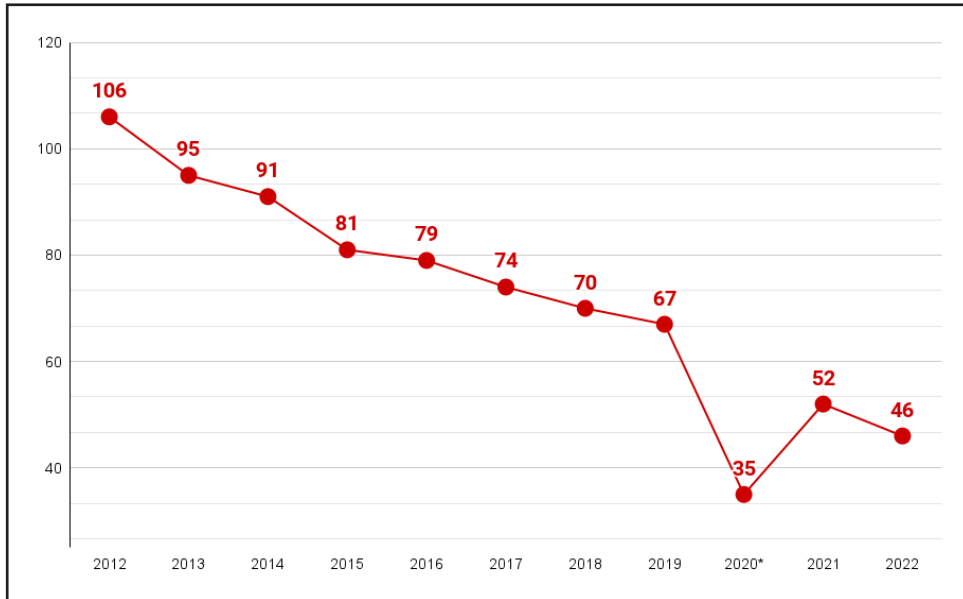
² Handle at Indiana OTB's on racing originating in-state is accounted for in "In-State Handle" source of wager (i.e. Hoosier Park's OTB handle on Hoosier Park's live racing is attributed to Hoosier Park).

³ Quarter Horse handle is calculated on a per race basis, not daily.

Wagering Handle

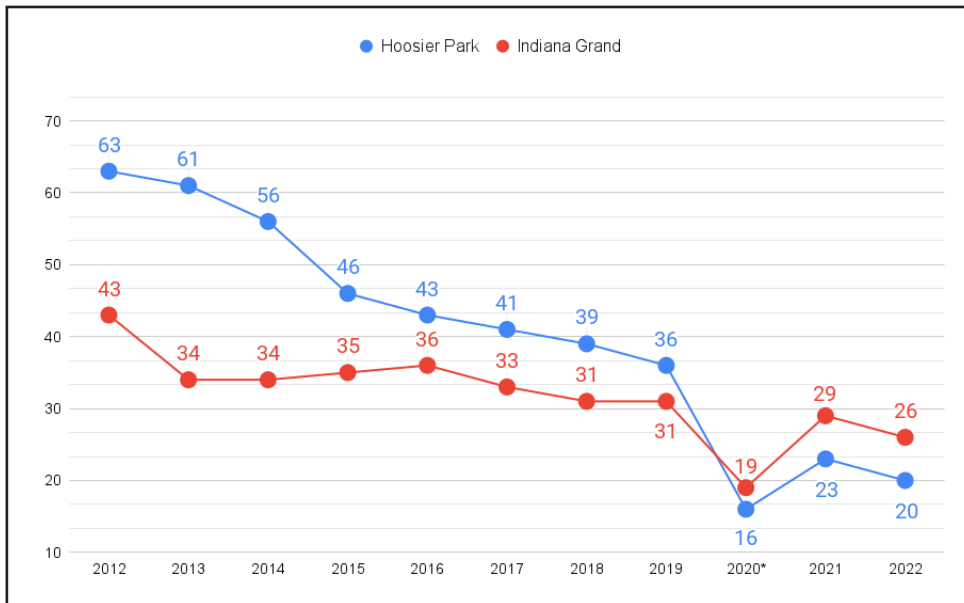
Total In-State Handle

Previous 10 years. Values are in millions of dollars.



Total Handle by Track

Previous 10 years. Values are in millions of dollars.



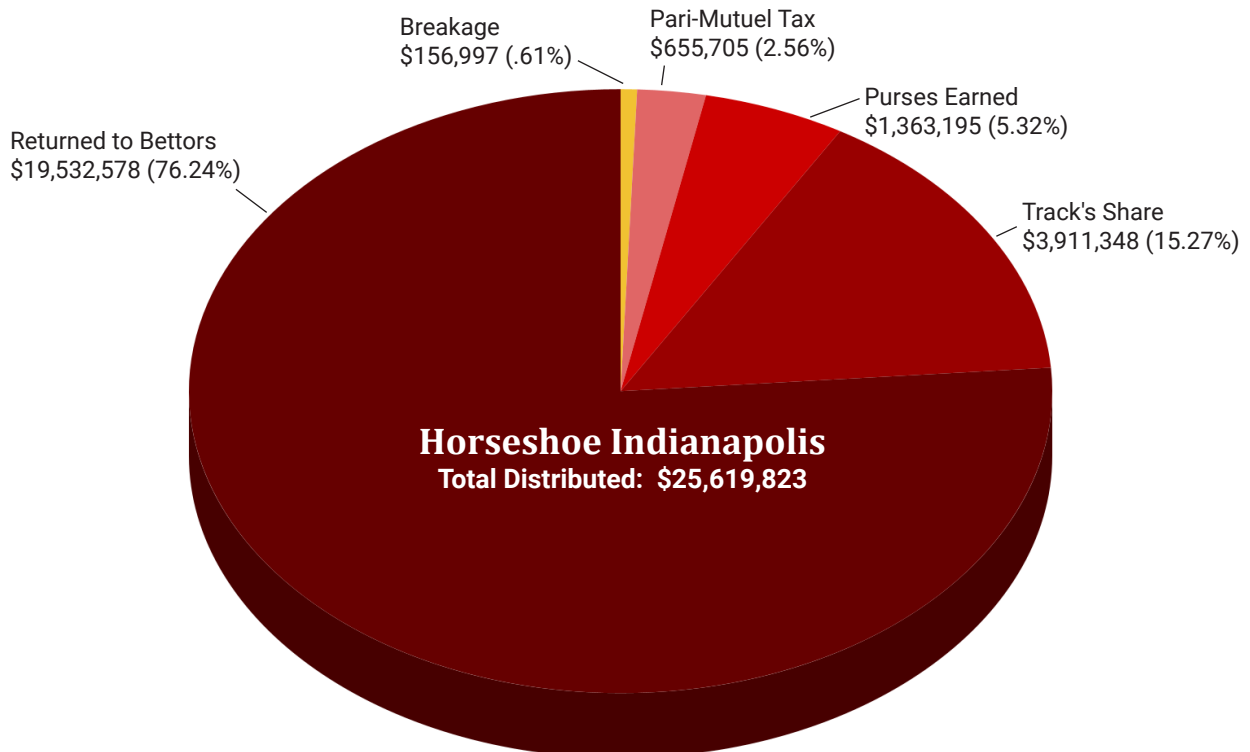
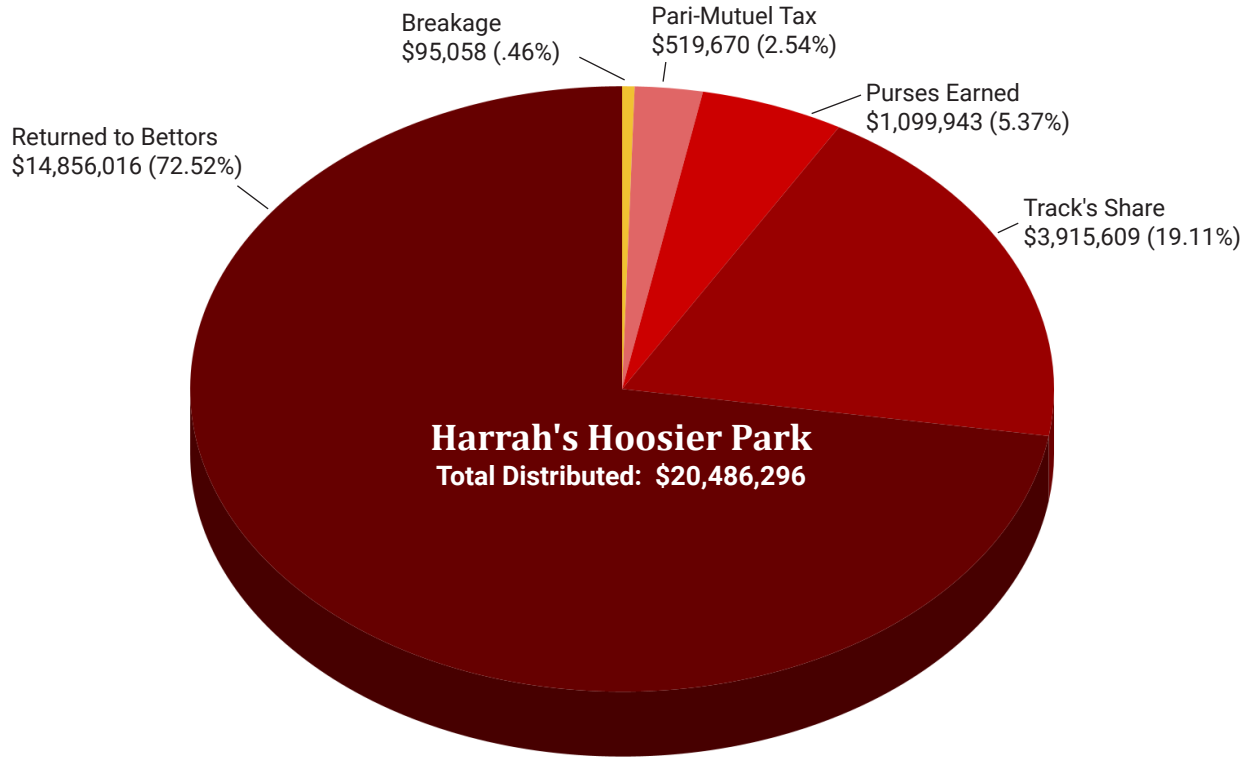
(Handle - money wagered by the betting public on pari-mutuel races within the state of Indiana.)

*Decrease in handle for year 2020 due to statewide COVID-19 racetrack closures and limited capacity reopening.

The charts above reflect the last 10 years' worth of statistics. For prior history, please visit our website at <https://www.in.gov/hrc/2335.htm>

Distribution of the Wagering Dollar

The following is a breakdown of the distribution of all money wagered at Harrah's Hoosier Park and Indiana Grand, as well as their satellite facilities:



Distribution of the Wagering Dollar

State Revenues

The following revenue is collected in accordance with pari-mutuel statute IC 4-31 and gaming statute IC 4-35. Funds noted with an asterisk are directed by statute to the state's General Fund:

	Harrah's Hoosier Park	Horseshoe Indianapolis
Pari-Mutuel Tax	\$464,698	\$584,051
.45% of Adjusted Gross Receipts	\$1,111,680	\$1,539,190
Track Reimbursement for Officials	\$480,510	\$319,969
Occupational License Fees*	\$54,460	\$299,039
Satellite Facility Tax ¹ (1/2% on OTB Handle)	\$54,972	\$71,654
Breakage ²	\$95,058	\$156,997
Fines and Civil Penalties Paid*	\$31,100	\$28,750
Outstanding Tickets ²	\$130,800	\$152,741
Track Permit and License Fees*	\$7,000	\$6,000
Total	\$2,430,278	\$3,158,391

Total State Revenues: \$5,588,669

¹ 50% to livestock industry promotion & development fund & 50% to State Fair Commission ² Breakages and Outstanding Tickets deposited into Breed Development Fund per IC 4-31-11; Breakages – the difference in rounding off of pari-mutuel payoffs; Outstanding ticket revenue is based on tickets purchased in 2021 which expired in 2022.

The IHRC's operating fund expenditures for calendar year 2022 were \$2,431,207 prior to receiving any allowable reimbursements.

Distribution of Breakage to Breed Development

	Fund 34320 Standardbred	Fund 34330 Thoroughbred	Fund 34340 Quarter Horse	Totals
Harrah's Hoosier Park	\$43,726.68	\$43,726.68	\$7,604.64	\$95,058.00
Horseshoe Indianapolis	\$72,218.62	\$72,218.62	\$12,559.76	\$156,997.00
Total	\$115,945.30	\$115,945.30	\$20,164.40	\$252,055.00
Percent	46.00%	46.00%	8.00%	

Advance Deposit Wagering (ADW) Fees Received or Held

	2020	2021	2022	Total
25% Promote Horse Racing at State & County Fairs	\$712,269	\$668,152	\$652,202	\$2,032,623
75% Promote and encourage Indiana horse owner and horse trainer participation				
Quarter Horse Association 8%	\$160,363	\$160,356	\$156,529	\$477,248
Standardbred Owners & Trainers 46%	\$922,085	\$922,049	\$900,039	\$2,744,173
Thoroughbred Owners & Trainers 36.8%	\$737,668	\$737,639	\$720,031	\$2,195,338
Thoroughbred Owners & Breeders 9.2%	\$184,417	\$184,410	\$180,008	\$548,835
Total	\$2,716,802	\$2,672,606	\$2,608,809	\$7,998,217

Payments received in calendar year 2022 - ADW handle generated November 2021 – October 2021

Occupational Licensing

Pursuant to IC 4-31-6 and 71 IAC 5-1-1, all persons participating in pari-mutuel racing under the jurisdiction of the Commission are required to be licensed. The licensing process is the backbone of the Commission's regulatory efforts. Each prospective licensee is fingerprinted.

The Federal Bureau of Investigation provides the Commission with criminal histories of all applicants. The Commission may refuse or deny the application for licensure of any person whose criminal or racing violation record is contrary to the public's best interest.

2022

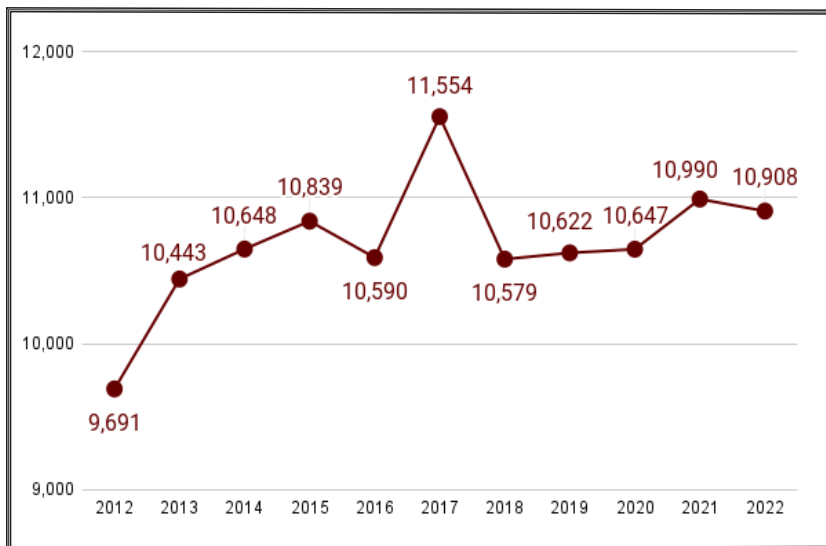
Category	Count
Owner	4,556
Stable Name	1,190
Groom	1,051
Trainer	976
Track Employee	899
Vendor Employee	277
Driver	271
Track Security	268
Jockey	158
Assistant Trainer	146
Hotwalker	144
Pari-Mutuel Clerk	121
Transporter	121
Exercise Rider	108

Category	Count
Commission Employee	101
Vendor Contractor	85
Track Management	55
Claiming	39
Farrier	39
Credential	36
Racing Official	29
Qualifying Driver	28
Jockey Agent	24
Pony Person	18
Starting Gate Crew	18
Authorized Agent	16
Veterinarian's Helper	16
ISA Employee	14

Category	Count
Valet	14
Apprentice Jockey	13
Equine Massage Therapist	12
Practicing Veterinarian	12
Farrier's Assistant	11
HBPA Employee	10
Spouse	9
Outrider	6
Equine Dentist	5
Track Veterinarian	5
Youth Camp	4
Horsemen's Bookkeeper	2
Breed Development Comm.	1

Total Licenses: 10,908

Licenses Issued Previous 10 Years



2022 License Numbers

Total	Probationary	Refused
10,908	60	8

Graph at left shows the previous 10 years' worth of licensing statistics. For prior years, please visit the Annual Report Archive section on our website at www.in.gov/hrc/2335.htm.

Drug Testing

Pari-mutuel horse racing can succeed as a legitimate major league sport only if its races are perceived by the wagering public to be honest, competitive contests, free from manipulation by man or drugs. The Commission's drug detection program is one of the nation's most comprehensive and its laboratory, one of the most respected in the racing industry.

Breed	Race Dates	Urine	Blood	Positive Tests
Standardbred	161*	2,125	3,018	12
Thoroughbred/QH	123	1,336	2,034	13
Total	*160 race dates + 1 qualifier			25

The Commission's assessed penalties for equine positives are determined based upon national industry standards set by the ARCI Uniform Classification Guidelines for Foreign Substances and Recommended Penalties Rule.

In 2022 Industrial Laboratory in Denver, Colorado, served as the Commission's primary laboratory.

The following table represents a further breakdown, by breed, of the name and types of drugs reported by the laboratory.

Violations by Breed			ARCI Drug Classification	Drug Type	Drug Class	Penalty Class
SB	TB	QH				
	1		Lidocaine	Local Anesthetic	2	B
2			Ractopamine*	Anabolic Steroid	2	A
		1	Albuterol	Bronchodilator	3	A
	2		Sotalol	Beta Blocker	3	B
	2		Testosterone*	Anabolic Steroid	3	B
1			Naproxen	Non-Steroidal Anti-inflammatory	4	C
2			Furosemide*	Diuretic	N/A	
1			Dexamethasone	Corticosteroid	4	C
1			Betamethasone	Corticosteroid	4	C
2	2		Methocarbamol	Muscle Relaxant	4	C
1			Triamcinolone acetonide	Corticosteroid	4	C
	1	3	Phenylbutazone	Non-Steroidal Anti-inflammatory	4	C
1			Flunixin meglumine	Non-Steroidal Anti-inflammatory	4	C
	1		Altrenogest	Synthetic Progestin	4	C
1			Omeprazole	Anti-ulcer	5	D
12	9	4	TOTAL			

Total: 15 drugs; 25 positive horses

(SB = Standardbred; TB = Thoroughbred; QH = Quarter Horse)

*Ractopamine - feed contaminant-penalty mitigated

*Testosterone - cryptorchid/intact males

*Furosemide - not declared as approved medication on race day or overage

Breed Development Programs

Overview

Pursuant to IC 4-31-11, breed development programs were created to promote the breeding of horses while stimulating the agri-business sector of the state's economy. The breed development programs are funded by breakage (the difference in the rounding off of pari-mutuel payoffs), outs (all uncashed tickets) and as of 2008, a percentage of the adjusted gross receipts (AGR) from slot machine wagering at racinos.

Each Breed Development Program has a three-member committee appointed by the Governor whose role is to work with IHRC staff to make recommendations to the IHRC annually regarding the format of these programs for each breed: Quarter Horse, Standardbred and Thoroughbred.

Information regarding each specific program can be found by visiting the commission website (www.in.gov/hrc). Detailed eligibility requirements for program participants, as well as program incentives are outlined there.

2022 Breed Development Committee Members

Standardbred Breed Development Advisory Committee

Scott Snyder (Chair), Rick Moore, Joe Putnam

Standardbred Advisory Board

Dwayne Rhule (Chair), Pam Cross, Tim Graber, Byron Hooley, Faron Parr
Jessica Barnes, *ExOfficio Member*

Thoroughbred Breed Development Advisory Committee

Bruce Murphy (Chair), Blaine Davidson, Tianna Richardville

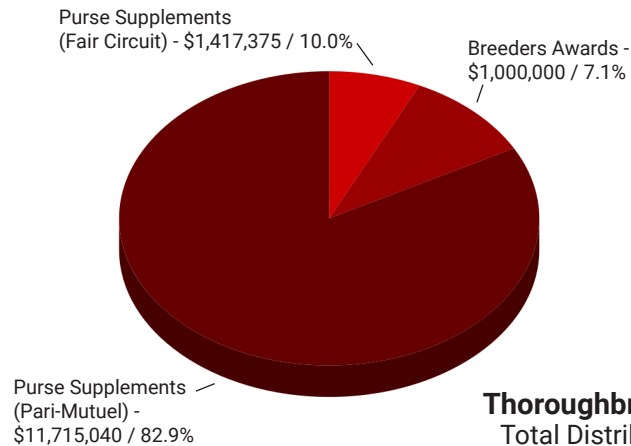
Quarter Horse Breed Development Advisory Committee

Lance Finlinson (Chair), Chris Duke, Randy Thompson

2022 Award / Purse Distributions

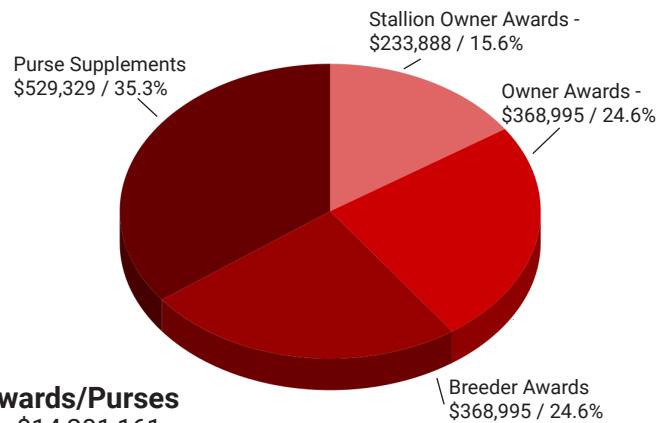
Standardbred Awards/Purses

Total Distributed: \$14,132,415



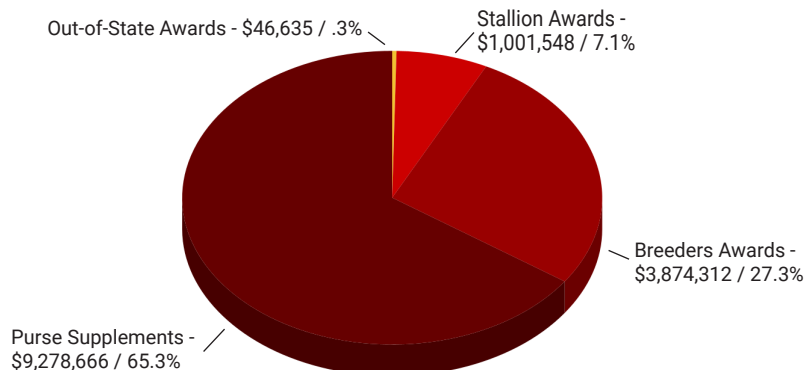
Quarter Horse Awards/Purses

Total Distributed: \$1,501,207



Thoroughbred Awards/Purses

Total Distributed: \$14,201,161



Indiana Bred & Sired Statistics

Standardbreds

Year	Mares Bred	Foals	Stallions	Residency Mares	Residency Foals
2012	2,634	1,717	147	1,939	1,304
2013	1,958	1,472	115	1,443	1,110
2014	1,764	1,087	105	1,251	856
2015	1,913	1,053	90	1,263	750
2016	2,170	1,000	100	1,434	802
2017	2,402	1,064	101	1,390	842
2018	2,412	1,423	105	1,379	839
2019	2,566	1,540	109	1,380	910
2020	2,662	1,571	97	1,379	965
2021	2,915	1,749	103	1,305	884
2022	3,768	2,383	101	1,198	805

The Standardbred program tracks the number of mares bred by Indiana stallions for the Indiana Sired program (regardless of their foaling location) as well as the number of mares residing in Indiana, bred by Indiana stallions for the Indiana Sired & Bred program.

Thoroughbreds

Year	Mares	Foals	Foals Bred	Foals Bred & Sired	Stallions
2012	1,130	727	NA	NA	130
2013	941	596	NA	NA	117
2014	660	408	408	268	100
2015	679	444	444	251	86
2016	609	394	393	181	86
2017	674	461	461	233	94
2018	617	423	413	224	95
2019	602	397	185	212	84
2020	601	384	175	209	68
2021	606	428	212	216	60
2022	607	310	154	158	61

Quarter Horses

Year	Mares	Foals Bred	Foals Bred & Sired	Stallions
2012	404	256	NA	77
2013	405	241	NA	73
2014	377	251	164	61
2015	369	248	156	63
2016	349	197	104	48
2017	346	206	138	47
2018	290	190	108	44
2019	265	156	90	44
2020	282	76	109	46
2021	301	92	105	43
2022	287	71	91	39

The Thoroughbred and Quarter Horse programs register all mares foaling in Indiana for purposes of having an Indiana bred or sired registered foal.

Racino Slot Revenue

The 2007 Indiana Legislature approved slot machine wagering at the state's two pari-mutuel racetracks in accordance with 71 IAC 4-35-7-12. Racino slot revenue began replacing riverboat revenue in June 2008. These funds are distributed to various segments of the racing industry in accordance with Commission rule IC 4-35-7-12. Detailed racino slot revenue distribution is noted in the chart below for the most recent four years.

For detailed historical information on slot revenue, visit our website at www.in.gov/hrc/2443.htm

Racino Slot Revenue Allocation

Slot Revenue	2018	2019	2020 [#]	2021	2022	Total (2018-22)
12% of AGR**	\$56,744,734	\$59,083,193	\$44,924,685	\$65,320,423	\$68,406,044	\$294,479,079
Remaining distribution after funding the Integrity Fund	\$56,594,734	\$58,933,193	\$44,774,685	\$65,170,423	\$68,256,044	\$293,729,079
EQUINE PROMOTION WELFARE (.5%) to Associations	\$282,974	\$294,665	\$223,873	\$325,852	\$341,280	\$1,468,645
ISA (46%)	\$130,168	\$135,546	\$102,982	\$149,892	\$156,989	\$675,577
HBPAI (46%)	\$130,168	\$135,546	\$102,982	\$149,892	\$156,989	\$675,577
QHRAI (8%)	\$22,638	\$23,573	\$17,910	\$26,068	\$27,302	\$117,491
BACKSIDE BENEVOLENCE (2.5%) to Associations	\$1,414,868	\$1,473,330	\$1,119,367	\$1,629,261	\$1,706,401	\$7,343,227
ISA (46%)	\$650,839	\$677,732	\$514,909	\$749,460	\$784,945	\$3,377,885
HBPAI (46%)	\$650,839	\$677,732	\$514,909	\$749,460	\$784,945	\$3,377,885
QHRAI (8%)	\$113,189	\$117,866	\$89,549	\$130,341	\$136,512	\$587,457
97% TO RACING	\$54,896,892	\$57,165,198	\$43,431,444	\$63,215,310	\$66,208,362	\$284,917,206
THOROUGHBRED (46%)	\$25,252,570	\$26,295,991	\$19,978,464	\$29,079,043	\$30,455,847	\$131,061,915
OF 46%, 55% TO FOLLOWING	\$13,888,914	\$14,462,795	\$10,988,155	\$15,993,474	\$16,750,716	\$72,084,054
TB PURSES (97%)	\$13,472,246	\$14,028,911	\$10,658,511	\$15,513,670	\$16,248,194	\$69,921,532
HBPAI (2.4%)	\$333,334	\$347,107	\$263,716	\$383,843	\$402,017	\$1,730,017
ITOBA (0.6%)	\$83,333	\$86,777	\$65,929	\$95,961	\$100,504	\$432,504
TB BREED DEVELOPMENT FUND (45%)	\$11,363,657	\$11,833,196	\$8,990,309	\$13,085,569	\$13,705,131	\$58,977,862
STANDARD BRED (46%)	\$25,252,570	\$26,295,991	\$19,978,464	\$29,079,043	\$30,455,847	\$131,061,915
(Minus State Fair Commission Funding)						
OF 46%, 50% TO FOLLOWING	\$12,126,285	\$12,647,996	\$9,489,232	\$14,039,521	\$14,727,923	\$63,030,957
SB PURSE (96.5%)	\$11,701,865	\$12,205,316	\$9,157,109	\$13,548,138	\$14,212,446	\$60,824,874
ISA (3.5%)	\$424,420	\$442,680	\$332,123	\$491,383	\$515,477	\$2,206,083
SB BREED DEVELOPMENT - 50%	\$12,126,285	\$12,647,996	\$9,489,232	\$14,039,521	\$14,727,923	\$63,030,957
QUARTER HORSE (8%)	\$4,391,751	\$4,573,217	\$3,474,516	\$5,057,225	\$5,296,669	\$22,793,378
OF 8%, 70% TO THE FOLLOWING	\$3,074,226	\$3,201,252	\$2,432,161	\$3,540,057	\$3,707,668	\$15,955,363
QH PURSES (95%)	\$2,920,515	\$3,041,189	\$2,310,553	\$3,363,054	\$3,522,285	\$15,157,596
QHRAI (5%)	\$153,711	\$160,063	\$121,608	\$177,003	\$185,383	\$797,768
QH BREED DEVELOPMENT - 30%	\$1,317,525	\$1,371,965	\$1,042,355	\$1,517,167	\$1,589,001	\$6,838,013

* AGR total above includes \$1,000,000 in State Fair Commission funding via Standardbred's 46% allotment from slots.

Decrease in AGR for 2020 due to statewide COVID-19 casino closures and limited capacity reopening.

Contact Information

Indianapolis Office

1302 N Meridian St., Suite 175
Indianapolis, IN 46202
Phone: 317-233-3119
Fax: 317-233-4470

Field Offices

Horseshoe Indianapolis
4425 N 200 W
Shelbyville, IN 46176
Phone: 317-713-3350
Fax: 317-713-3355

Harrah's Hoosier Park
3029 E 41st Street
Anderson, IN 46013
Phone: 765-609-4855
Fax: 765-683-2568

Social Media



[facebook.com/IndianaQuarterHorse](https://www.facebook.com/IndianaQuarterHorse)
[facebook.com/IndianaStandardbred](https://www.facebook.com/IndianaStandardbred)
[facebook.com/IndianaThoroughbredBreedDevelopment](https://www.facebook.com/IndianaThoroughbredBreedDevelopment)
[facebook.com/IndianaHRC](https://www.facebook.com/IndianaHRC)



[@INQuarterHorse](https://twitter.com/INQuarterHorse)
[@INStandardbred](https://twitter.com/INStandardbred)
[@INThoroughbred](https://twitter.com/INThoroughbred)



[@inhorseracing](https://www.instagram.com/inhorseracing)



<http://bit.do/IHRCYouTube>



[https://linkedin.com/company/
indianahorseracingcommission/](https://linkedin.com/company/indianahorseracingcommission/)

<http://in.gov/hrc>