



 **INDIANA
HORSE RACING**
COMMISSION

2 0 2 0 ANNUAL REPORT

Table of Contents



Indiana Racetracks & OTBs.....	3-4
Commissioners & Staff.....	5
Live Racing Handle at Tracks.....	6
Live Handle	
Simulcast Handle	
In-State Handle	
Wagering Handle.....	7
Distribution of the Wagering Dollar.....	8
State Revenues	
Advanced Deposit Wagering Fees Received or Held	
Occupational Licensing.....	9
Drug Testing.....	10
Breed Development Program Information.....	11-14
Program Committee Members.....	11
Purse Distribution & Revenues.....	11
National Program Comparisons.....	12-14
Standardbred Program.....	12
Thoroughbred Program.....	13
Quarter Horse Program.....	14
Indiana Bred & Sired Statistics.....	15
2020 Program Highlights.....	16-18
Marketing Initiatives.....	19
Racino Slot Revenue Allocation.....	20
Contact Information.....	21

Photos by Dean Gillette & Coady Photography

Indiana Racetracks & OTBs



Mailing Address

4500 Dan Patch Circle
Anderson, Indiana 46013
Telephone: 765-642-RACE (7223)
Fax: 765-683-2599

Meet Period

June 16 - November 21, 2020
(111 Standardbred race days)

Post Time

Tuesday - Saturday 6:30 p.m.

Track Stats

Grandstand Seating Capacity: 1,750
Barn Area Stall Space: 980
Length of Track: 7/8 mile, Width: 90 feet

Off Track Betting Parlor Locations

Winner's Circle OTB

1304 Minnich Road, New Haven, Indiana
260-490-9006

Winner's Circle OTB

20 N Pennsylvania St. Ste 2, Indianapolis, Indiana
317-656-7223

2020 Racing Calendar

March/April

S	M	T	W	TH	F	S
29	30	31	1	2	3	4
5	6	7	8	9	10	11
12	13	14	15	16	17	18
19	20	21	22	23	24	25
26	27	28	29	30		

May

S	M	T	W	TH	F	S
					1	2
3	4	5	6	7	8	9
10	11	12	13	14	15	16
17	18	19	20	21	22	23
24 / 31	25	26	27	28	29	30

June

S	M	T	W	TH	F	S
	1	2	3	4	5	6
7	8	9	10	11	12	13
14	15	16	17	18	19	20
21	22	23	24	25	26	27
28	29	30				

July

S	M	T	W	TH	F	S
			1	2	3	4
5	6	7	8	9	10	11
12	13	14	15	16	17	18
19	20	21	22	23	24	25
26	27	28	29	30	31	

August

S	M	T	W	TH	F	S
						1
2	3	4	5	6	7	8
9	10	11	12	13	14	15
16	17	18	19	20	21	22
23 / 30	24 / 31	25	26	27	28	29

September

S	M	T	W	TH	F	S
		1	2	3	4	5
6	7	8	9	10	11	12
13	14	15	16	17	18	19
20	21	22	23	24	25	26
27	28	29	30			

October

S	M	T	W	TH	F	S
				1	2	3
4	5	6	7	8	9	10
11	12	13	14	15	16	17
18	19	20	21	22	23	24
25	26	27	28	29	30	31

November

S	M	T	W	TH	F	S
1	2	3	4	5	6	7
8	9	10	11	12	13	14
15	16	17	18	19	20	21
22	23	24	25	26	27	28
29	30					

December

S	M	T	W	TH	F	S
		1	2	3	4	5
6	7	8	9	10	11	12
13	14	15	16	17	18	19
20	21	22	23	24	25	26
27	28	29	30	31		

Indiana Racetracks & OTBs



Mailing Address

4200 N Michigan Road
Shelbyville, Indiana 46176
Telephone: 317-421-0000
Fax: 317-421-0100

Track Stats

Grandstand Seating Capacity: 800
Barn Area Stall Space: 948
Length of Track: 1 mile, Width: 80 feet
7 furlong turf course, Width: 98 feet

Meet Period

June 15 - November 18, 2020
94 race days (mixed meet)
94 Thoroughbred & QH days; 4 QH-only days

Off Track Betting Parlor Locations

Clarksville OTB

650 Eastern Blvd., Clarksville, Indiana 47129
812-473-89106

Post Time

Weekdays - 2:05 p.m.; Saturday - 6:05 p.m.

2020 Racing Calendar

March/April

S	M	T	W	TH	F	S
29	30	31	1	2	3	4
5	6	7	8	9	10	11
12	13	14	15	16	17	18
19	20	21	22	23	24	25
29	30	31	1	2	3	4

May

S	M	T	W	TH	F	S
					1	2
3	4	5	6	7	8	9
10	11	12	13	14	15	16
17	18	19	20	21	22	23
24 / 31	25	26	27	28	29	30

June

S	M	T	W	TH	F	S
	1	2	3	4	5	6
7	8	9	10	11	12	13
14	15	16	17	18	19	20
21	22	23	24	25	26	27
28	29	30				

July

S	M	T	W	TH	F	S
			1	2	3	4
5	6	7	8	9	10	11
12	13	14	15	16	17	18
19	20	21	22	23	24	25
26	27	28	29	30	31	

August

S	M	T	W	TH	F	S
						1
2	3	4	5	6	7	8
9	10	11	12	13	14	15
16	17	18	19	20	21	22
23 / 30	24 / 31	25	26	27	28	29

September

S	M	T	W	TH	F	S
		1	2	3	4	5
6	7	8	9	10	11	12
13	14	15	16	17	18	19
20	21	22	23	24	25	26
27	28	29	30			

October

S	M	T	W	TH	F	S
				1	2	3
4	5	6	7	8	9	10
11	12	13	14	15	16	17
18	19	20	21	22	23	24
25	26	27	28	29	30	31

November

S	M	T	W	TH	F	S
1	2	3	4	5	6	7
8	9	10	11	12	13	14
15	16	17	18	19	20	21
22	23	24	25	26	27	28
29	30					

December

S	M	T	W	TH	F	S
		1	2	3	4	5
6	7	8	9	10	11	12
13	14	15	16	17	18	19
20	21	22	23	24	25	26
27	28	29	30	31		

Indiana Horse Racing Commission



Philip Borst, DVM
Chairman

Commissioners

Philip Borst, DVM.....Chairman
 Greg Schenkel.....Vice Chairman
 George Pillow.....Member
 Bill Estes.....Member
 Bill McCarty.....Member

Commission Senior Staff

Deena Pitman.....Executive Director
 Tom Linkmeyer.....Assistant Executive Director
 Wendi Samuelson-Dull.....Controller
 Jessica Barnes.....Director of Racing & Breed Development
 Noah Jackson.....General Counsel
 Mike Morris.....Director of Security & Investigations

Coordinating Support Staff

Joyse Banister.....Standardbred
 Breed Development Coordinator
 Sara Distler.....Throughbred & Quarter Horse
 Breed Development Coordinator
 Lorelei Masshardt.....Breed Development
 Residency Coordinator & Accountant
 (Vacant).....Communications Coordinator
 (Vacant).....Breed Development Accountant
 Randy Dever.....Breed Development Inspector
 Cheryl Raney.....Accountant
 (Vacant).....Administrative Assistant

Race Track Staff

(Vacant).....Investigator
 Harold (JR) Davis.....Investigator
 John Connell.....Investigator
 Gabriel Fresquez.....Investigator
 Karla Vaughn.....Racing Audit Inspector
 Abi Meister.....Licensing Supervisor
 (Vacant).....Harrah's Hoosier Park Licensing Manager
 Erin Hardebeck.....Indiana Grand Licensing Manager
 Ramon Alcantara.....Indiana Grand
 Test Barn Administrator
 Karen Rash.....Harrah's Hoosier Park
 Test Barn Administrator

Standardbred Judges

Dave Magee.....Presiding Judge
 Kevin Gumm.....Associate Judge
 Mike Hall.....Associate Judge
 Tom Hope.....Associate Judge

Thoroughbred Stewards

Dan Fick.....Senior State Steward
 James Lages.....Associate Steward
 Eric Smith.....Associate Steward

Veterinarians/Technicians

Angie Yates, DVM.....Commission Veterinarian
 Anthony Dalessandro, DVM.....Commission Veterinarian
 Stephanie Adams, RVT.....Veterinary Technician
 Yvonne Stephens, RVT.....Veterinary Technician
 Anne Tresser, RVT.....Veterinary Technician
 Janey Curran.....Laboratory Technician
 Bobbi Hazelbaker.....Laboratory Technician
 Amy Wilson.....Laboratory Technician



Live Racing Handle at Tracks

Live Handle

	Harrah's Hoosier Park (Standardbred)	Indiana Grand (Thoroughbred)	Indiana Grand (Quarter Horse)
Number of Dates	111	91	175 (Races) ³
Total Handle	\$1,678,288	\$1,333,726	\$291,381
Avg. Daily Handle	\$15,120	\$14,656	NA
Avg. Per Race Handle	NA	NA	\$1,665

Total Live Handle: \$3,303,395

Simulcast Handle¹

	Export Handle	Average Daily Export Handle
Standardbred	\$69,095,185	\$622,479
Thoroughbred	\$177,105,960	\$1,946,219
Quarter Horse³	\$19,802,264	\$113,156

Total Simulcast Handle: \$266,003,409

In-State Handle²

	Harrah's Hoosier Park	Indiana Grand	Total
Standardbred	\$3,391,781	\$2,578,592	\$5,970,373
Thoroughbred/QH	\$10,932,977	\$15,014,490	\$25,947,467
Total In-State	\$14,324,758	\$17,593,082	\$31,917,840

¹ Harrah's Hoosier Park wagered \$389,750 on Indiana Grand's Thoroughbred and Quarter Horse simulcast signal. Indiana Grand wagered \$268,695 on Harrah's Hoosier Park's Standardbred simulcast signal. These handle numbers are included in the "Export Handle" above by source of signal and in "In-State Handle" by location of wager.

² Handle at Indiana OTB's on racing originating in-state is accounted for in "In-State Handle" source of wager (i.e. Hoosier Park's OTB handle on Hoosier Park's live racing is attributed to Hoosier Park).

³ Quarter Horse handle is calculated on a per race basis, not daily. There were 4 dedicated all Quarter Horse race dates.

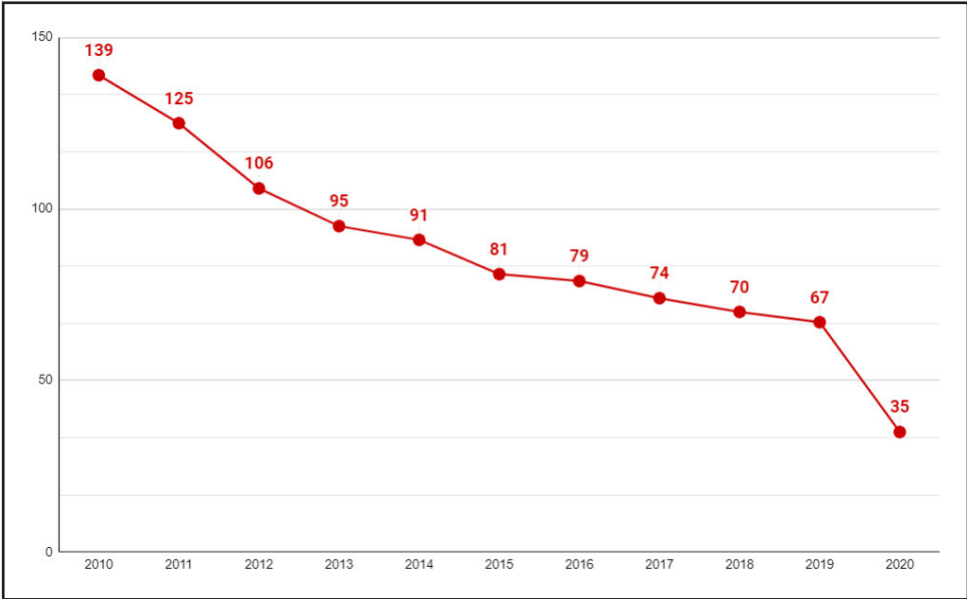
Due to statewide COVID-19 restrictions, both racetracks experienced shortened meets. The Governor issued a Stay-at-Home order on March 23, 2020. Racing was allowed to commence spectator free on June 14, 2020. On July 4, 2020, pari-mutuel and county fair racing programs were opened to spectators. All of these restrictions contributed to the reduction in 2020 handle figures.

Harrah's Hoosier Park's adjusted schedule was for 111 race days and they had no cancellations. Indiana Grand's adjusted schedule was for 96 race days (Thoroughbred & Quarter Horse combined) of which 1 day was cancelled on 10/20/2020. They also conducted 4 days that were exclusively Quarter Horse races.

Wagering Handle

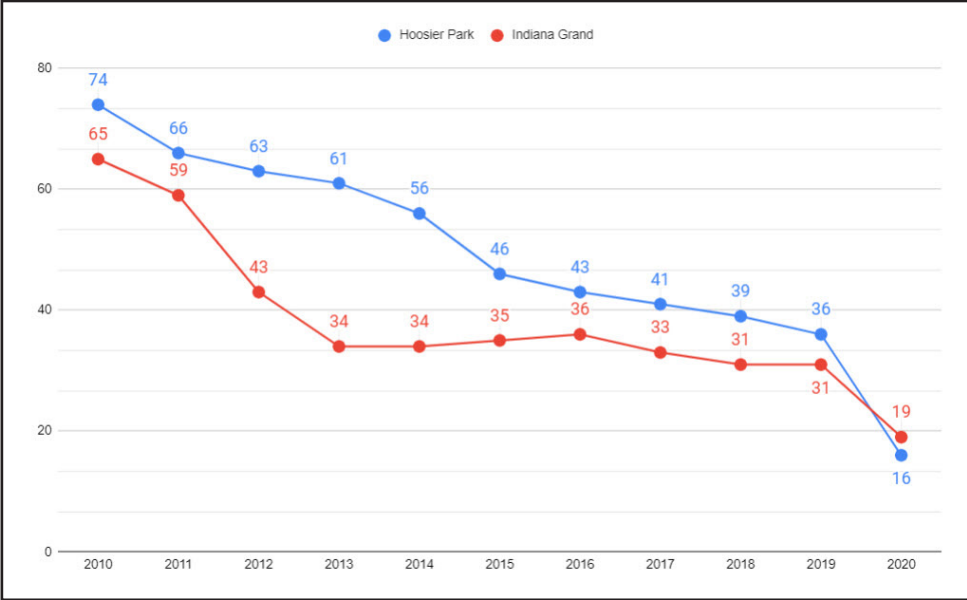
Total In-State Handle

Previous 10 years. Values are in millions of dollars.



Total Handle by Track

Previous 10 years. Values are in millions of dollars.

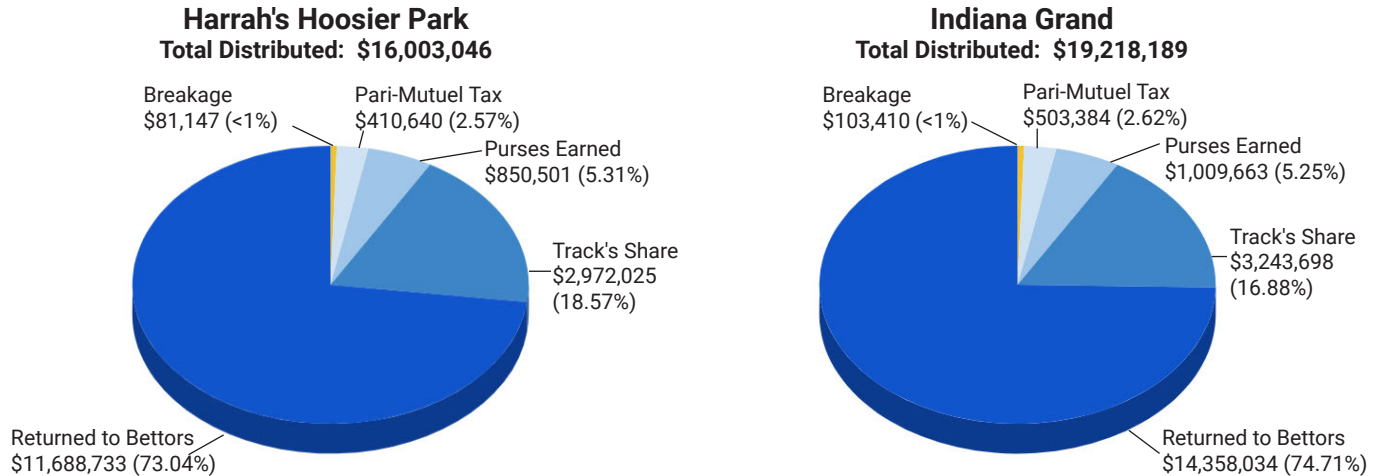


(Handle - money wagered by the betting public on pari-mutuel races within the state of Indiana.)

The charts above reflect the last 10 years' worth of statistics. For prior history, please visit our website at <https://www.in.gov/hrc/2335.htm>

Distribution of the Wagering Dollar

Please note: Handle and state revenue saw decreases due to statewide COVID-19 racetrack closures and limited capacity reopenings. The following is a breakdown of the distribution of all money wagered at Harrah's Hoosier Park and Indiana Grand, as well as their satellite facilities:



*Pari-Mutuel Tax - includes satellite facility tax.

State Revenues

The following revenue is collected in accordance with pari-mutuel statute IC 4-31 and gaming statute IC 4-35. Funds noted with an asterisk are directed by statute to the state's General Fund:

	Harrah's Hoosier Park	Indiana Grand
Pari-Mutuel Tax	\$365,351	\$443,874
.45% of Adjusted Gross Receipts	\$737,889	\$1,037,407
Track Reimbursement for Officials	\$395,808	\$271,654
Occupational License Fees*	\$51,921	\$221,349
Satellite Facility Tax ¹ (1/2% on OTB Handle)	\$45,289	\$59,510
Breakage ²	\$81,147	\$103,410
Fines and Civil Penalties Paid*	\$17,061	\$34,639
Outstanding Tickets ²	\$180,598	\$178,942
Track Permit and License Fees*	\$7,000	\$6,000
Total	\$1,882,074	\$2,356,785

Total State Revenues: \$4,238,859

¹ 50% to livestock industry promotion & development fund & 50% to State Fair Commission ² Breakages and Outstanding Tickets deposited into Breed Development Fund per IC 4-31-11; Breakages – the difference in rounding off of pari-mutuel payoffs; Outstanding ticket revenue is based on tickets purchased in 2019 which expired in 2020.

The IHRC's operating fund expenditures for calendar year 2020 were \$2,277,716 prior to receiving any allowable reimbursements.

Advance Deposit Wagering Fees Received or Held

	2019	2020	Total
25% Promote Horse Racing at State and County Fairs	\$152,071.18	\$712,268.63	\$864,339.81
75% Promote and encourage Indiana horse owner and horse trainer participation			
Quarter Horse Association 8%	\$47,078.99	\$160,362.55	\$207,441.54
Standardbred Owners & Trainers 46%	\$270,704.24	\$922,084.67	\$1,192,788.91
Thoroughbred Owners & Trainers 36.8%	\$216,563.39	\$737,667.73	\$954,231.12
Thoroughbred Owners & Breeders 9.2%	\$54,140.85	\$184,416.94	\$238,557.79

Occupational Licensing

Pursuant to IC 4-31-6 and 71 IAC 5-1-1, all persons participating in pari-mutuel racing under the jurisdiction of the Commission are required to be licensed. The licensing process is the backbone of the Commission's regulatory efforts. Each prospective licensee is fingerprinted.

The Federal Bureau of Investigation provides the Commission with criminal histories of all applicants. The Commission may refuse or deny the application for licensure of any person whose criminal or racing violation record is contrary to the public's best interest.

2020

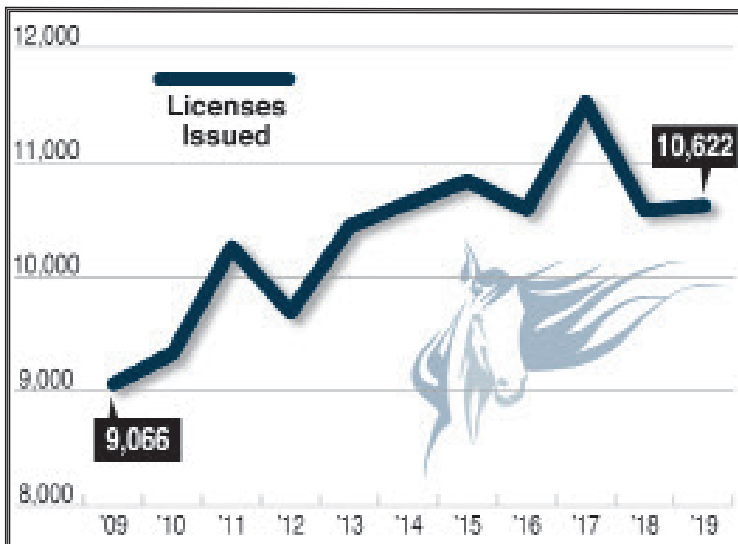
Category	Count
Owner	4,400
Groom/Hotwalker	1,305
Stable Name	1,024
Trainer	1,013
Track Employee	1,007
Track Security	323
Driver	300
Vendor Employee	274
Assistant Trainer	157
Exercise Rider	117
Jockey	103
Pari-Mutuel Clerk	103

Category	Count
Commission Employee	86
Track Management	79
Vendor Contractor	58
Farrier	30
Racing Official	30
Pony Person	24
Jockey Agent	18
Qualifying Driver	18
Veterinarian's Helper	18
Practicing Veterinarian	17
Starting Gate Crew	17
Valet	15

Category	Count
HBPA Employee	15
Apprentice Jockey	13
Transporter	12
Authorized Agent	11
Equine Massage Therapist	11
ISA Employee	11
Claiming	10
Outrider	8
Massage Helper	6
Bookkeeper	5
Farrier's Assistant	5
Track Veterinarian	4

Total Licenses: 10,647

Previous 10 Years



2020 License Numbers

Total	Probationary	Refused
10,647	48	13

This graph shows the previous 10 years' worth of statistics. For prior years, please visit the Annual Report Archive section on our website at www.in.gov/hrc/2335.htm.

Drug Testing

Pari-mutuel horse racing can succeed as a legitimate major league sport only if its races are perceived by the wagering public to be honest, competitive contests, free from manipulation by man or drugs. The Commission's drug detection program is one of the nation's most comprehensive and its laboratory, one of the most respected in the racing industry.

Breed	Race Dates	Urine	Blood	Positive Tests
Standardbred	111	1,529	1,846	16
Thoroughbred/QH	95	1,445	1,737	22
Total				38

The Commission's assessed penalties for equine positives are determined based upon national industry standards set by the ARCI Uniform Classification Guidelines for Foreign Substances and Recommended Penalties Rule.

In 2020 Industrial Laboratory in Denver, Colorado, served as the Commission's primary laboratory.

The following table represents a further breakdown, by breed, of the name and types of drugs reported by the laboratory.

Violations by Breed			ARCI Drug Classification	Drug Type	Drug Class	Penalty Class
SB	TB	QH				
	4	1	Ketoprofen	non-steroidal anti-inflammatory	4	C
	1		Phenylbutazone	non-steroidal anti-inflammatory	4	C
	1	8	Clenbuterol	bronchodilator	3	B
	1		Naproxen	non-steroidal anti-inflammatory	4	C
1			Betamethasone	corticosteroid	4	C
4	1		Dexamethasone	corticosteroid	4	C
		1	Methylaminotipyrine	analgesic	4	C
	1	2	Flunixin (Banamine)	non-steroidal anti-inflammatory	4	C
1			Triamcinolone	corticosteroid	4	C
2			Altrenogest	synthetic progestin	4	C
7	1		Carboxycannabidiol	CBD	2	B
1			Hydroxylidocaine	local anesthetic	2	B
16	10	12	TOTAL			

Total: 12 drugs; 38 positive horses

(SB = Standardbred; TB = Thoroughbred; QH = Quarter Horse)

Breed Development Programs

Overview

Pursuant to IC 4-31-11, breed development programs were created to promote the breeding of horses while stimulating the agri-business sector of the state's economy. The breed development programs are funded by breakage (the difference in the rounding off of pari-mutuel payoffs), outs (all uncashed tickets) and as of 2008, a percentage of the adjusted gross receipts (AGR) from slot machine wagering at racinos.

Each Breed Development Program has a three-member

committee appointed by the Governor whose role is to work with IHRC staff to make recommendations to the IHRC annually regarding the format of these programs for each breed: Quarter Horse, Standardbred and Thoroughbred.

Information regarding each specific program can be found by visiting the commission website (www.in.gov/hrc). Detailed eligibility requirements for program participants, as well as program incentives are outlined there.

2020 Breed Development Committee Members

Standardbred Breed Development Advisory Committee

Scott Snyder (Chair), Rick Moore, Joe Putnam

Standardbred Advisory Board

Dwayne Rhule (Chair), Pam Cross, Tim Graber, Byron Hooley, Faron Parr
Jessica Barnes, *ExOfficio Member*

Thoroughbred Breed Development Advisory Committee

Bruce Murphy (Chair), Blaine Davidson, Tianna Richardville

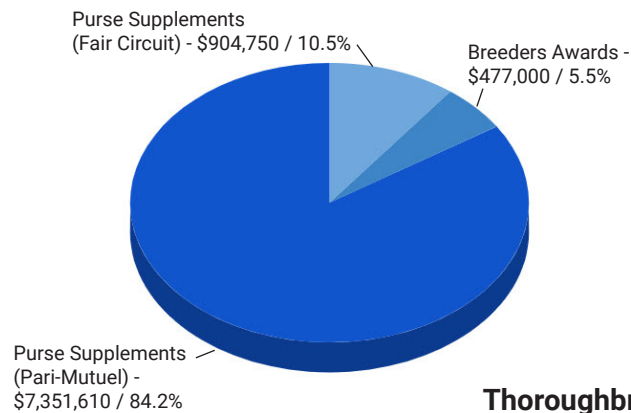
Quarter Horse Breed Development Advisory Committee

Lance Finlinson (Chair), Chris Duke, Randy Thompson

2020 Award / Purse Distributions

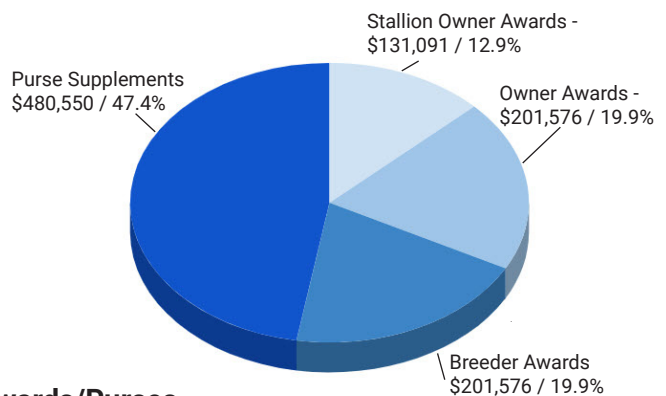
Standardbred Awards/Purses

Total Distributed: \$8,733,360



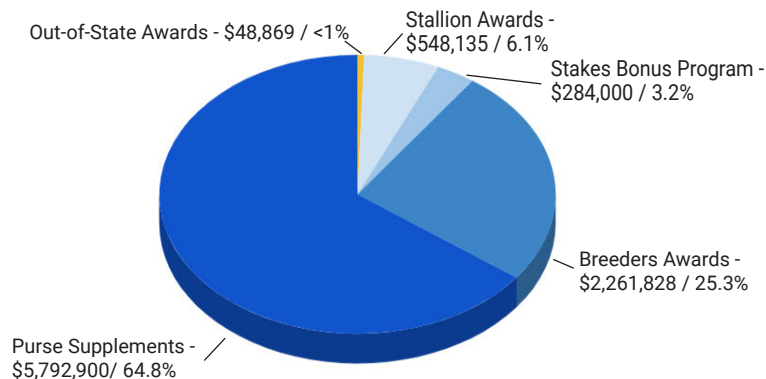
Quarter Horse Awards/Purses

Total Distributed: \$1,014,793



Thoroughbred Awards/Purses

Total Distributed: \$8,935,732



Competitive Status

The competitive status of Indiana's horse racing industry can best be determined by comparing purses offered by Indiana tracks at tracks racing the same breed nationwide with race calendars similar to Indiana's. In previous years, the Standardbred and Thoroughbred racing programs were compared regionally using only adjacent states.

Over time, Indiana's programs have grown beyond regional borders, thus the need to showcase and compare nationally. Subsequently, Indiana's racing product has been measured using a national comparison of racetracks racing 100 or more days, instead of the previously used regional method.

Using this national comparison, the average daily purse distribution is still the best indicator of competitiveness, followed by the track's total purse distribution. The average daily purse distribution is a better indicator due to the fact that a track's total purse offerings can be diluted by an overabundance of race dates. On the other hand, purse numbers can be more skewed with less race dates. Either way can show inflated, better or worse statistics than are actual.

Comparison: Indiana Standardbred Nationally

Indiana's Standardbred industry has seen an upswing in purse numbers nationally compared to other tracks with a minimum of 100 race days. As a result of the reduced number of race days due to Covid-19 closures, 2020 saw an overall reduction of \$1,278,217 in total Standardbred purses paid when compared to 2019. However, this also resulted in an increase in the average daily purse distribution - \$254,249 per day during 2020, compared to \$184,374 in 2019.

Regionally and nationally, Indiana trails just behind Ohio in number of Standardbred foals registered for both foals born in the state and sired. While there was a slight drop in foals born in Indiana between 2017 and 2018, the number of foals sired by Indiana stallions in 2019 increased by 25 percent.

Total Purse Money

Average Daily Purse Distribution

1. Harrah's Hoosier Park, IN (111)	\$28,221,670	1. Red Mile, KY (33)	\$332,149
2. Yonkers Raceway, NY (172)	\$26,014,298	2. Meadowlands, NJ (79)	\$311,781
3. Meadowlands, NJ (79)	\$24,630,704	3. Harrah's Hoosier Park, IN (111)	\$254,249
4. The Meadows, PA (156)	\$23,280,103	4. Scioto Downs, OH (81)	\$199,089
5. Northfield Park, OH (183)	\$22,139,349	5. The Downs at Mohegan Sun Pocono, PA (156)	\$181,413
6. Harrah's Philadelphia, PA (106)	\$18,091,650	6. Harrah's Philadelphia, PA (106)	\$170,675
7. Scioto Downs, OH (81)	\$16,126,216	7. Miami Valley, OH (54)	\$167,170
8. The Downs at Mohegan Sun Pocono, PA (156)	\$15,601,572	8. Dover Downs, DE (87)	\$165,206
9. Dover Downs, DE (87)	\$14,373,000	9. Yonkers Raceway, NY (172)	\$151,245
10. Red Mile, KY (33)	\$10,630,946	10. The Meadows, PA (156)	\$149,231

Notes: The number of race days at each track are indicated in parentheses. Source: United States Trotting Association (USTA)

State Bred Foals Registered in 2019*

State Bred	2016 (State Sired)	2017 (State Sired)	2018 (State Sired)	2019 (State Sired)
Ohio	1,451 (1,197)	1,622 (1,238)	1,394 (1,690)	1,448 (1,688)
Indiana	1,279 (1,000)	1,380 (1,064)	1,241 (1,423)	1,368 (1,540)
Illinois	220 (351)	183 (352)	432 (333)	460 (412)
Michigan	73 (128)	78 (148)	156 (90)	182 (128)
Kentucky	446 (25)	507 (46)	401 (41)	414 (51)

Source: United States Trotting Association (USTA)

* Due to the timing of this report, registrations are still coming in for horses foaled in 2019, so a more accurate example is to look at foals of 2018 as the most recent year.

National Top 10

Ohio	1,534
Indiana	1,476
Pennsylvania	1,250
New York	739
Illinois	584
Kentucky	342
New Jersey	216
Delaware	214
Michigan	208
Iowa	186

Competitive Status

Comparison: Indiana Thoroughbred Nationally

The Covid-19 pandemic also had significant impact on the Thoroughbred racing program in Indiana. Due to the reduced number of race days and reduced revenue from closures, the total purse money distributed declined by \$3,370,357 from the previous year. However, the average daily purse distribution showed a slight increase of \$17,502 per race day, from \$226,387 in 2019 to \$243,889 in 2020.

While the track comparisons are national, foal numbers and yearling sales results are compared regionally (Illinois, Indiana, Kentucky, Michigan, Ohio). The 2019 Indiana-bred foal crop stayed consistent, staying ninth nationally and second regionally with 405 registered foals.

Total Purse Money

Average Daily Purse Distribution

1. Gulfstream Park, FL (192)	\$73,864,650	1. Kentucky Downs, KY (6)	\$709,240
2. Churchill Downs, KY (65)	\$46,100,590	2. Saratoga Race Course, NY (40)	\$835,796
3. Santa Anita Park, CA (77)	\$41,838,385	3. Keeneland, KY (24)	\$727,954
4. Laurel Park, MD (134)	\$41,570,560	4. Churchill Downs, KY (65)	\$709,240
5. Aqueduct, NY (65)	\$35,227,674	5. Oaklawn Park, AR (57)	\$547,722
6. Belmont Park, NY (53)	\$34,785,530	6. Santa Anita Park, CA (77)	\$543,356
7. Saratoga Race Course, NY (40)	\$33,431,830	7. Aqueduct, NY (65)	\$541,964
8. Oaklawn Park, AR (57)	\$31,220,137	8. Monmouth Park, MD (44)	\$474,057
9. Parx Racing, PA (110)	\$30,464,043	9. Gulfstream Park, FL (192)	\$384,712
10. Fair Grounds, LA (73)	\$25,533,652	10. Fair Grounds, LA (73)	\$349,776
11. Indiana Grand, IN (92)	\$22,437,803	13. Indiana Grand, IN (92)	\$243,889

Notes: The number of race days at each track are indicated in parentheses. Source: BloodHorse.com / February 15, 2020

State Bred Foals Registered in 2019*

State Bred	2016	2017	2018	2019
Kentucky	8,423	8,395	8,191	8,206
Indiana	381	458	413	405
Ohio	396	397	381	389
Illinois	221	188	170	148
Michigan	58	46	30	12

Source: The Jockey Club

* Due to the timing of this report, registrations are still coming in for horses foaled in 2019, so a more accurate example is to look at 2018 as the most recent year.

National Top 10

Kentucky	7,545
California	1,391
Florida	1,310
New York	1,188
Louisiana	755
Maryland	575
Pennsylvania	651
Oklahoma	351
Indiana	342
Ohio	338

Yearlings Sold at Public Auction in 2020

State Bred	Horses Sold	Average Price	Total
Kentucky	3,888	\$82,879	\$322,235,177
Ohio	61	\$13,615	\$830,500
Indiana	98	\$7,578	\$742,600
Illinois	9	\$48,278	\$434,500
Michigan	1	\$5,000	\$5,000

Source: The Jockey Club

Competitive Status

Comparison: Indiana Quarter Horse Nationally

Indiana's Quarter Horse racing industry continues an upward trajectory, thanks to increased awareness from the breeding and racing sides of the industry. In 2019, Indiana Grand Race Course & Casino offered 12 more races over the same number of race days (120), including six days of dedicated all Quarter Horse cards. The increase in races has been steady over the last few years (188 in 2017, 196 in 2018, 208 in 2019). However, there is still some difficulty in attracting national horses with the type of unique Quarter Horse race allocation available, sharing the calendar with Thoroughbred races.

Overall purse money increased in 2019 by more than \$245,000, a 5% increase.

Total Purse Money

Average Purse Distribution Per Race

1. Remington Park, OK (474)	\$14,551,880	1. The Downs at Albuquerque, NM (119)	\$42,625
2. Ruidoso Downs, NM (362)	\$14,072,535	2. Ruidoso Downs, NM (362)	\$38,874
3. Sam Houston Racing Park, TX (399)	\$10,851,760	3. Zia Park Casino Hotel & Racetrack, NM (74)	\$34,740
4. Los Alimitos Race Course, CA (507)	\$10,483,875	4. FanDuel Sportsbook and Horse Racing, IL (4)	\$32,443
5. Delta Downs, LA (429)	\$9,667,483	5. Remington Park, OK (474)	\$30,700
6. Indiana Grand, IN (204)	\$5,508,804	6. Emerald Downs, WA (4)	\$27,387
7. The Downs at Albuquerque, NM (119)	\$5,072,402	7. Sam Houston Racing Park, TX (399)	\$27,197
8. Prairie Meadows, IA (191)	\$3,445,416	8. Indiana Grand, IN (204)	\$27,004
9. Louisiana Downs, LA (277)	\$3,141,461	9. Sunray Park, NM (85)	\$24,095
10. Lone Star Park, TX (125)	\$2,741,141	10. Canterbury Park, MN (76)	\$22,608

Notes: Horsemen's contributions are not included.
Notes: The number of races at each track are indicated in parentheses.

Source: American Quarter Horse Association (AQHA)

Foals Registered in 2020*

State Bred	2015	2016	2017	2018	2019	2020
Indiana	507	409	346	462	538	738
Michigan	68	98	81	358	418	568
Kentucky	104	106	71	432	530	664
Illinois	82	56	57	569	643	960
Ohio	41	45	42	612	691	922

Source: AQHA

**Numbers for race-bred Quarter Horse foals registered in 2018 are not available from AQHA. These are numbers from the 2017 registration period.*

Indiana Bred & Sired Statistics

Standardbreds

Year	Mares Bred	Foals	Stallions	Residency Mares	Residency Foals
2010	3,038	1,443	180	2,225	1,024
2011	3,386	1,744	154	2,109	1,168
2012	2,634	1,717	147	1,939	1,304
2013	1,958	1,472	115	1,443	1,110
2014	1,764	1,087	105	1,251	856
2015	1,913	1,053	90	1,263	750
2016	2,170	1,000	100	1,434	802
2017	2,402	1,064	101	1,390	842
2018	2,412	1,423	105	1,379	839
2019	2,566	1,540	109	1,380	910
2020	2,662	1,571	97	1,379	965

The Standardbred program tracks the number of mares bred by Indiana stallions for the Indiana Sired program (regardless of their foaling location) as well as the number of mares residing in Indiana, bred by Indiana stallions for the Indiana Sired & Bred program.

Thoroughbreds

Year	Mares	Foals	Foals Bred	Foals Bred & Sired	Stallions
2010	1,209	735	NA	NA	152
2011	961	774	NA	NA	114
2012	1,130	727	NA	NA	130
2013	941	596	NA	NA	117
2014	660	408	408	268	100
2015	679	444	444	251	86
2016	609	394	393	181	86
2017	674	461	461	233	94
2018	617	423	413	224	95
2019	602	397	185	212	84
2020	601	384	175	209	68

Quarter Horses

Year	Mares	Foals Bred	Foals Bred & Sired	Stallions
2010	298	178	NA	78
2011	264	215	NA	60
2012	404	256	NA	77
2013	405	241	NA	73
2014	377	251	164	61
2015	369	248	156	63
2016	349	197	104	48
2017	346	206	138	47
2018	290	190	108	44
2019	265	156	90	44
2020	282	176	109	46

The Thoroughbred and Quarter Horse programs register all mares foaling in Indiana for purposes of having an Indiana bred or sired registered foal.

2020 Program Highlights

The Standardbred, Thoroughbred and Quarter Horse programs had the following accomplishments in 2020:

Standardbreds

January 25 - Lynn Wilfong, Harold Barnes (posthumously), Freaky Feet Pete and Hannelore Hanover are inducted into the Indiana Standardbred Hall of Fame during the annual Standardbred Awards Banquet in downtown Indianapolis.

July 31 - Harrah's Hoosier Park announced a purse increase of approximately \$35,000 per day, effective Friday, July 31. This increase was felt throughout the entire purse structure as a result of conservative revenue projections and increased casino, ADW and export revenues.

September 10 - The first Governor's Cup Championships were held with altered plans at the Indiana State Fairgrounds, bringing the Indiana Sired Fair Circuit to a close with eight championships for two and three-year-old trotters and pacers. A total of \$160,000 was spread out over the Governor's Cup Championships with George Pillow, Indiana Horse Racing Commission member, presenting replicas of the trophy to each winner.

October 23 - A total of 360 yearlings were sold through the Hoosier Classic Yearling Sale for an average of \$19,202, a 6.5 percent increase over 2019. In all, more than \$6.9 million was accumulated during the two-day sale. The sale also produced the highest priced yearling in the state's history as Nancy Takter, agent for 3 Bros Stable purchased the JK Endofanera colt, JK's Speed, for \$240,000

November 1 - Harrah's Hoosier Park hosted the 37th edition of the Breeders Crown, presented by The Libfeld-Katz Breeding Partnership. The event was hosted in a reduced-capacity format and generated \$4,297,864 in handle over the course of the two days, a new record for the track. Also, a total of \$233,000 in sponsorships were sold for the 2020 Breeders Crown eclipsing the 2017 figure.

November 25 - The fourth annual Michiana Classic Yearling Sale is conducted at the Michiana Event Center in Shipshewana. The sale topper was a trotting filly by Swan for All named Brookview Charm, who was purchased by Nathan Yoder for \$35,000.

Thoroughbreds

March 2 - Indiana Grand announces the first condition book will reflect a purse increase. The increase is directly related to the addition of table games revenues. Record purses will also be offered for Quarter Horse racing, topping \$1.75 million, adding an additional \$350,000 to the schedule.

June 19 - Indiana Grand records its best wagering week ever in handle with a total of \$9,867,445 wagered on 35 Thoroughbred races and 10 Quarter Horse races over the first four days of racing for 2020.

October 26 - Jon Schuster, former VP and GM of racing, and Mike Smith, former executive director of IHRC, are inducted into the Indiana Horse Racing Association Hall of Fame held at Harrah's Hoosier Park.

October 28 - Indiana Grand hosts the first Indiana Champions Day featuring four stakes in excess of \$350,000 for Indiana sired and bred horses. Presented by ITOBA, the day also includes the inaugural running of the Lady Fog Horn Stakes and the Unreachable Star Stakes. Unreachable Star's connections made a \$500 donation in his honor to Friends of Ferdinand to commemorate the day. Otto Thorwarth, the jockey who played Ron Turcotte in the Disney movie "Secretariat" unveils his new book "No Ordinary Champion" and signs copies during the day. Five legislators are recognized and honored for their assistance in getting racing "back on track" following COVID-19 shutdowns earlier in the year.

October 31 - Due to COVID-19 restrictions, the ITOBA Fall Sale is moved to the Randy Smith farm. Sixty-nine horses were sold during the 1 day sale, totaling \$263,400.

2020 Program Highlights

Quarter Horses

January 4 - QHRAI and Indiana Quarter Horse Breed Development held its annual banquet to honor the top performers of 2019. Beach Treat is named Indiana-bred Quarter Horse of the Year.

June 18 - Beach Cartel wins the 11th running of the \$84,100 Born Runner Classic and moves into fifth on the list of all-time leading Indiana Quarter Horses by earnings.

June 19 - Eric Halstrom, VP and GM of Racing, announces a new format for the first all-Quarter Horse racing day July 4. The program will begin at 10 a.m. to try to capture a new audience and the signal will be the only track running in North America with full coverage on TVG.

July 20 - In a unique twist, full brothers Rock Candy Almighty and Rock the Candy Wagon competed against one another in the Jaguar Rocket Futurity Final. The three-year-old full brothers are embryo transfers and are owned by Lance and Tammy Finlinson.

August 8 - The second all-Quarter Horse day brings in another record handle with \$819,708 wagered.

October 3 - Quarter Horse Trainer Randy Smith equals his single day record of seven wins on the card, the most of any trainer for either breed in Indiana Grand history.

October 24 - Beach Blast and Shanley Jackson earn the win in the 12th running of the \$192,400 Miss Roxie Little Futurity during Quarter Horse Stakes Day. The afternoon also includes a 30-minute live broadcast of the event on WISH-TV hosted by Rachel McLaughlin and Martha Claussen. WRs Apolliticalivory, ridden by Sammy Mendez, also wins the \$121,880 QH-RAI Derby to complete 2020 with an undefeated season in five starts for trainer Randy Smith.

November 12 - HH CJ Shake and Juan Marquez win the Harley Greene Derby, the final Quarter Horse Stakes of the 2020 season.

Covid-19 Timeline

As it did with other businesses, the Covid-19 Pandemic brought challenges to the horse racing industry during 2020. For the first time the industry saw a complete shut-down of horse racing and gaming facilities in the state and across the country. The following represents the timeline of events that occurred:

March 14 - In response to the national crisis concerning COVID-19, all operations at Indiana Grand and Harrah's Hoosier Park ceased at 6 a.m. Monday, March 16 for two weeks. The barn area at both facilities closed to any additional arrivals of horses and was placed on lock down. Special security protocols for all horsemen and team members were put into place.

March 23 - Indiana Governor, Eric Holcomb, issued Executive Order 20-08 directing Hoosiers to stay at home.

March 24 - Indiana Standardbred Stakes nominations due April 15, 2020 were postponed to May 15, 2020.

March 30 - Indiana Grand and Hoosier Park announce that all operations will continue to be shut down in response to the COVID-19 pandemic. A limited staff remains on both properties for the care of horses currently stabled on the grounds. All other racino team members are placed on furlough. The Indiana Horse Racing Commission approves their own backside access COVID-19 safety protocols that include daily temperature checks on all persons entering the barn area, including working team members.

March 31 - Executive Order 20-15 issued by Indiana Governor Eric Holcomb suspends Indiana Code 4-31-5-9 & 10 and 4-31-2-10.5 which specifies the required number of live race days, and minimum and maximum number of races, including makeup races, which may occur on a given day. This order authorizes the Indiana Horse Racing Commission to approve alternate schedules and number of races on a given day for the remainder of the calendar year.

April 6 - Indiana's Stay at Home Order – Executive Order 20-18 is renewed by Governor Holcomb directing Hoosiers to remain at home.

May 1 - Governor Holcomb Issues Back on Track Indiana Roadmap to reopening Indiana.

2020 Program Highlights

Covid-19 Timeline continued

May 7 - The Indiana Horse Racing Commission reveals the planned start date of the 2020 racing season and announces a phased plan that allows horses and horsemen to begin moving onto both racetracks grounds.

May 11 - Horses currently stabled in the state of Indiana are allowed to arrive at both racetracks. Safety protocols remain in place for all individuals entering the backstretch area.

May 24 - Travel restrictions are lifted and horses originating from out of state are allowed to enter the barn area with safety protocols remaining in place.

May 28 - Indiana Horse Racing Commission conducts first Commission meeting since start of pandemic – virtually. Modified Breed Development Programs and racing schedules are approved.

June 14 - Racing resumes for the 27th season of racing at Harrah's Hoosier Park following COVID-19 shutdowns across the state. Racing is conducted without spectators until July 4. Safety protocols which include temperature check points, facial coverings and social distancing are still required for all racing personnel and all persons associated with horses racing.

June 15 - Indiana Grand begins its 18th season of Thoroughbred and Quarter Horse racing with no spectators allowed. Safety protocols which include temperature check points facial coverings and social distancing are still required for all racing personnel and all persons associated with horses racing.

July 4 - State of Indiana COVID-19 guidelines are relaxed to allow the return of spectators at the racetracks with limited capacity and safety protocols remaining in place. County fair racing is allowed to commence.

July 9 - Indiana Grand announces jockey restrictions for racing. No jockey will be allowed to come in and ride at Indiana Grand unless quarantining for 14 days prior to race day and provide a negative COVID-19 test. Jockeys currently riding at Indiana Grand are not permitted to ride at any other track. Choosing to ride elsewhere required them to go through the 14-day protocol to return to riding in Indiana.

July 24 - After being closed for more than four months, all Winner's Circle Race and Sports Book in Clarksville reopens for business at reduced capacity with all safety protocols still in place.

July 24 - Governor Holcomb issues Executive Order requiring all Indiana residents to wear face coverings when out in public.

September 5 - During an unprecedented year, the Kentucky Derby is held at Churchill Downs on this date instead of its traditional date, the first Saturday in May. With limited capacity, Indiana Grand's clubhouse sells out at 150 individuals to watch the race.

September 10 - The first Governor's Cup Championships were held with altered plans at the Indiana State Fairgrounds, bringing the Indiana Sired Fair Circuit to a close with eight championships for two and three-year-old trotters and pacers. A total of \$160,000 was spread out over the Governor's Cup Championships with George Pillow, Indiana Horse Racing Commission member, presenting replicas of the trophy to each winner.

October 30 - Hoosier Park hosted the 37th edition of the Breeders Crown with reduced capacity due to the Covid-19 pandemic restrictions.

October 31 - Due to COVID-19 restrictions, the ITOBA Fall Sale is moved to the Randy Smith farm.

Marketing: IHRC

Senate-enrolled act No. 252 amended IC 4-31-8 to charge the Commission with promotion of the Indiana horse racing industry. In 2017, the Indiana Horse Racing Commission (IHRC) introduced a new position to aid in this requirement. The Communications Coordinator position was created in an effort to grow the marketing and advertising efforts of the Commission's breed programs.

Approximately 2 percent of each breed development funds' budget is allocated each fiscal year to be utilized for these purposes. In 2017, a graphic designer was placed on contract to help create print advertisements and program materials, working closely with the Communications Coordinator.

The Indiana Horse Racing Commission's marketing campaign started out strong, with advertising efforts to recognize the Breed Development Program's outstanding leaders from the 2019 program (Quarter Horse Breed Development Program advertisement) and also program improvements that were coming for the 2020 racing season (Thoroughbred Breed Development Program advertisement for 2020 Program). However, things quickly changed when the Covid-19 pandemic hit. The scheduled marketing campaign was halted and the IHRC redirected its efforts to inform horsemen about changes made as a result of the pandemic. Race calendars were modified, and health and safety protocols were put in place at the tracks. The IHRC created the Stay Healthy graphics to help remind horsemen of the new procedures.

During October, Harrah's Hoosier Park hosted the Breeder's Crown for the second time, and although this looked quite different with many of the Covid-19 protocols in place, it was still a remarkable event.

Racino Slot Revenue

The 2007 Indiana Legislature approved slot machine wagering at the state's two pari-mutuel racetracks in accordance with 71 IAC 4-35-7-12. Racino slot revenue began replacing riverboat revenue in June 2008. These funds are distributed to various segments of the racing industry in accordance with Commission rule IC 4-35-7-12. Detailed racino slot revenue distribution is noted in the chart below for the most recent four years.

For detailed historical information on slot revenue, visit our website at www.in.gov/hrc/2443.htm

Racino Slot Revenue Allocation

Slot Revenue	2016	2017	2018	2019	2020 [#]	Total (2016-20)
12% of AGR**	\$54,729,693	\$56,252,987	\$56,744,734	\$59,083,193	\$44,924,685	\$271,735,292
Remaining distribution after funding the Integrity Fund	\$54,579,693	\$56,102,987	\$56,594,734	\$58,933,193	\$44,774,685	\$270,985,292
EQUINE PROMOTION WELFARE (.5%) to Associations	\$272,898	\$280,515	\$282,974	\$294,665	\$223,873	\$1,354,924
ISA (46%)	\$125,533	\$129,037	\$130,168	\$135,546	\$102,982	\$623,266
HBPAI (46%)	\$125,533	\$129,037	\$130,168	\$135,546	\$102,982	\$623,266
QHRAI (8%)	\$21,831	\$22,441	\$22,638	\$23,573	\$17,910	\$108,393
BACKSIDE BENEVOLENCE (2.5%) to Associations	\$1,364,492	\$1,402,574	\$1,414,868	\$1,473,330	\$1,119,367	\$6,774,629
ISA (46%)	\$627,666	\$645,184	\$650,839	\$677,732	\$514,909	\$3,116,330
HBPAI (46%)	\$627,666	\$645,184	\$650,839	\$677,732	\$514,909	\$3,116,330
QHRAI (8%)	\$109,159	\$112,206	\$113,189	\$117,866	\$89,549	\$541,969
97% TO RACING	\$52,942,303	\$54,419,898	\$54,896,892	\$57,165,198	\$43,431,444	\$262,855,733
THOROUGHBRED (46%)	\$24,353,459	\$25,033,153	\$25,252,570	\$26,295,991	\$19,978,464	\$120,913,635
OF 46%, 55% TO FOLLOWING	\$13,394,402	\$13,768,234	\$13,888,914	\$14,462,795	\$10,988,155	\$66,502,498
TB PURSES (97%)	\$12,992,570	\$13,355,187	\$13,472,246	\$14,028,911	\$10,658,511	\$64,507,425
HBPAI (2.4%)	\$321,465	\$330,438	\$333,334	\$347,107	\$263,716	\$1,596,060
ITOBA (0.6%)	\$80,366	\$82,609	\$83,333	\$86,777	\$65,929	\$399,014
TB BREED DEVELOPMENT FUND (45%)	\$10,959,056	\$11,264,919	\$11,363,657	\$11,833,196	\$8,990,309	\$54,411,137
STANDARD BRED (46%)	\$24,353,459	\$25,033,153	\$25,252,570	\$26,295,991	\$19,978,464	\$120,913,637
(Minus State Fair Commission Funding)						
OF 46%, 50% TO FOLLOWING	\$11,676,729	\$12,016,576	\$12,126,285	\$12,647,996	\$9,489,232	\$57,956,818
SB PURSE (96.5%)	\$11,268,044	\$11,595,996	\$11,701,865	\$12,205,316	\$9,157,109	\$55,928,330
ISA (3.5%)	\$408,685	\$420,580	\$424,420	\$442,680	\$332,123	\$2,028,488
SB BREED DEVELOPMENT - 50%	\$11,676,729	\$12,016,576	\$12,126,285	\$12,647,996	\$9,489,232	\$57,956,818
QUARTER HORSE (8%)	\$4,235,384	\$4,353,592	\$4,391,751	\$4,573,217	\$3,474,516	\$21,028,460
OF 8%, 70% TO THE FOLLOWING	\$2,964,768	\$3,047,514	\$3,074,226	\$3,201,252	\$2,432,161	\$14,719,922
QH PURSES (95%)	\$2,816,530	\$2,895,139	\$2,920,515	\$3,041,189	\$2,310,553	\$13,983,926
QHRAI (5%)	\$148,238	\$152,376	\$153,711	\$160,063	\$121,608	\$735,996
QH BREED DEVELOPMENT - 30%	\$1,270,615	\$1,306,078	\$1,317,525	\$1,371,965	\$1,042,355	\$6,308,538

* AGR total above includes \$1,000,000 in State Fair Commission funding via Standardbred's 46% allotment from slots.

Decrease in AGR for 2020 due to statewide COVID-19 casino closures and limited capacity reopening.



Contact Information

Indianapolis Office

1302 N Meridian St., Suite 175
Indianapolis, IN 46202
Phone: 317-233-3119
Fax: 317-233-4470

Field Offices

Harrah's Hoosier Park Racing & Casino
3029 E 41st Street
Anderson, IN 46013
Phone: 765-609-4855
Fax: 765-683-2568

Indiana Grand Racing & Casino
4425 N 200 W
Shelbyville, IN 46176
Phone: 317-713-3350
Fax: 317-713-3355

Social Media



facebook.com/IndianaQuarterHorse
facebook.com/IndianaStandardbred
facebook.com/IndianaThoroughbredBreedDevelopment
facebook.com/IndianaHRC



@INQuarterHorse
@INStandardbred
@INThoroughbred



@inhorseracing



<http://bit.do/IHRCYouTube>



<https://linkedin.com/company/indianahorseracingcommission/>

<http://in.gov/hrc>