



Annual Report 2003

www.in.gov/ihrc

**Indiana Horse Racing
Commission**



Indiana Horse Racing Commission State of Indiana

Joseph E. Kernan, Governor

www.state.in.gov/ihr

September 1, 2004

The Honorable Joseph E. Kernan
Governor of the State of Indiana
Room 206, The Statehouse
Indianapolis, IN 46204

Dear Governor Kernan,

The year 2003 was greeted with much anticipation by all stakeholders in the State's horse racing industry. For 2003 was the first year that both Hoosier Park and Indiana Downs conducted complete seasons for all racing breeds.

An Indiana record of 250 live pari-mutuel racing days were held in 2003. The increase in racing opportunities was tempered, somewhat, by a decline in daily average purse distribution. With the opening of a satellite facility in Clarksville in 2004, I am hopeful that horsemen will see a growth in purses offered at future race meets.

As in the past, the Commission continues to focus its energies on diligently regulating the pari-mutuel industry. The results of our regulatory efforts, along with statistics of interest, are highlighted in this report.

I look forward to working with my fellow commissioners to continue to maintain our strong regulatory presence. I am confident that we will continue to grow and further strengthen this unique and important industry.

I am grateful to have the opportunity to serve you, the public and all the fine people in Indiana's horse racing industry.

Respectfully submitted,

Richard Darko, Chairman
Indiana Horse Racing Commission

Table Of Contents

Commission and Staff	3
Year in Review	4
Live Racing at Tracks	5
Simulcast Handle	6
Total In-State Handle	7
Distribution of the Wagering Dollar.	8
State Revenues	8
Purses Earned by Type	9
Occupational Licensing	10
Equine Drug Testing	11
Human Drug Testing	11
Thoroughbred Breed Development Program.	12
Standardbred Breed Development Program	13
Quarter Horse Breed Development Program	14
Blood Gas Analysis Program	15
Riverboat Revenue	15
2004 Live Racing Dates Standardbred	17
2004 Live Thoroughbred Racing Dates	18

Indiana Horse Racing Commission

Commissioners

Richard Darko Chairman * (2004)
Alan Armstrong Vice-Chairman * (2007)
Janet Bozzelli Secretary * (2005)
Richard "Pete" Beck Member * (2005)
K. Clay Smith. Member * (2006)

* Term expires September 1st of year indicated.

Staff

Joe Gorajec Executive Director
Deena Pitman Assistant Executive Director
Robert Smith Director of Security
Wendi Samuelson-Dull Controller
Jessica Barnes Director of Standardbred Racing
Jacki Brown Thoroughbred & Quarter Horse Development Director
Shirley Murphy Licensing Supervisor
Pat Adams Assistant Director of Security

To further assist the Commission with its regulatory responsibilities, the following individuals provided professional or technical service at Hoosier Park and Indiana Downs during the 2003 racing season.

Standardbred Judges

Timothy Schmitz, Presiding Judge
Richard Williams, Associate Judge
Jim Curran, Associate Judge

Thoroughbred Stewards

Gary Wilfert, Senior State Steward
Mike Manganello, Associate Steward
Jim Higginbottom, Associate Steward
Richard Evans, Associate Steward
Denny Oelschlager, Associate Steward

Commission Veterinarian

David Younts, D.V.M.
Leslie Ahluwalia, D.V.M.
David Morgan, D.V.M.

Veterinary Technicians

Stephanie Adams
Claudia Shaff
Barbara Sigman

Racing Inspectors

Paul Clark
Karla Vaughn
Shelly McCracken-Rania

Advisory Committee

Standardbred Breed Development

Ernest M. Gaskin, *Chair*
Henry B. Blackwell, II
Nat Hill, IV

Thoroughbred Breed Development

Advisory Committee

Jake Frederick, *Chair*
Mari Hulman George
Jim Elliott

Standardbred Advisory Board

Jeff Henson, *Chair* Nancy Sabatini
Richard Link Randy Dever
Vic Losure/Scott Snyder Michael Thompson
Jessica Barnes, *ExOfficio Member*

Quarter Horse Breed Development

Advisory Committee

Shirley Tresner, *Chair*
James Carmichael, D.V.M.
Michael Renihan

Year in Review

On April 11th Indiana Downs holds its first day of thoroughbred racing. The 30 day mixed meet provides the thoroughbred and Quarter Horse industries a second racing venue in the state.



February

On February 3rd Indiana Downs opens its first satellite facility in Evansville.

June

On June 6th late Governor Frank O'Bannon reappoints Hank Blackwell, Ernie Gaskin and Nat Hill to the Standardbred Development Advisory Committee. The reappointments are the 3rd term for each member. Blackwell, Gaskin and Hill have led the committee since its inception in 1995. Also on June 6th Mari Hulman George and Jake Frederick are reappointed to the Thoroughbred Development Advisory Committee and Jim Elliott is appointed to a four-year term.

August

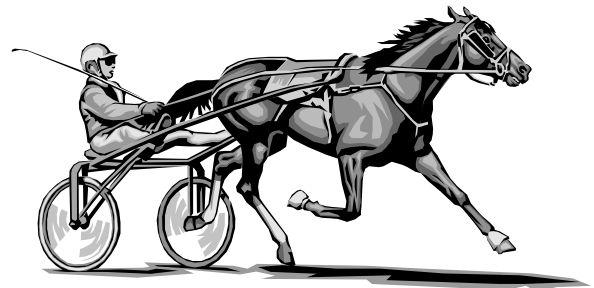
On August 20th, the Commission denies a request from Indiana Downs to amend its permit to allow for the construction of a satellite facility in Marion County.

September

On September 26th, the Commission approves Indiana Downs' second satellite facility application for a license in Clarksville.

November

On November 12th, Governor Kernan reappoints Vice-Chairman Alan Armstrong to a full four-year term.



Live Racing at Tracks

Standardbred

	Hoosier Park	Indiana Downs	Total
Number of Dates	50	100	150
Total Handle	\$2,208,264	\$3,031,640	\$5,239,904
Average Daily Handle	\$44,165	\$30,316	\$34,933

Thoroughbred

	Hoosier Park	Indiana Downs	Total
Number of Dates	70	30	100
Total Handle	\$3,786,874	\$1,608,882	\$5,395,756
Average Daily Handle	\$54,098	\$53,629	\$53,958

Quarter Horse

	Hoosier Park	Indiana Downs	Total
Number of Races	37	18	55
Total Handle	\$81,365	\$83,625	\$164,990
Average Daily Handle	\$2,199	\$4,646	\$3,000

Total Live Handle

	Hoosier Park	Indiana Downs	Total
	\$6,076,503	\$4,724,147	\$10,800,650

Simulcast Handle

Export Handle ⁽¹⁾

	Hoosier Park	Indiana Downs	Total
Thoroughbred	\$93,235,535	\$6,592,199	\$99,827,734
Standardbred	26,814,151	15,342,388	42,156,539
Quarter Horse	2,113,576	217,035	2,330,611
Total	\$122,163,262	\$22,151,622	\$144,314,884

Average Daily Export Handle

	Hoosier Park	Indiana Downs	Total
Thoroughbred	\$1,331,936	\$219,740	\$1,551,676
Standardbred	536,283	153,424	689,707
Quarter Horse	57,124	12,058	69,182
Total	\$1,925,343	\$385,222	\$2,310,565

Quarter Horse handle is reported on a per race basis.

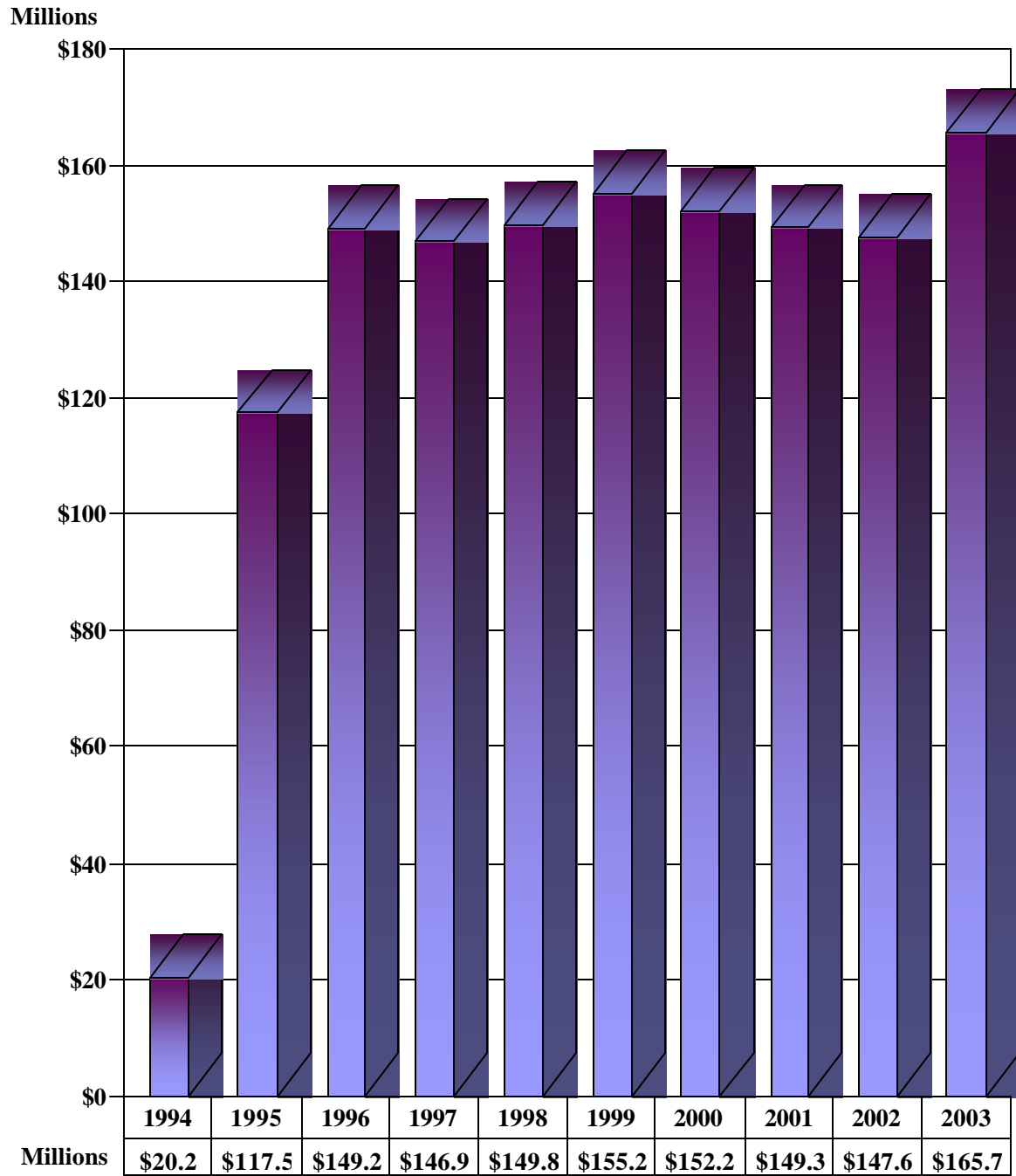
In-State Handle ⁽²⁾

	Hoosier Park	Indiana Downs	Total
Thoroughbred/Quarter Horse	\$99,313,783	\$25,726,177	\$125,039,960
Standardbred	24,450,225	5,469,153	29,919,378
Total	\$123,764,008	31,195,330	\$154,959,338

(1) Hoosier Park wagered \$2,166,922 on Indiana Downs' simulcast signal (\$1,647,383 on standardbred and \$519,609 on thoroughbred + Quarter Horse). Indiana Downs wagered \$953,440 on Hoosier Park's simulcast signal (\$675,323 on thoroughbred + Quarter Horse and \$278,117 on standardbred). These handle numbers are included in the "**Export Handle**" above by source of signal and in "**In-State Handle**" by location of wager.

(2) Handle at Indiana OTB's on racing originating in-state is accounted for in "**In-State Handle**" source of wager (i.e. Hoosier Park's OTB handle on Hoosier Park's live racing is attributed to Hoosier Park).

Total In-State Handle



Distribution of the Wagering Dollar

The following is a breakdown of the distribution of all monies wagered at both Hoosier Park and Indiana Downs and their satellite facilities:

	Hoosier Park	Indiana Downs
Returned to Bettors	\$103,273,589.02	\$28,716,805.77
Track Share	\$15,590,137.00	\$4,152,683.14
Purses Earned	\$6,674,320.64	\$1,937,698.26
Pari-Mutuel Tax	\$3,595,635.14	\$883,558.27
Breakage	\$706,829.20	\$228,731.56
Total Handle	\$129,840,511.00	\$35,919,477.00

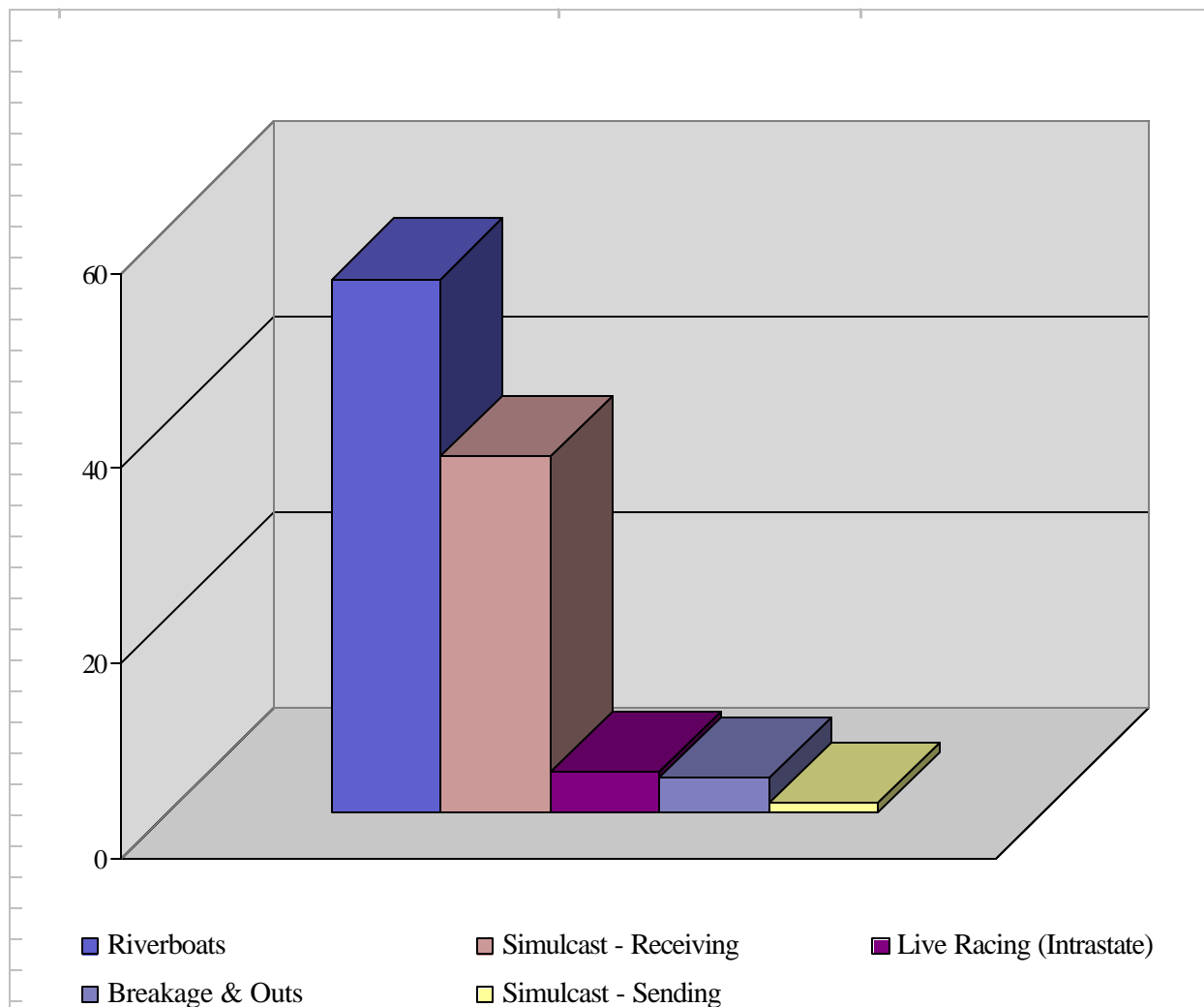
State Revenues

The following are the direct state revenues collected in accordance with the pari-mutuel statute IC 4-31:

	Hoosier Park	Indiana Downs
Pari-Mutuel Tax	\$3,595,635.14	\$883,558.27
Track Reimbursement for Officials	\$237,736.68	\$245,562.95
Occupational License Fees	\$132,164.17	\$143,177.84
Admission Tax	\$5,476.00	\$3,128.40
Fines and Civil Penalties Paid	\$20,352.00	\$15,102.00
Track Permit and License Fees	\$8,000.00	\$6,000.00
Total Revenue	\$3,999,363.99	\$1,296,529.46

The direct revenue received by the State of Indiana exceeded the cost of regulation. Indiana Horse Racing Commission operating expenditures for calendar year 2003 were \$1,882,311.60.

Purses Earned by Type



Type	Amount	%
Riverboats (*)	\$11,578,399	54.7%
Simulcast - Receiving	\$7,747,967	36.6%
Live Racing (Intrastate)	\$870,561	4.1%
Breakage & Outs (*)	\$762,705	3.6%
Simulcast - Sending	\$214,723	1.0%
Total	\$21,174,355	100%

(*) Assumes 47% of breed development funds are allocated to purses (SB 59% & TB/QH 35%).
Some amounts are estimates.

Occupational Licensing

Pursuant to IC 4-31-6 and 71 IAC 5-1-1, all persons participating in pari-mutuel racing under the jurisdiction of the Commission are required to be licensed. The licensing process is the backbone of the Commission's regulatory efforts. Each prospective licensee is fingerprinted. The Federal Bureau of Investigation (FBI) provide the Commission with criminal histories of all applicants. The Commission may refuse or deny the application for licensure of any person whose criminal or racing violation record is contrary to the public's best interest.

2003			
Category	Count	Category	Count
Owner, Standardbred	1,883	Racing Official	41
Owner, Thoroughbred	1,690	Owner/Trainer, Quarter Horse	40
Groom	1,196	Farrier	29
Track Employee	548	Track Management	26
Stable Name	436	Trainer, Quarter Horse	24
Owner/Trainer, Thoroughbred	397	Pony Rider	24
Vendor Employee	365	Gate Crew	21
Trainer, Thoroughbred	330	Jockey Agent	20
Owner/Trainer/Driver	321	Owner/Driver	19
Pari-Mutuel Clerk	257	Authorized Agent, Standardbred	19
Owner/Trainer, Standardbred	189	Asst. Trainer, Standardbred	18
Track Security	159	Apprentice Jockey	14
Trainer, Standardbred	157	Veterinarian	13
Jockey	150	Valet	13
Owner, Quarter Horse	129	Other	10
Driver/Trainer	123	Vet. Assistant	9
Asst. Trainer, Thoroughbred	91	Authorized Agent, Thoroughbred	7
Commission Staff	83	Farrier's Assistant	5
Driver	62	Asst. Trainer, Quarter Horse	3
Exercise Rider	62	Outrider	2
Vendor/Contractor	52		
Total Licenses Issued:		9037	

	1994	1995	1996	1997	1998	1999	2000	2001	2002	2003
Licenses Issued	1,922	5,269	6,292	7,152	7,806	7,877	7,808	8,191	9,365	9,037
Probationary Licenses Issued	21	54	53	68	80	70	89	113	107	160
Licenses Refused	16	10	29	26	21	2	9	16	13	9

Equine Drug Testing

Pari-mutuel horse racing can succeed as a legitimate major league sport only if its races are perceived by the wagering public to be honest, competitive contests, free from manipulation by man or drugs. With the exception of furosemide (salix) and phenylbutazone (bute), under regulatory restrictions, state law and Commission rules prohibit the presence of any drug in horses racing at a pari-mutuel track. The Commission's drug detection program is one of the nation's most comprehensive and its laboratory, one of the most respected in the racing industry.

Truesdail Laboratory in Tustin, California, serves as the primary testing laboratory for the Indiana Horse Racing Commission. Truesdail Lab has been a leader in racing chemistry and drug-related research for over 50 years. The following table indicates, by breed, the number of samples analyzed and the number of positive tests reported. In each instance, the offending horse was disqualified and placed last. In accordance with the pari-mutuel statute, all purse money earned is ordered returned and redistributed.

Breed	Race Dates	Urine	Blood	Positive Tests
Standardbred	150	1910	2417	4
Thoroughbred	100	1838	2113	15
Totals	250	3748	4530	19

The table below represents a further breakdown, by breed, of the name and types of drugs reported by the laboratory.

Number of Violations		ARCI Drug Classification	Type
Standardbred	Thoroughbred		
4	6	Bute (Overage)	non-steroidal anti-inflammatory
	1	Salix Overage	diuretic
	2	Banamine (Class 4)	analgesic
	1	Naproxen (Class 4)	analgesic
	1	Ketoprofen (Class 4)	analgesic
	1	Dexamethasone (Class 4)	corticosteroid
	1	Albuterol (Class 3)	bronchodilator
	2	Cocaine (Class 1)	local anesthetic

Human Drug Testing

Commission regulations provide that a licensee or an applicant for licensure may be required, if reasonable suspicion exists, to submit to a drug test. Commission rules require a minimum suspension of thirty (30) days for a positive test for an illegal drug.

Human Drug Testing	1994	1995	1996	1997	1998	1999	2000	2001	2002	2003
Number of Samples Tested	1	14	15	33	24	32	16	18	23	34
Number of Positive Tests	0	3	8	14	12	19	6	9	6	22

Breed Development Programs

Overview

Pursuant to IC 4-31-11, breed development funds have been established to promote the breeding of horses while stimulating the agri-business sector of the state's economy. Standardbred, thoroughbred and Quarter Horse breed development advisory committees make recommendations to the Commission regarding the distribution of these monies.

The Indiana bred program is funded by the Breed Development Fund established in the Indiana pari-mutuel statute. The Breed Development Fund consists of breakage (the difference in the rounding off of pari-mutuel payoffs), outs (all uncashed tickets), and the riverboat admissions tax allocation. The Indiana Horse Racing Commission receives 65 cents for every admission on an Indiana riverboat. Twenty (20) percent of the 65 cents goes into the Breed Development Fund. The Breed Development Fund is divided forty-eight (48) percent to the Indiana Thoroughbred Breed Development Fund and forty-eight (48) percent to the Standardbred Breed Development Fund and four (4) percent to the Quarter Horse Breed Development Fund.

Thoroughbred

The mission of the Thoroughbred Development Advisory Committee is to register thoroughbred horses for the Indiana bred program and provide incentives and awards to three important elements of the Indiana thoroughbred industry: the owner, the breeder and the stallion owner. The intent of these incentives and awards is to promote investment of capital into the Indiana economy (via thoroughbred breeding, racing and related agri-business) and maximize the positive impact to the state's economy. The incentives reward risk, and the awards reward success on the racetrack...through winning!

For foals of 1998 and the future, "Indiana bred" is defined as any thoroughbred foaled in the State of Indiana whose dam was registered with the IHRC and entered the State of Indiana by December 1 of the year prior to foaling. The mare must remain in Indiana continuously until foaling. The resulting foal will then be registered as an Indiana bred. In the event a mare entered the State of Indiana and was registered with the IHRC after December 1 of the year prior to foaling, the foal (which must be foaled in Indiana) will be eligible to be registered as an Indiana bred only if said mare was bred back to a registered Indiana stallion after foaling in Indiana.

2003 Distribution of Awards

Purse Supplements	\$ 1,359,000
Owners Awards	1,277,513
Breeders Awards	1,082,752
Stallion Owner Awards	122,558
Out-of-State Awards	<u>92,251</u>

Total \$3,934,074

Breed Development Programs

Standardbred

The Standardbred Breed Development Program continued with a lucrative program at Hoosier Park and Indiana Downs in 2003 that included a series of Late Closing events, the GENESIS Series and the Indiana Sires Stakes. Indiana Sired Late Closing events, Indiana Sires Stakes, Indiana sired overnights, GENESIS Series, and the Indiana Sired Mini Series awarded \$5,002,918 in purse money. The Breed Development program has provided an opportunity for the Indiana Sires Stakes to become one of the industry's premier programs. The Indiana Sires Stakes program reached record levels for 2003, with finals for two year olds at \$100,000, and three year old finals growing above \$115,000, and the program awarding \$2,163,999 in purses to Indiana Sired horses. The success of the Indiana Standardbred Breed Development Program during 2003 has resulted in over 6.9 million dollars paid in purses at Hoosier Park to Indiana Sired horses and premium prices received for Indiana sired yearlings at the Indiana sales. More than 1,865 broodmares were bred to registered Indiana stallions in 2003, assuring continuous growth of our State's standardbred industry.

The successful Indiana Sired Fair Circuit Program was continued for the county fairs and the Indiana State Fair. The two-tier racing system that was successfully implemented into this program during 2001 was continued, giving horses more racing options at the county fair level. The Indiana Sired Fair Circuit and Fall Classic racing programs awarded 1.3 million dollars in purses to owners of Indiana Sired horses. Through these efforts, the Standardbred Breed Development Program continues to develop and promote a fast growing and high quality Standardbred industry in the state of Indiana.

2003 Distribution of Awards

Purse supplements - Pari-Mutuel Tracks	\$2,137,275
Purse supplements - County Fairs	530,060
Purse supplements - State Fair	280,000
Purse supplements - Fall Classic	44,720
Indiana Sired & Breeder Awards	<u>613,220</u>

Total \$3,605,275

Breed Development Programs

Quarter Horse

The Indiana Quarter Horse Breed Development Committee was established in November of 1999 with the first breed development races occurring in the fall of 2000. Shirley Tresner, James Carmichael, DVM and Michael Renihan were the first to be named to the committee appointed by Governor Frank O'Bannon.

The purpose of the committee is to register Quarter Horses for the Indiana bred, foaled, and owned programs and provide incentives and awards for not only the race horse owners, but also the breeder and stallion owners. The intent of these incentives and awards is to promote investment of capital into the Indiana economy. In 2003, \$157,876 was given in purse supplements and awards at Hoosier Park and Indiana Downs.

For foals of 2002 and the future, "Indiana Bred Quarter Horse" means any duly registered Quarter Horse foaled in Indiana whose dam was registered with the commission and entered the State of Indiana by December 1 of the year prior to foaling. The mare (dam) must remain in Indiana continuously until foaling. The resulting foal will then be eligible to be registered as an Indiana bred. Additional rules apply to those mares entered and registered with the commission after December 1.

2003 Distribution of Awards

Purse Supplements	\$ 99,500
Owners Awards	36,850
Breeders Awards	18,247
Stallion Owner Awards	<u>3,279</u>
Total	\$ 157,876

2003 Breed Development Fund Revenue

Breed	Breakage	Outstanding Tickets *	Riverboat Revenue	Total
Standardbred	449,069.17	329,864.34	2,264,077.37	3,043,010.88
Thoroughbred	449,069.16	329,864.34	2,264,077.36	3,043,010.86
Quarter Horse	37,422.43	27,488.67	159,456.48	224,367.58
Total	935,560.76	687,217.35	4,687,611.21	6,310,389.32

* Outstanding ticket revenue is based on tickets purchased in 2002 which expired in 2003.

Blood Gas Analysis Program

The purpose of the Blood Gas Analysis (BGA) program is to deter and detect the practice of "bicarbonate loading" or what is known in the racing business as "milkshaking." This practice generally entails giving a horse a large quantity of an alkaline substance, usually baking soda, prior to a race. The alkaline substance neutralizes the lactic acid that is produced during exercise and, as a consequence, delays the onset of fatigue. Research has demonstrated that this practice induces some horses to race faster times. Bicarbonate loading can give a horse an unfair competitive edge and thus compromise the integrity of the sport. This practice is strictly prohibited by the rules of the Commission.

The BGA Program is operated by the Commission in a small laboratory located in the paddocks at Hoosier Park and Indiana Downs. Blood samples of selected horses are analyzed prior to the race on a state-of-the-art blood gas analysis machine. Each sample is analyzed by a certified lab technician.

Riverboat Revenue

The statute permitting riverboat gaming in Indiana earmarks sixty-five (65) cents of the three dollar admission tax to the pari-mutuel horse racing industry. These funds are distributed to various segments of the racing industry in accordance with Commission rule 71 IAC 12-2-15.

2003 Riverboat Revenue Allocation to Racing From Admission Tax (65 cents)		
Purses		\$ 9,375,222.40
Standardbred	\$4,607,882.96	
Thoroughbred	4,607,882.97	
Quarter Horse	159,456.47	
Tracks		9,375,222.39
Hoosier Park	\$5,366,848.96	
Indiana Downs	4,008,373.43	
Breed Development		4,687,611.21
Standardbred	\$2,264,077.37	
Thoroughbred	2,264,077.36	
Quarter Horse	159,456.48	
Total		\$23,438,056.00

Distribution Formula: Pursuant to 71 IAC 12-2-15, riverboat revenue is allotted 40% to purses, 40% to the tracks and 20% to breed development funds.

2004 Race Dates

2004 Standardbred Race Dates



Hoosier Park - 60 dates (March 20 - June 12)

Indiana Downs - 82 dates (July 1 - October 30)

March						
S	M	T	W	T	F	S
	1	2	3	4	5	6
7	8	9	10	11	12	13
14	15	16	17	18	19	20
21	22	23	24	25	26	27
28	29	30	31			

April						
S	M	T	W	T	F	S
* Dan Patch						
				1	2	3
4	5	6	7	8	9	10
11	12	13	14	15	16	17
18	19	20	21	22	23	24
25	26	27	28	29	30	

May						
S	M	T	W	T	F	S
* Memorial Day						1
** Hoosier Cup						
2	3	4	5	6	7	8
9	10	11	12	13	14	15
16	17	18	19	20	21	22
23	24	25	26	27	28	29
30	31					

June						
S	M	T	W	T	F	S
		1	2	3	4	5
6	7	8	9	10	11	12
13	14	15	16	17	18	19
20	21	22	23	24	25	26
27	28	29	30			

July						
S	M	T	W	T	F	S
* July 4th				1	2	3
* July 5th						
4	5	6	7	8	9	10
11	12	13	14	15	16	17
18	19	20	21	22	23	24
25	26	27	28	29	30	31

August						
S	M	T	W	T	F	S
1	2	3	4	5	6	7
8	9	10	11	12	13	14
15	16	17	18	19	20	21
22	23	24	25	26	27	28
29	30	31				

September						
S	M	T	W	T	F	S
* Labor Day		1	2	3	4	
5	* 6	7	8	9	10	11
12	13	14	15	16	17	18
19	20	21	22	23	24	25
26	27	28	29	30		

October						
S	M	T	W	T	F	S
				1	2	
3	4	5		7	8	9
10	11	12	13	14	15	16
17	18	19	20	21	22	23
24	25	26	27	28	29	30
31						

Post Times

Hoosier Park

Wednesday - Sunday . . . 6:45 p.m.

Indiana Downs

Wednesday - Saturday . . . 6:55 p.m.

Sunday 12:55 p.m.

Hoosier Park Dates

Indiana Downs Dates

* Denotes Holiday or Special Race Event
Note: Post times may differ.

2004 Flat Racing Race Dates

(Flat Racing denotes Thoroughbred and Quarter Horse race dates)



Indiana Downs - 48 dates (April 16 - June 20)

Hoosier Park - 60 dates (September 2 - November 21)

April						
S	M	T	W	T	F	S
				1	2	3
4	5	6	7	8	9	10
11	12	13	14	15	16	17
18	19	20	21	22	23	24
25	26	27	28	29	30	

May						
S	M	T	W	T	F	S
* Memorial Day						
						1
2	3	4	5	6	7	8
9	10	11	12	13	14	15
16	17	18	19	20	21	22
23	24	25	26	27	28	29
30	*31					

June						
S	M	T	W	T	F	S
		1	2	3	4	5
6	7	8	9	10	11	12
13	14	15	16	17	18	19
20	21	22	23	24	25	26
27	28	29	30			

September						
S	M	T	W	T	F	S
* Labor Day						
		1	2	3	4	
5	*6	7	8	9	10	11
12	13	14	15	16	17	18
19	20	21	22	23	24	25
26	27	28	29	30		

October						
S	M	T	W	T	F	S
* Indiana Derby Day (TBA)						
					1	2
3	4	5	6	7	8	9
10	11	12	13	14	15	16
17	18	19	20	21	22	23
24	25	26	27	28	29	30
31						

November						
S	M	T	W	T	F	S
	1	2	3	4	5	6
7	8	9	10	11	12	13
14	15	16	17	18	19	20
21	22	23	24	25	26	27
28	29	30				

Post Times

Indiana Downs - Wednesday - Saturday - 6:55 p.m.
Sundays & Holidays* - 12:55 p.m.

Hoosier Park - Wednesday - Sunday - 6:10 p.m.

● **Indiana Downs Dates**

■ **Hoosier Park Dates**

* Denotes Holiday or Special Race Event - Note: post times may differ.

Indianapolis Office

**Indiana Horse Racing Commission
ISTA Center, Suite 530
150 W. Market St.
Indianapolis, IN 46204
Phone: (317) 233-3119
Fax: (317) 233-4470**

www.in.gov/ihr

Field Offices

**Indiana Horse Racing Commission
c/o Hoosier Park
4500 Dan Patch Circle
Anderson, IN 46013
Phone: (765) 683-2565
Fax: (765) 683-2568**

**Indiana Horse Racing Commission
c/o Indiana Downs
4425 N 200 W
Shelbyville, IN 46176
(317)-713-3350
(317)-713-3355**