


INDIANA WIC BREASTFEEDING DATA

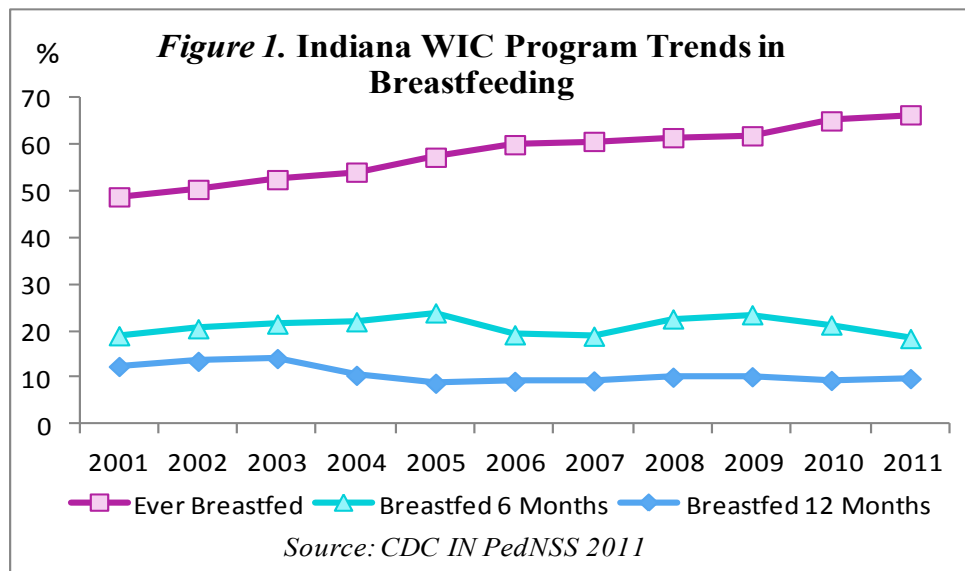


Loving  support[®]
makes breastfeeding work

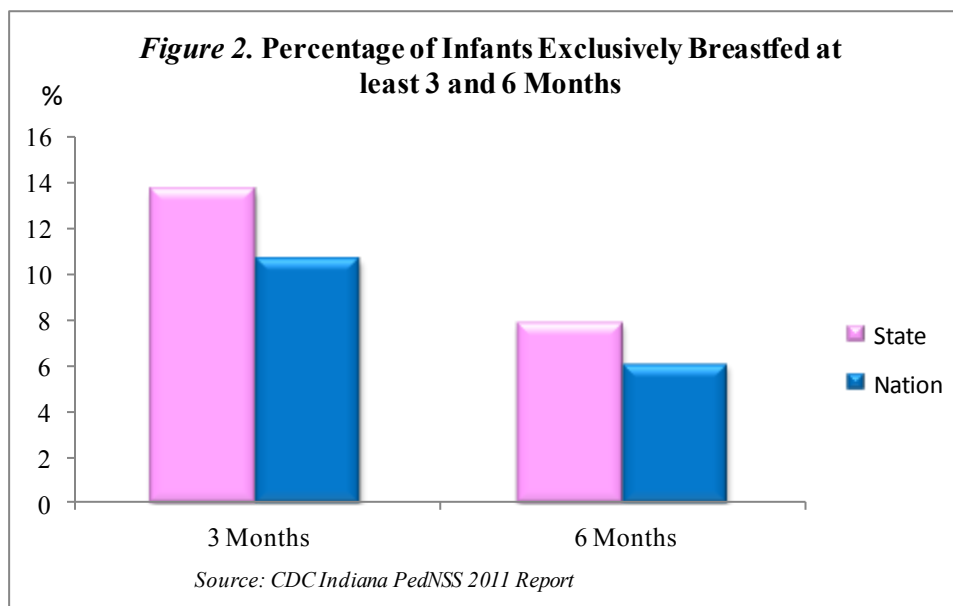
IN WIC Breastfeeding Data

The health, nutritional, immunologic, economic, and emotional advantages of breastfeeding to mother and baby are well recognized. In 2011, 66.4% of infants on the Indiana WIC Program were ever breastfed, 18.4% were breastfed for at least 6 months, and 9.8% were breastfed for at least 12 months. The *Healthy People 2020* objective to increase the proportion of children ever breastfed to 81.9%, of children breastfed at 6 months to 60.6%, and at 12 months to 34.1% continues to be the goal achieved in the Indiana WIC population.

The breastfeeding initiation rates have increased steadily over the last decade (Figure 1). Prevalence of breastfeeding ever increased from 50.4% in 2002 to 66.4% in 2011.

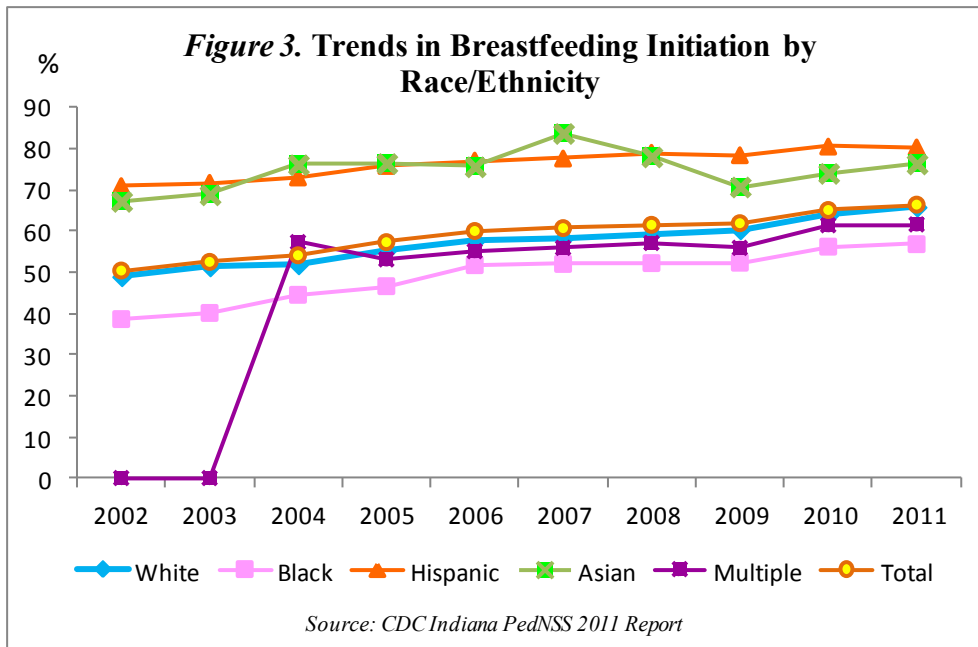


The prevalence of exclusive breastfeeding among infants on the Indiana WIC Program for 3 and 6 months were 13.7% and 7.9% accordingly (Figure 2).

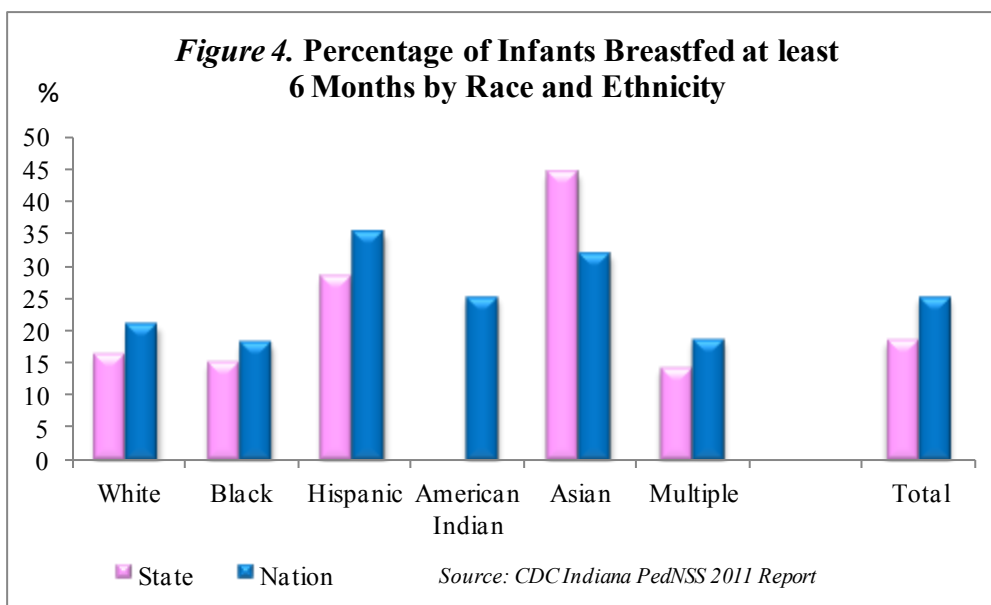


IN WIC Breastfeeding by Race/Ethnicity

The improved breastfeeding initiation rates are evident among all racial and ethnic groups (Figure 3). Although black infants still have the lowest breastfeeding initiation rate (56.8% in 2011), this prevalence has increased by more than 18% since 1993, when the rate was 38.6%. In 2011, Hispanic infants had the highest prevalence of breastfeeding ever (80.3%).



Breastfeeding at least 6 months in 2011 was the most prevalent among Asian (44.3%) and Hispanic (28.3%) infants (Figure 4).



IN WIC Breastfeeding Initiation

Table 1 below outlines the prevalence of ever breastfed infants by selected characteristics of their mothers. The likelihood of ever breastfeeding increased with age with the highest prevalence rate among women at age 39 and older. The breastfeeding initiation rates tend to be higher among higher educated mothers. The highest rate was among women with 18+ years of education. Prevalence of breastfeeding was lower among women who were underweight prior to their pregnancies. More women who did not smoke during pregnancy initiated breastfeeding (70.5%) versus those who smoked (54.3%). Women with anemia during pregnancy were less likely to initiate breastfeeding (60.9% vs. 68.7%). Finally, the earlier the women were enrolled in WIC during the pregnancy the higher the likelihood of breastfeeding initiation. The prevalence of breastfeeding was the highest among women who enrolled in WIC during their first trimester (69.1%).

Table 1. Prevalence of Breastfeeding Initiation among Infants Born in 2011 by Selected Maternal Characteristics.

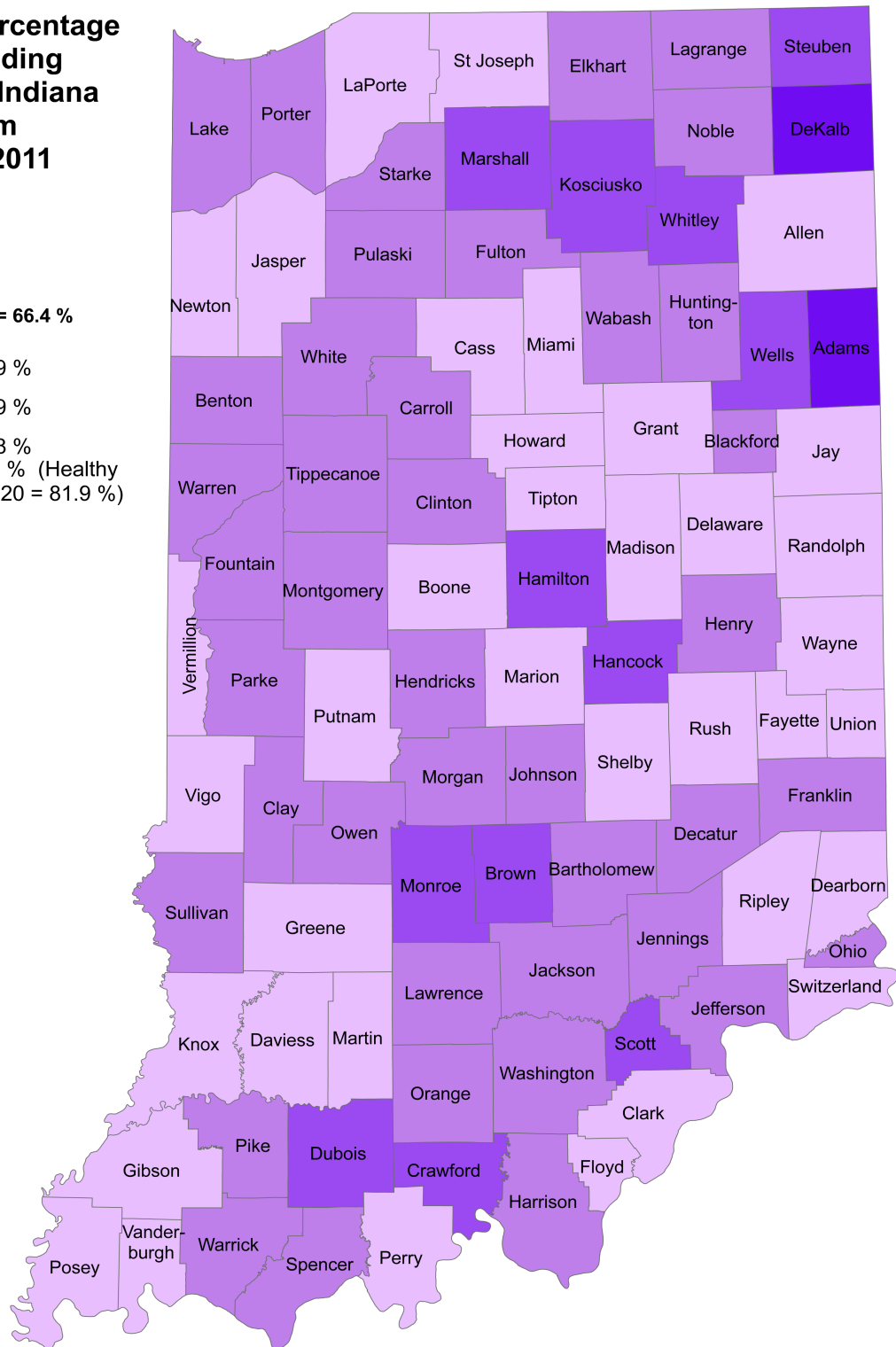

		PREVALENCE OF EVER BREASTFED
Maternal Age	<15 years	44.3%
	15-19 years	65.1%
	20-29 years	67.1%
	30-39 years	71.3%
	39+ years	71.6%
Maternal Education	<9 years	67.7%
	9-12 years	65.4%
	13-15 years	63.0%
	16-17 years	73.5%
	18+ years	76.6%
Maternal Pre-pregnancy BMI	Underweight	63.7%
	Normal Weight	68.6%
	Overweight	69.3%
	Obese	67.0%
Smoking During Pregnancy	No	70.5%
	Yes	54.3%
Household Smoking During Pregnancy	No	70.3%
	Yes	60.5%
Anemia During Pregnancy	No	68.7%
	Yes	60.9%
WIC Enrollment	1st Trimester	69.1%
	2nd Trimester	67.6%
	3rd Trimester	65.4%
	Postpartum	64.1%

Source: Indiana State Department of Health, WIC Division

IN WIC Breastfeeding Initiation by County

Figure 5. Percentage of Breastfeeding Initiation in Indiana WIC Program by County, 2011

State Percentage = 66.4 %



Source: Indiana State Department of Health, Maternal & Child Health Epidemiology Division [June 7, 2012]
Original Data: Indiana State Department of Health, WIC Division

This institution is an equal opportunity provider.