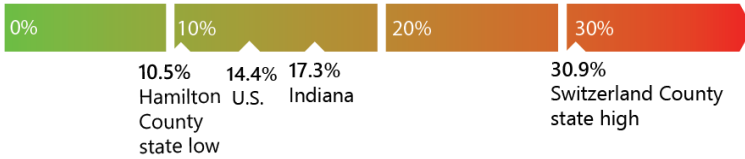


# The state of tobacco control Hendricks County

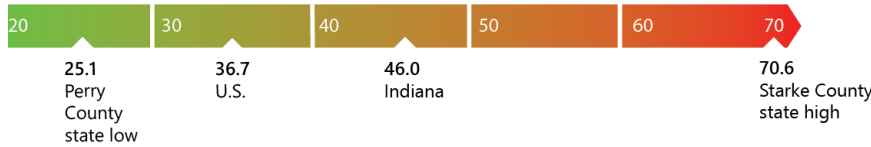
There is no tobacco control grant in Hendricks County for 2023-2025.

## Tobacco and Health in

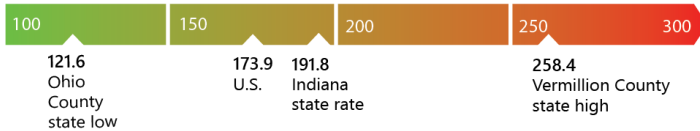
 **Percent of adults who smoke** **14.5%**



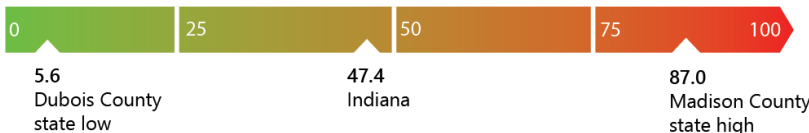
 **Lung cancer deaths** **43.2**  
per 100,000 residents



 **Heart disease deaths** **161.5**  
per 100,000 residents



 **Asthma related emergency room visits** **15.3**  
per 10,000 residents



**Total Population**  
**174,788**

White: 141092  
Black: 13521  
Hispanic: 8056  
Asian: 5693  
Other\*: 3288

## Smoking and Pregnancy

**Births affected by smoking** **80**  
*low birth weight, SIDS, reduced lung function*

Percent of pregnant women who smoke:

Indiana: **9.8%**

Hendricks County: **4.2%**

## Smoking deaths

Deaths attributable to smoking

**286**

Deaths due to secondhand smoke

**46**

Economic burden of secondhand smoke: **\$56.5 Million**

 **Smoking related illness**  
**8,578**



**\$6.1 billion**  
Economic cost in Indiana due to smoking

**\$903 per Indiana household**

State and federal tax burden from smoking-caused government expenditures

\*Asian, Native Hawaiian or Other Pacific Islander, American Indians, and those identifying as multiple races. These racial groups are combined due to being underrepresented in Indiana.