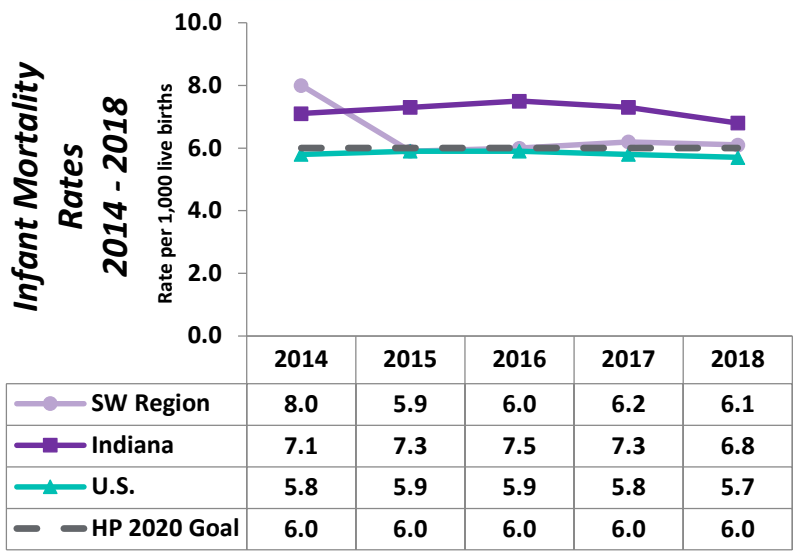
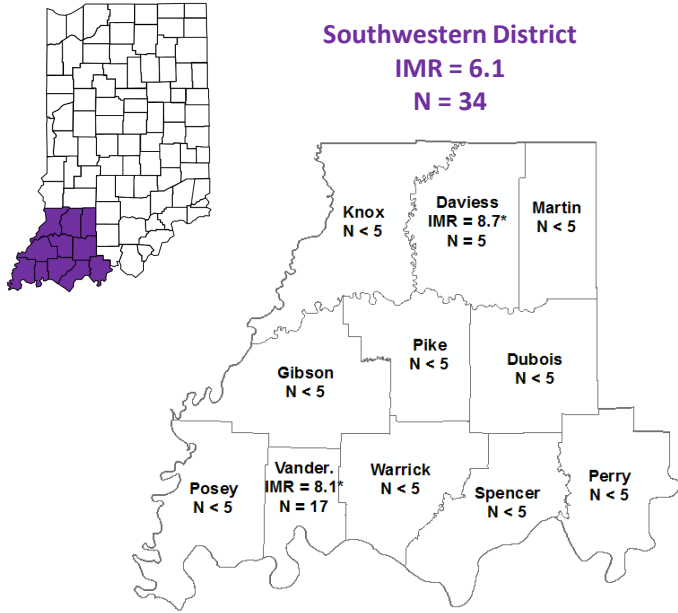


# INFANT MORTALITY

## Southwestern Hospital Region 2018

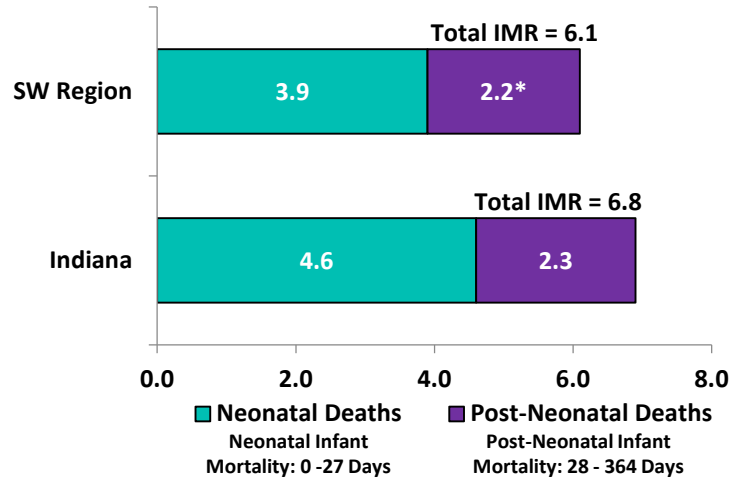
For more information on infant mortality in your area, please see the Indiana State Department of Health Infant Mortality Dashboard (<https://www.in.gov/isdh/27470.htm>)



### INFANT MORTALITY FACTS

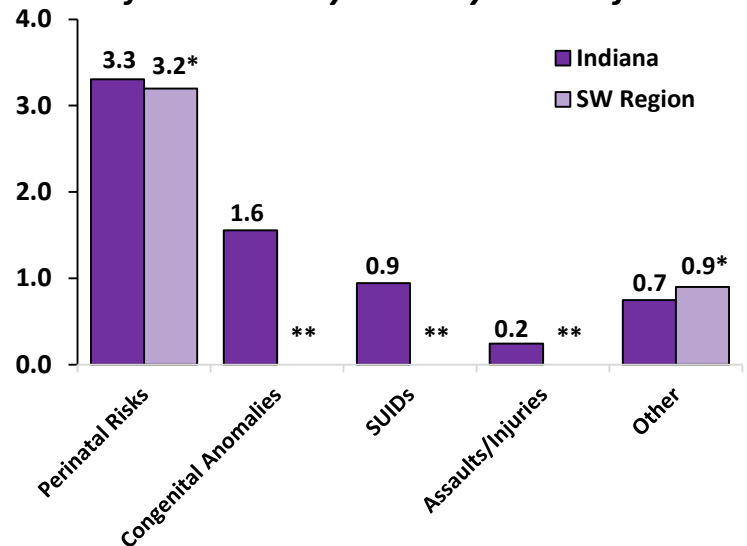
- Infant mortality is defined as the death of a baby before his or her first birthday.
- The infant mortality rate (IMR) is the number of babies who die in the first year of life, per 1,000 live births.
- Of the 559 Indiana infant deaths in 2018, 34 occurred in the Southwestern Hospital Region.
- Non-Hispanic black infants are 2.2 times more likely to die than Non-Hispanic white infants in Indiana.

### Infant Mortality Rates by Age at Death



Note: Age-specific and cause-specific mortality rates may not sum to the overall infant mortality rate due to rounding.

### Infant Mortality Rates by Cause of Death



\* Numerator less than 20, rate unstable.  
\*\* Rate suppressed due to low counts.

### PRACTICES TO REDUCE INFANT MORTALITY

- Improve overall health for women of child-bearing age.
- Promote early & adequate prenatal care.
- Decrease early elective deliveries before 39 weeks.
- Decrease prenatal smoking & substance use.
- Increase breastfeeding duration & exclusivity.
- Support birth spacing & interconception wellness.
- Promote the ABC's of safe sleep: place baby to sleep alone, on his or her back, in a crib.

# BIRTH OUTCOME INDICATORS

## Southwestern Hospital Region 2018

For more information on birth outcomes in your area, please see the Indiana State Department of Health Stats Explorer, Natality Data ([https://gis.in.gov/apps/isdh/meta/stats\\_layers.htm](https://gis.in.gov/apps/isdh/meta/stats_layers.htm))

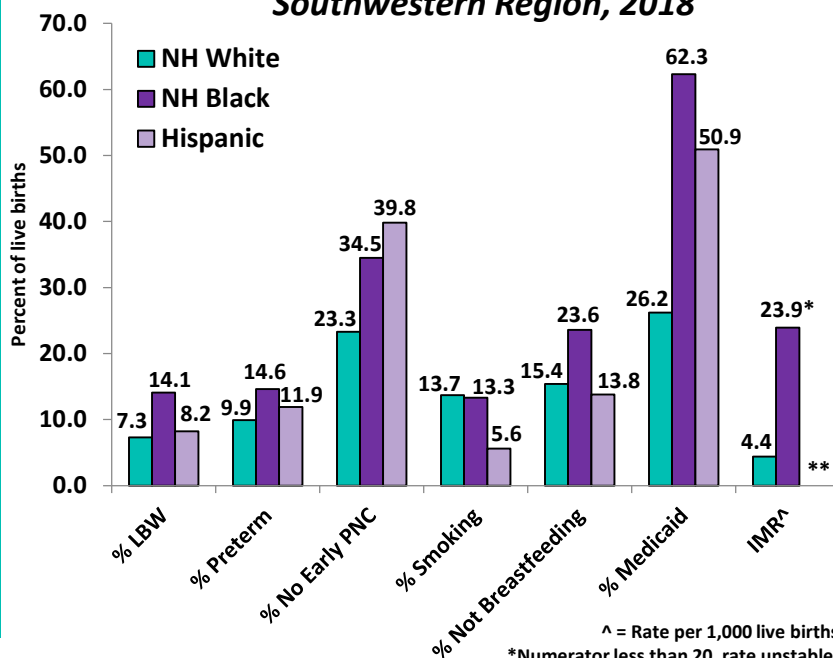
### INDIANA QUICK FACTS

- Smoking rates among pregnant women continue to be much higher than the national rate.
- Almost 1/3 of pregnant women do not receive early PNC.
- NH black babies in Indiana are more likely to be LBW or preterm.
- Hispanic and NH black women in Indiana are more likely to not receive early (1<sup>st</sup> trimester) PNC.
- NH white women in Indiana are more likely to smoke during pregnancy.

### SOUTHWESTERN REGION QUICK FACTS

- There were 5,578 births in the SW Region in 2018.
- Lower percentage of LBW births compared to Indiana.
- Similar percentage of preterm births compared to Indiana.
- Higher percentage of women receiving early PNC.
- Higher percentage of women smoking during pregnancy.
- Higher percentage of breastfeeding at hospital discharge.

### Outcomes by Race and Ethnicity, Southwestern Region, 2018



LBW = Low Birthweight    PNC = Prenatal Care    IMR = Infant Mortality Rate    NH = Non-Hispanic

	% LBW (< 2,500 G)	% PRETERM (< 37 WKS GESTATION)	% NO EARLY PNC (1 <sup>ST</sup> TRIMESTER)	% SMOKING	% NOT BREASTFEEDING	% MOTHER ON MEDICAID
DAVIESS	5.1	8.7	39.4 <sup>S</sup>	9.8	16.7	28.7 <sup>S</sup>
DUBOIS	7.6	11.3	20.6 <sup>S</sup>	10.3	17.5	18.9 <sup>S</sup>
GIBSON	9.0	11.1	17.5 <sup>S</sup>	11.6	13.2	18.9 <sup>S</sup>
KNOX	9.8	12.5	28.7	18.9 <sup>S</sup>	27.0 <sup>S</sup>	47.2
MARTIN	5.5*	10.0*	30.9	18.2	20.0	24.5
PERRY	7.1*	10.8	30.7	15.6	33.5 <sup>S</sup>	32.5
PIKE	9.9*	15.8	18.4 <sup>S</sup>	17.8	18.4	20.4 <sup>S</sup>
POSEY	5.5*	8.3	16.3 <sup>S</sup>	14.2	14.2	21.8 <sup>S</sup>
SPENCER	6.0*	6.0*	18.0 <sup>S</sup>	14.8	14.2	25.1 <sup>S</sup>
VANDEBURGH	9.2	10.0	26.7 <sup>S</sup>	13.8	13.6 <sup>S</sup>	36.1
WARRICK	6.1	10.2	20.3 <sup>S</sup>	9.1	10.0 <sup>S</sup>	22.1 <sup>S</sup>
SW REGION	7.9	10.2	25.4	13.0	15.9	29.8
INDIANA	<b>8.1</b>	<b>10.2</b>	<b>31.9</b>	<b>11.5</b>	<b>18.1</b>	<b>39.2</b>

\* = Fewer than 20 birth outcomes, percentage unstable.  
S = County significantly different from state.