

DISPARITIES IN INDIANA

INFANT MORTALITY 2018

For more information on infant mortality in your area, please see the Indiana Department of Health Infant Mortality Dashboard (<https://www.in.gov/isdh/27470.htm>)

2014 – 2018

HOSPITAL REGION	IMR	NH WHITE IMR	NH BLACK IMR	HISPANIC IMR
CENTRAL Brown, Hamilton, Hancock, Hendricks, Johnson, Lawrence, Marion, Monroe, Morgan, Shelby	7.0	5.4	12.2	6.4
CENTRAL SOUTHWESTERN Clay, Greene, Owen, Parke, Putnam, Sullivan, Vermillion, Vigo	7.3	7.2	**	**
EASTERN Blackford, Delaware, Grant, Henry, Howard, Jay, Madison, Randolph, Tipton	8.0	7.4	15.1	6.6*
MIDWESTERN Cass, Fulton , Jasper, Miami, Newton, Pulaski, Starke, White	8.7	8.4	**	12.0*
NORTHEASTERN Adams, Allen, DeKalb, Huntington, Kosciusko, LaGrange, Noble, Steuben, Wabash, Wells, Whitley	7.1	6.1	15.7	9.9
NORTHERN Elkhart, LaPorte, Marshall, St. Joseph	8.1	6.3	17.4	7.8
NORTHWESTERN Lake, Porter	7.5	4.1	15.3	7.4
SOUTHEASTERN Dearborn, Decatur, Fayette, Franklin, Ohio, Ripley, Rush, Union, Wayne	6.8	6.7	20.8*	**
SOUTHERN Bartholomew, Clark, Crawford, Floyd, Harrison, Jackson, Jefferson, Jennings, Orange, Scott, Switzerland, Washington	6.8	6.4	16.5	7.8*
SOUTHWESTERN Daviess, Dubois, Gibson, Knox, Martin, Perry, Pike, Posey, Spencer, Vanderburgh, Warrick	6.5	5.6	13.8	9.0*
WESTERN Benton, Boone, Carroll, Clinton, Fountain, Montgomery, Tippecanoe, Warren	6.6	6.2	13.7*	7.6*
INDIANA	7.2	6.0	14.0	7.6

* Rates based on counts less than 20 are considered unstable and should be interpreted with caution.
** Rates based on counts less than 5 were suppressed.

WHAT IS INFANT MORTALITY?

Infant mortality is defined as the death of a baby before his or her first birthday.

The infant mortality rate (IMR) is the number of babies who die in the first year of life, per 1,000 live births.

If Indiana (6.8) had the same IMR as the U.S (5.7), 94 more babies would have survived in 2018.

UNACCEPTABLE DISPARITIES

There is a substantial difference in infant mortality rates by race and ethnicity. In 2018, NH Black babies in Indiana were more than twice as likely to die in the first year of life than NH White and Hispanic babies.

- In Indiana in 2018, the NH White IMR was 6.0 per 1,000 live births, the Hispanic IMR was 6.1 per 1,000 live births, and the NH Black IMR was 13.0 per 1,000 live births.
- If NH Black infants had the same IMR as NH White infants, 75 additional NH Black infants would have survived in 2018.
- This disparity has been consistent for years in Indiana.
- There is also a clear disparity at the national level. In the U.S. in 2018, the NH White IMR was 4.6, the Hispanic IMR was 4.9, and the NH Black IMR was 10.8. NH Black babies in the U.S. are 2.3 times more likely to die before their first birthday than NH White babies.

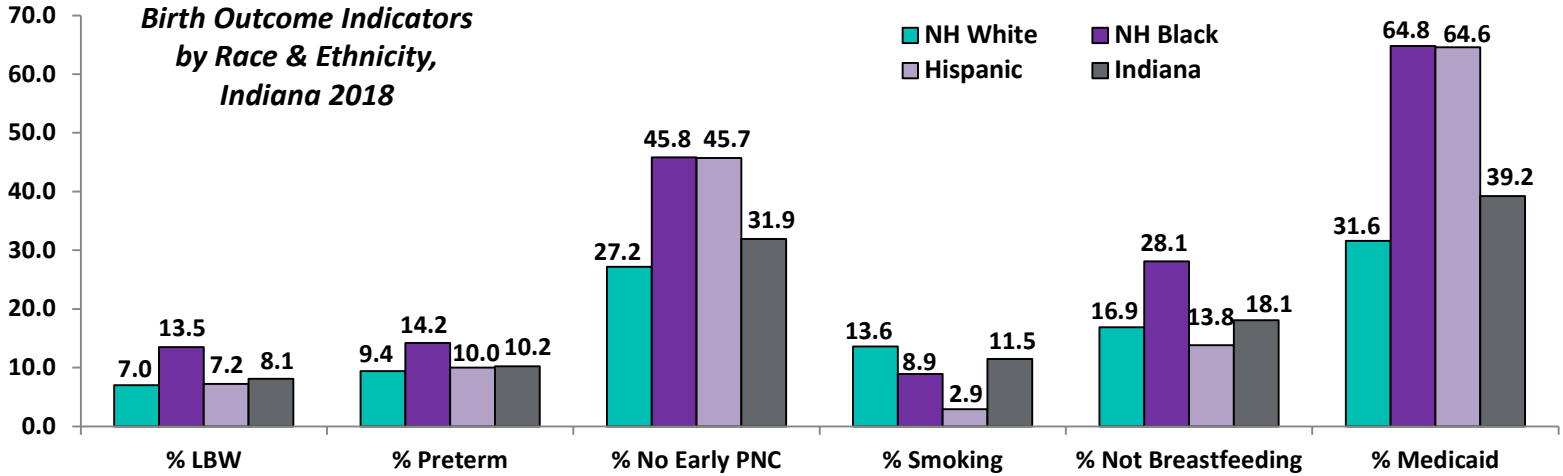
For years, this difference has been consistent across Indiana and the nation. Eliminating this disparity is a goal at the national, state and local levels.

DISPARITIES IN INDIANA

2018

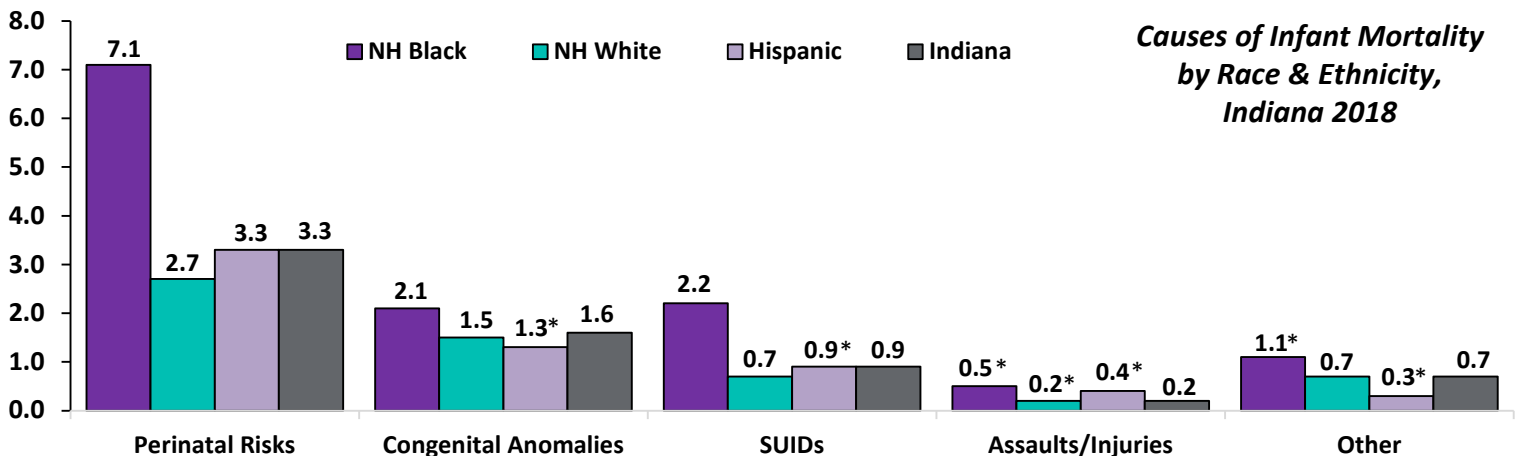
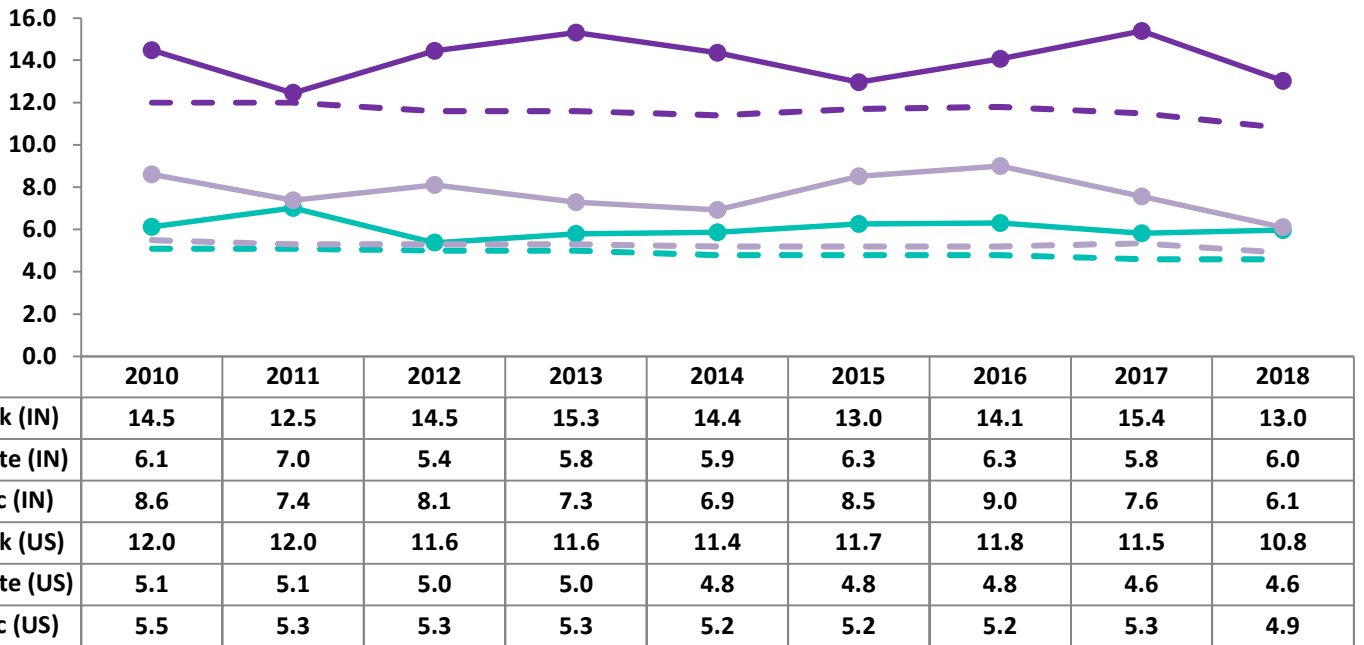
For more information on birth outcomes in your area, please see the Indiana Department of Health Stats Explorer, Natality Data (https://gis.in.gov/apps/isdh/meta/stats_layers.htm)

Birth Outcome Indicators by Race & Ethnicity, Indiana 2018



PNC = Prenatal Care NH = Non-Hispanic

Infant Mortality Rates by Race & Ethnicity, 2010 - 2018



SUIDs = Sudden Unexpected Infant Deaths

* Rates based on counts less than 20 are considered unstable and should be interpreted with caution.