


PSS DBA MARRAM HEALTH CENTER Provider CCN: 15-1956	Period: From: 07/01/2019 To: 06/30/2020	Run Date Time: 11/25/2020 9:00 am MCRIF32: 224-14 Version: 3.12.169.0	
This report is required by law (42 USC 1395g; 42 CFR 413.20(b)). Failure to report can result in all interim payments made since the beginning of the cost reporting period being deemed overpayments (42 USC 1395g).			FORM APPROVED OMB NO. 0938-1298 APPROVAL EXPIRES 03-31-2022

FEDERALLY QUALIFIED HEALTH CENTER COST REPORT CERTIFICATION AND SETTLEMENT SUMMARY

Worksheet S
Parts I, II & III

PART I - COST REPORT STATUS

Provider use only	<input checked="" type="checkbox"/> Electronically Filed Cost Report <input type="checkbox"/> Manually Filed Cost Report <input type="checkbox"/> If this is an amended report enter the number of times the provider resubmitted this cost report. <input type="checkbox"/> Medicare Utilization. Enter "F" for full, "L" for low, or "N" for no utilization.	Date: 11/25/2020	Time: 9:00 am
Contractor use only	5. <input type="checkbox"/> Cost Report Status (1) As Submitted (2) Settled without audit (3) Settled with audit (4) Reopened (5) Amended	6. Date Received: _____ 7. Contractor No.: _____ 8. <input type="checkbox"/> Initial Report for this Provider CCN 9. <input type="checkbox"/> Final Report for this Provider CCN	10. NPR Date: _____ 11. Contractors Vendor Code: 4 _____ 12. <input type="checkbox"/> If line 5, column 1 is 4: Enter the number of times reopened = 0-9.

PART II - CERTIFICATION

MISREPRESENTATION OR FALSIFICATION OF ANY INFORMATION CONTAINED IN THIS COST REPORT MAY BE PUNISHABLE BY CRIMINAL, CIVIL AND ADMINISTRATIVE ACTION, FINE AND/OR IMPRISONMENT UNDER FEDERAL LAW. FURTHERMORE, IF SERVICES IDENTIFIED IN THIS REPORT WERE PROVIDED OR PROCURED THROUGH THE PAYMENT, DIRECTLY OR INDIRECTLY, OF A KICKBACK OR WERE OTHERWISE ILLEGAL, CRIMINAL, CIVIL AND ADMINISTRATIVE ACTION, FINES AND/OR IMPRISONMENT MAY RESULT.

CERTIFICATION BY CHIEF FINANCIAL OFFICER OR ADMINISTRATOR OF PROVIDER(S)

I HEREBY CERTIFY that I have read the above certification statement and that I have examined the accompanying electronically filed or manually submitted cost report and the Balance Sheet and Statement of Revenue and Expenses prepared by PSS DBA MARRAM HEALTH CENTER (15-1956) for the cost reporting period beginning 07/01/2019 and ending 06/30/2020 and that to the best of my knowledge and belief, this report and statement are true, correct, complete and prepared from the books and records of the provider in accordance with applicable instructions, except as noted. I further certify that I am familiar with the laws and regulations regarding the provision of health care services, and that the services identified in this cost report were provided in compliance with such laws and regulations.

I have read and agree with the above certification statement. I certify that I intend my electronic signature on this certification statement to be the legally binding equivalent of my original signature.

(signed) _____
 MARY IDSTEIN
 Officer or Administrator of Provider(s)

 CFO
 Title


 (Dated when report is electronically signed.)
 Date

PART III - SETTLEMENT SUMMARY

		Title XVIII	
		1.00	
1.00	FQHC	4,429	1.00

The above amount represents "due to" or "due from" the Medicare program.

According to the Paperwork Reduction Act of 1995, no persons are required to respond to a collection of information unless it displays a valid OMB control number. The valid OMB control number for this information collection is 0938-1298. The time required to complete this information collection is estimated 58 hours per response, including the time to review instructions, search existing resources, gather the data needed, and complete and review the information collection. If you have any comments concerning the accuracy of the time estimate(s) or suggestions for improving this form, please write to: CMS, 7500 Security Boulevard, Attn: PRA Report Clearance Officer, Mail Stop C4-26-05, Baltimore, Maryland 21244-1850. Please do not send applications, claims, payments, medical records or any documents containing sensitive information to the PRA Reports Clearance Office. Please note that any correspondence not pertaining to the information collection burden approved under the associated OMB control number listed on this form will not be reviewed, forwarded, or retained. If you have questions or concerns regarding where to submit your documents, please contact 1-800-MEDICARE.

PSS DBA MARRAM HEALTH CENTER	Period: From: 07/01/2019 To: 06/30/2020	Run Date Time: 11/25/2020 9:00 am MCRIF32: 224-14 Version: 3.12.169.0	
Provider CCN: 15-1956			

FEDERALLY QUALIFIED HEALTH CENTER IDENTIFICATION DATA

Worksheet S-1
Part I

PART I - FEDERALLY QUALIFIED HEALTH CENTER IDENTIFICATION DATA

		Site Name	Provider CCN	CBSA	Date Certified	Type of control (see instructions)						
1.00	Site Name:	PSS DBA MARRAM HEALTH CENTER	15-1956	23884	09/04/2015	2	1.00					
2.00	Street:	3229 BROADWAY					2.00					
3.00	City:	GARY	State:	IN	Zip Code:	46409	County:	LAKE	Designation - Enter "R" for rural or "U" for urban:	U	3.00	
4.00	Cost Reporting Period (mm/dd/yyyy)	From:	07/01/2019	To:	06/30/2020						4.00	
5.00	Is this FQHC part of an entity that owns, leases or controls multiple FQHCs? Enter "Y" for yes or "N" for no. If yes, enter the entity's information below.						N					5.00
6.00	Name of Entity:											6.00
7.00	Street:		P.O. Box:		HRSA Award Number:							7.00
8.00	City:		State:		Zip Code:							8.00
9.00	Is this FQHC part of a chain organization as defined in §2150 of CMS Pub. 15-1 that claims home office costs in a Home Office Cost Statement? Enter "Y" for yes or "N" for no in column 1. If yes, enter the chain organization's information below.						N					9.00
10.00	Name of Chain Organization											10.00
11.00	Street:		P.O. Box:		Home Office CCN:							11.00
12.00	City:		State:		Zip Code:							12.00

Consolidated Cost Report

		Y/N	Date Requested	Date Approved	Number of FQHCs		
13.00	Is this FQHC filing a consolidated cost report per CMS Pub. 100-04, chapter 9, §30.8? Enter "Y" for yes or "N" for no in column 1. If column 1 is yes, complete columns 2 through 4, and line 14, beginning with subscripted line 14.01. If column 1 is no, leave line 14 blank. (see instructions)	Y	03/14/2018	03/27/2018	1	13.00	
	Site Name	CCN	CBSA	Date Requested	Date Approved		
	1.00	2.00	3.00	4.00	5.00		
14.00	FQHC Site Information:						14.00
14.01	MARRAM HEALTH CENTER DENTAL CLINIC	15-1013	23884	03/14/2018	03/27/2018	14.01	

FQHC Operations

		1.00	2.00	3.00	
15.00	What type of organization is this FQHC? If you operate as more than one sub-type of an organization enter only the applicable alpha characters in column 2. (see instructions)	3	A		15.00
16.00	Did this FQHC receive a grant under §330 of the PHS Act during this cost reporting period? If this is a consolidated cost report, did the FQHC reported on line 1, column 2 receive a grant under §330 of the PHS Act during this cost reporting period? Enter "Y" for yes or "N" for no. (complete line 17)	Y			16.00
17.00	If the response to line 16 is yes, indicate in column 1, the type of HRSA grant that was awarded (see instructions). Enter the date of the grant award in column 2 and enter the grant award number in column 3. If you received more than one grant subscript this line accordingly.	5	07/01/2018	NOA0, NOA 2, NOA 3	17.00

Medical Malpractice


18.00	Did this FQHC submit an initial deeming or annual redeeming application for medical malpractice coverage under the FTCA with HRSA? Enter "Y" for yes or "N" for no in column 1. If column 1 is yes, enter the effective date of coverage in column 2.	Y	10/01/2016		18.00
19.00	Does this FQHC carry commercial malpractice insurance? Enter "Y" for yes or "N" for no.	Y			19.00
20.00	Is the malpractice insurance a claims-made or occurrence policy? Enter "1" for claims-made or "2" for occurrence policy.	1			20.00
		Premiums	Paid Losses	Self Insurance	
21.00	List amounts of malpractice premiums, paid losses or self-insurance in the applicable columns.	9,328	0	0	21.00
22.00	Are malpractice premiums, paid losses or self-insurance reported in a cost center other than Administrative and General? Enter "Y" for yes or "N" for no. (see instructions)	Y			22.00

Interns and Residents

23.00	Is this FQHC involved in training residents in an approved GME program in accordance with 42 CFR 405.2468(f)? Enter "Y" for yes or "N" for no	N			23.00
24.00	Is this FQHC involved in training residents in an unapproved GME program? Enter "Y" for yes or "N" for no.	N			24.00
25.00	Did this FQHC receive a Primary Care Residency Expansion (PCRE) grant authorized under Part C of Title VII of the PHS Act from HRSA? Enter "Y" for yes or "N" for no in column 1. If yes, enter in column 2 the number of primary care FTE residents that your FQHC trained in this cost reporting period for which your FQHC received PCRE funding and in column 3, enter the total number of visits performed by residents funded by the PCRE grant in this cost reporting period. (see instructions)	N	0.00	0	25.00
26.00	Did this FQHC receive a Teaching Health Center development grant authorized under Part C of Title VII of the PHS Act from HRSA? Enter "Y" for yes or "N" for no in column 1. If yes, enter in column 2 the number of FTE residents that your FQHC trained and received funding through your THC grant in this cost reporting period and in column 3, enter the total number of visits performed by residents funded by the THC grant in this cost reporting period. (see instructions)	N	0.00	0	26.00

Capital Related Costs - Ownership/Lease of Building


27.00	Do you own or lease the building or office space occupied by your FQHC, or is the building or office space provided at no cost to the FQHC? Enter "1" for owned, "2" for leased, or "3" for space provided at no cost in column 1. If you enter "2" in column 1, enter the amount of rent/lease expense in column 2.	2	66,242		27.00
-------	--	---	--------	--	-------

PSS DBA MARRAM HEALTH CENTER	Period:	Run Date Time: 11/25/2020 9:00 am	
Provider CCN: 15-1956	From: 07/01/2019	MCRIF32: 224-14	
	To: 06/30/2020	Version: 3.12.169.0	

FEDERALLY QUALIFIED HEALTH CENTER IDENTIFICATION DATA

**Worksheet S-1
Part I**

	1.00
Contract Labor Cost	
28.00 Do you use contract labor to provide medical and/or mental health services to your patients? Enter "Y" for yes or "N" for no in column 1.	Y 28.00

PSS DBA MARRAM HEALTH CENTER	Period: From: 07/01/2019 To: 06/30/2020	Run Date Time: 11/25/2020 9:00 am MCRIF32: 224-14 Version: 3.12.169.0	
Provider CCN: 15-1956			

FEDERALLY QUALIFIED HEALTH CENTER IDENTIFICATION DATA

Component CCN: 15-1013

Worksheet S-1
Part II

Clinic I

Part II - FEDERALLY QUALIFIED HEALTH CENTER CONSOLIDATED COST REPORT PARTICIPANT IDENTIFICATION DATA

	Site Name	Date Certified	Type of control (see instructions)	Date Decertified	V/I Decertification	Date of CHOW	
1.00	1.00	2.00	3.00	4.00	5.00	6.00	
1.00	Site Name: MARRAM HEALTH CENTER DENTAL CLINIC	10/28/2016	2				1.00
2.00	Street: 3229 BROADWAY						2.00
3.00	P.O. Box:						
3.00	City: GARY	State: IN	Zip Code: 46409	County: LAKE	Designation - Enter "R" for rural or "U" for urban:	U	3.00

FQHC Operations

		1.00	2.00	3.00	
4.00	What type of organization is this FQHC? If you operate as more than one sub-type of an organization enter only the applicable alpha characters in column 2. (see instructions)		2		4.00
5.00	Did this FQHC receive a grant under §330 of the PHS Act during this cost reporting period? Enter "Y" for yes or "N" for no. If yes, complete line 6.		Y		5.00
6.00	If the response to line 5 is yes, indicate in column 1, the type of HRSA grant that was awarded (see instructions). Enter the date of the grant award in column 2 and enter the grant award number in column 3. If you received more than one grant subscript this line accordingly.		5	07/01/2018	NOA0

Medical Malpractice

7.00	Did this FQHC submit an initial deeming or annual redeeming application for medical malpractice coverage under the FTCA with HRSA? Enter "Y" for yes or "N" for no in column 1. If column 1 is yes, enter the effective date of coverage in column 2.		N		7.00
8.00	Does this FQHC carry commercial malpractice insurance? Enter "Y" for yes or "N" for no.		Y		8.00
9.00	Is the malpractice insurance a claims-made or occurrence policy? Enter "1" for claims-made or "2" for occurrence policy.		2		9.00
10.00	List amounts of malpractice premiums, paid losses or self-insurance in the applicable columns.	Premiums	Paid Losses	Self Insurance	
		1	0	0	10.00

Interns and Residents


11.00	Is this FQHC involved in training residents in an approved GME program in accordance with 42 CFR 405.2468(f)? Enter "Y" for yes or "N" for no.		N		11.00
12.00	Is this FQHC involved in training residents in an unapproved GME program? Enter "Y" for yes or "N" for no.		N		12.00
13.00	Did this FQHC receive a Primary Care Residency Expansion (PCRE) grant authorized under Part C of Title VII of the PHS Act from HRSA? Enter "Y" for yes or "N" for no in column 1. If yes, enter in column 2 the number of primary care FTE residents that your FQHC trained in this cost reporting period for which your FQHC received PCRE funding and in column 3, enter the total number of visits performed by residents funded by the PCRE grant in this cost reporting period. (see instructions)		N	0.00	0
14.00	Did this FQHC receive a Teaching Health Center development grant authorized under Part C of Title VII of the PHS Act from HRSA? Enter "Y" for yes or "N" for no in column 1. If yes, enter in column 2 the number of FTE residents that your FQHC trained and received funding through your THC grant in this cost reporting period and in column 3, enter the total number of visits performed by residents funded by the THC grant in this cost reporting period. (see instructions)		N	0.00	0

Capital Related Costs - Ownership/Lease of Building

15.00	Do you own or lease the building or office space occupied by your FQHC, or is the building or office space provided at no cost to the FQHC? Enter "1" for owned, "2" for leased, or "3" for space provided at no cost in column 1. If you enter "2" in column 1, enter the amount of rent/lease expense in column 2.		2	27,068	
					1.00

Contract Labor Cost


16.00	Do you use contract labor to provide medical and/or mental health services to your patients? Enter "Y" for yes or "N" for no in column 1.		N		16.00
-------	---	--	---	--	-------

PSS DBA MARRAM HEALTH CENTER	Period: From: 07/01/2019 To: 06/30/2020	Run Date Time: 11/25/2020 9:00 am MCRIF32: 224-14 Version: 3.12.169.0	
Provider CCN: 15-1956			

FEDERALLY QUALIFIED HEALTH CENTER REIMBURSEMENT QUESTIONNAIRE

Worksheet S-2

Provider Organization and Operation						
		Y/N	Date	V/I		
		1.00	2.00	3.00		
1.00	Has the FQHC changed ownership immediately prior to the beginning of the cost reporting period? If yes, enter the date of the change in column 2. (see instructions)	N			1.00	
2.00	Has the FQHC terminated participation in the Medicare program? If yes, enter in column 2 the date of termination and in column 3, "V" for voluntary or "I" for involuntary. (see instructions)	N			2.00	
3.00	Is the FQHC involved in business transactions, including management contracts, with individuals or entities (e.g., chain home offices, drug or medical supply companies) that are related to the provider or its officers, medical staff, management personnel, or members of the board of directors through ownership, control, or family and other similar relationships? (see instructions)	Y			3.00	
Financial Data and Reports						
		Y/N	Type	Date	Y/N	
		1.00	2.00	3.00	4.00	
4.00	Column 1: Were the financial statements prepared by a Certified Public Accountant? Column 2: If yes, enter "A" for Audited, "C" for Compiled, or "R" for Reviewed. Submit complete copy or enter date available in column 3. (mm/dd/yyyy) Column 4: Are the cost report total expenses and total revenues different from those on the filed financial statements?	Y	A	06/30/2020	N	4.00
Approved Educational Activities						
		Y/N	Y/N			
		1.00	2.00			
5.00	Are costs for Intern-Resident programs claimed on the current cost report?	N			5.00	
6.00	Was an Intern-Resident program initiated or renewed in the current cost reporting period? If yes, see instructions.	N			6.00	
7.00	Are GME costs directly assigned to cost centers other than Allowable GME Costs on Worksheet A? If yes, see instructions.	N			7.00	
Bad Debts						
		Y/N				
		1.00				
8.00	Is the FQHC seeking reimbursement for bad debts? If yes, see instructions.	N			8.00	
9.00	If line 8 is yes, did the FQHC's bad debt collection policy change during this cost reporting period? If yes, submit copy.	N			9.00	
10.00	If line 8 is yes, were patient coinsurance amounts waived? If yes, see instructions.	N			10.00	
PS&R Report Data						
		Y/N	Date			
		1.00	2.00			
11.00	Was the cost report prepared using the PS&R Report only? If column 1 is yes, enter the paid-through date of the PS&R Report used in column 2. (see instructions)	Y	09/09/2020		11.00	
12.00	Was the cost report prepared using the PS&R Report for totals and the FQHC's records for allocation? If column 1 is yes, enter the paid-through date in column 2. (see instructions)	N			12.00	
13.00	If line 11 or 12 is yes, were adjustments made to PS&R Report data for additional claims that have been billed but are not included on the PS&R Report used to file the cost report? If yes, see instructions.	N			13.00	
14.00	If line 11 or 12 is yes, were adjustments made to PS&R Report data for corrections of other PS&R Report information? If yes, see instructions.	N			14.00	
15.00	If line 11 or 12 is yes, were adjustments made to PS&R Report data for Other? Describe the other adjustments:	N			15.00	
16.00	Was the cost report prepared using only the FQHC's records? If yes, see instructions.	N			16.00	
Cost Report Preparer Contact Information						
17.00	First Name: TTINA	Last name: SEVERS	Title: MANAGER		17.00	
18.00	Employer: BLUE & CO., LLC				18.00	
19.00	Phone Number: 317-713-7946	Email Address: TSEVERS@BLUEANDCO.COM			19.00	

PSS DBA MARRAM HEALTH CENTER	Period: From: 07/01/2019 To: 06/30/2020	Run Date Time: 11/25/2020 9:00 am MCRIF32: 224-14 Version: 3.12.169.0	
Provider CCN: 15-1956			

FEDERALLY QUALIFIED HEALTH CENTER DATA

Worksheet S-3
Part I**PART I - FEDERALLY QUALIFIED HEALTH CENTER STATISTICAL DATA**

		CENTER CCN	Title V	Title XVIII	Title XIX	Other	Total All Patients	
		0	1.00	2.00	3.00	4.00	5.00	
1.00	Medical Visits (15-1956 - PSS DBA MARRAM HEALTH CENTER)	15-1956	0	237	4,486	1,596	6,319	1.00
1.01	Medical Visits (15-1013 - MARRAM HEALTH CENTER DENTAL CLINIC)	15-1013	0	0	0	0	0	1.01
2.00	Total Medical Visits		0	237	4,486	1,596	6,319	2.00
3.00	Mental Health Visits (15-1956 - PSS DBA MARRAM HEALTH CENTER)	15-1956	0	7	1,053	407	1,467	3.00
3.01	Mental Health Visits (15-1013 - MARRAM HEALTH CENTER DENTAL CLINIC)	15-1013	0	0	0	0	0	3.01
4.00	Total Mental Health Visits		0	7	1,053	407	1,467	4.00
5.00	Number of Visits Performed by Interns and Residents (15-1956 - PSS DBA MARRAM HEALTH CENTER)	15-1956	0	0	0	0	0	5.00
5.01	Number of Visits Performed by Interns and Residents (15-1013 - MARRAM HEALTH CENTER DENTAL CLINIC)	15-1013	0	0	0	0	0	5.01
6.00	Total Number of Visits Performed by Interns and Residents		0	0	0	0	0	6.00

PSS DBA MARRAM HEALTH CENTER Provider CCN: 15-1956	Period:	Run Date Time:	11/25/2020 9:00 am
	From: 07/01/2019	MCRIF32:	224-14
	To: 06/30/2020	Version:	3.12.169.0



FEDERALLY QUALIFIED HEALTH CENTER DATA

**Worksheet S-3
Parts II & III**

PART II - FEDERALLY QUALIFIED HEALTH CENTER CONTRACT LABOR AND BENEFIT COST

		Contract Labor	Benefit Cost	
		1.00	2.00	
1.00	Total facility contract labor and benefit cost	162,181	323,621	1.00
2.00	Physician	65,725	148,289	2.00
3.00	Physician Assistant	0	0	3.00
4.00	Nurse Practitioner	0	102,130	4.00
5.00	Visiting Registered Nurse	0	0	5.00
6.00	Visiting Licensed Practical Nurse	0	0	6.00
7.00	Certified Nurse Midwife	0	0	7.00
8.00	Clinical Psychologist	0	0	8.00
9.00	Clinical Social Worker	96,456	0	9.00
10.00	Laboratory Technician	0	0	10.00
11.00	Reg Dietician/Cert DSMT/MNT Educator	0	0	11.00
12.00	Physical Therapist	0	0	12.00
13.00	Occupational Therapist	0	0	13.00
14.00	Other Allied Health Personnel	0	73,202	14.00
15.00	Interns & Residents		0	15.00

PART III - FEDERALLY QUALIFIED HEALTH CENTER EMPLOYEE DATA

	Enter the number of hours in your normal work week: 40.00	Number of Employees (Full Time Equivalent)			
		Staff	Contract	Total	
		1.00	2.00	3.00	
16.00	Physician (Enter the number of hours in your normal work week in column 0.)	2.51	0.98	3.49	16.00
17.00	Physician Assistant	0.00	0.00	0.00	17.00
18.00	Nurse Practitioner	3.32	0.00	3.32	18.00
19.00	Visiting Registered Nurse	0.00	0.00	0.00	19.00
20.00	Visiting Licensed Practical Nurse	0.00	0.00	0.00	20.00
21.00	Certified Nurse Midwife	0.00	0.00	0.00	21.00
22.00	Clinical Psychologist	0.00	0.00	0.00	22.00
23.00	Clinical Social Worker	0.00	0.13	0.13	23.00
24.00	Laboratory Technician	0.00	0.00	0.00	24.00
25.00	Reg Dietician/Cert DSMT/MNT Educator	0.00	0.00	0.00	25.00
26.00	Physical Therapist	0.00	0.00	0.00	26.00
27.00	Occupational Therapist	0.00	0.00	0.00	27.00
28.00	Other Allied Health Personnel	8.33	0.00	8.33	28.00
29.00	Interns & Residents	0.00		0.00	29.00

PSS DBA MARRAM HEALTH CENTER		Period:	Run Date Time:	11/25/2020 9:00 am
Provider CCN: 15-1956		From: 07/01/2019	MCRIF32:	224-14
		To: 06/30/2020	Version:	3.12.169.0



RECLASSIFICATION AND ADJUSTMENT OF TRIAL BALANCE OF EXPENSES

Worksheet A

		Cost Center Description (omit cents)	SALARIES	OTHER	TOTAL (col. 1 + col. 2)	RECLASSIFI- CATIONS	RECLASSIFIED TRIAL BALANCE (col. 3 ± col. 4)	ADJUSTMENTS	NET EXPENSES FOR ALLOCATION (col. 5 ± col. 6)	
			1.00	2.00	3.00	4.00	5.00	6.00	7.00	
GENERAL SERVICE COST CENTERS										
1.00	0100	CAP REL COSTS-BLDG & FIX		0	0	0	0	48,579	48,579	1.00
2.00	0200	CAP REL COSTS-MVBLE EQUIP		35,947	35,947	0	35,947	0	35,947	2.00
3.00	0300	EMPLOYEE BENEFITS	0	512,261	512,261	0	512,261	62,414	574,675	3.00
4.00	0400	ADMINISTRATIVE & GENERAL SERVICES	351,908	211,828	563,736	0	563,736	1,074,918	1,638,654	4.00
5.00	0500	PLANT OPERATION & MAINTENANCE	21,202	179,144	200,346	0	200,346	81,621	281,967	5.00
6.00	0600	JANITORIAL	0	6,012	6,012	0	6,012	43,417	49,429	6.00
7.00	0700	MEDICAL RECORDS	160,370	0	160,370	0	160,370	0	160,370	7.00
8.00		SUBTOTAL - ADMINISTRATIVE OVERHEAD	533,480	945,192	1,478,672	0	1,478,672	1,310,949	2,789,621	8.00
9.00	0900	PHARMACY	0	0	0	0	0	0	0	9.00
10.00	1000	MEDICAL SUPPLIES	0	69,277	69,277	0	69,277	0	69,277	10.00
11.00	1100	TRANSPORTATION	0	8,109	8,109	0	8,109	0	8,109	11.00
12.00	1200	CONSULTANTS	0	27,491	27,491	0	27,491	0	27,491	12.00
13.00		SUBTOTAL - TOTAL OVERHEAD	533,480	1,050,069	1,583,549	0	1,583,549	1,310,949	2,894,498	13.00
DIRECT CARE COST CENTERS										
23.00	2300	PHYSICIAN	583,633	0	583,633	0	583,633	0	583,633	23.00
24.00	2400	PHYSICIAN SERVICES UNDER AGREEMENT		138,742	138,742	0	138,742	0	138,742	24.00
25.00	2500	PHYSICIAN ASSISTANT	0	0	0	0	0	0	0	25.00
26.00	2600	NURSE PRACTITIONER	401,962	0	401,962	0	401,962	0	401,962	26.00
27.00	2700	VISITING REGISTERED NURSE	0	0	0	0	0	0	0	27.00
28.00	2800	VISITING LICENSED PRACTICAL NURSE	0	0	0	0	0	0	0	28.00
29.00	2900	CERTIFIED NURSE MIDWIFE	0	0	0	0	0	0	0	29.00
30.00	3000	CLINICAL PSYCHOLOGIST	0	0	0	0	0	0	0	30.00
31.00	3100	CLINICAL SOCIAL WORKER	0	96,456	96,456	0	96,456	0	96,456	31.00
32.00	3200	LABORATORY TECHNICIAN	0	0	0	0	0	0	0	32.00
33.00	3300	REG DIETICIAN/CERT DSMT/MNT EDUCATOR	0	0	0	0	0	0	0	33.00
34.00	3400	PHYSICAL THERAPIST	0	0	0	0	0	0	0	34.00
35.00	3500	OCCUPATIONAL THERAPIST	0	0	0	0	0	0	0	35.00
36.00	3600	OTHER ALLIED HEALTH PERSONNEL	288,107	245	288,352	0	288,352	0	288,352	36.00
37.00		SUBTOTAL - DIRECT PATIENT CARE SERVICES	1,273,702	235,443	1,509,145	0	1,509,145	0	1,509,145	37.00
REIMBURSABLE PASS THROUGH COSTS										
47.00	4700	ALLOWABLE GME COSTS	0	0	0	0	0	0	0	47.00
48.00	4800	PNEUMOCOCCAL VACCINES & MED SUPPLIES	0	0	0	0	0	0	0	48.00
49.00	4900	INFLUENZA VACCINES & MED SUPPLIES	0	0	0	0	0	0	0	49.00
50.00		SUBTOTAL - REIMBURSABLE PASS THROUGH COSTS	0	0	0	0	0	0	0	50.00
OTHER FQHC SERVICES										
60.00	6000	MEDICARE EXCLUDED SERVICES	208,972	0	208,972	0	208,972	0	208,972	60.00
61.00	6100	DIAGNOSTIC & SCREENING LAB TESTS	0	0	0	0	0	0	0	61.00
62.00	6200	RADIOLOGY - DIAGNOSTIC	0	0	0	0	0	0	0	62.00
63.00	6300	PROSTHETIC DEVICES	0	0	0	0	0	0	0	63.00
64.00	6400	DURABLE MEDICAL EQUIPMENT	0	0	0	0	0	0	0	64.00
65.00	6500	AMBULANCE SERVICES	0	0	0	0	0	0	0	65.00
66.00	6600	TELEHEALTH	0	0	0	0	0	0	0	66.00
67.00	6700	DRUGS CHARGED TO PATIENTS	0	129,647	129,647	0	129,647	0	129,647	67.00
68.00	6800	CHRONIC CARE MANAGEMENT	0	0	0	0	0	0	0	68.00
69.00	6900	OTHER (SPECIFY)	0	0	0	0	0	0	0	69.00
70.00		SUBTOTAL - OTHER FQHC SERVICES	208,972	129,647	338,619	0	338,619	0	338,619	70.00
NONREIMBURSABLE COST CENTERS										
77.00	7700	RETAIL PHARMACY	0	0	0	0	0	0	0	77.00
78.00	7800	NONALLOWABLE GME COSTS	0	0	0	0	0	0	0	78.00
79.00	7900	OTHER NONREIMBURSABLE (SPECIFY)	0	0	0	0	0	0	0	79.00
80.00		SUBTOTAL - NON-REIMBURSABLE COSTS	0	0	0	0	0	0	0	80.00
100.00		TOTAL (SUM OF LINES 13, 37, 50, 70 AND 80)	2,016,154	1,415,159	3,431,313	0	3,431,313	1,310,949	4,742,262	100.00

PSS DBA MARRAM HEALTH CENTER	Period:	Run Date Time:	11/25/2020 9:00 am
Provider CCN: 15-1956	From: 07/01/2019	MCRIF32:	224-14
	To: 06/30/2020	Version:	3.12.169.0



ADJUSTMENTS TO EXPENSES

Worksheet A-2

	Descriptions (1)	(2) BASIS/CODE	AMOUNT	EXPENSE CLASSIFICATION ON WORKSHEET A TO/FROM WHICH THE AMOUNT IS TO BE ADJUSTED	
				COST CENTER	LINE #
		1.00	2.00	3.00	4.00
1.00	Investment income - buildings and fixtures (chapter 2)		0	CAP REL COSTS-BLDG & FIX	1.00 1.00
2.00	Investment income - movable equipment (chapter 2)		0	CAP REL COSTS-MVBLE EQUIP	2.00 2.00
3.00	Investment income - other (chapter 2)		0		0.00 3.00
4.00	Trade, quantity, and time discounts (chapter 8)		0		0.00 4.00
5.00	Refunds and rebates of expenses (chapter 8)		0		0.00 5.00
6.00	Rental of building or office space to others (chapter 8)		0		0.00 6.00
7.00	Related organization transactions (chapter 10)	Wkst. A-2-1	1,105,023		7.00
8.00	Sale of drugs to other than patients		0		0.00 8.00
9.00	Vending machines		0		0.00 9.00
10.00	Practitioner assigned by Public Health Service		0		0.00 10.00
11.00	Depreciation - buildings and fixtures		0	CAP REL COSTS-BLDG & FIX	1.00 11.00
12.00	Depreciation - movable equipment		0	CAP REL COSTS-MVBLE EQUIP	2.00 12.00
13.00	RCE adjustment to teaching physicians' cost		0	ALLOWABLE GME COSTS	47.00 13.00
14.00	PROMOTIONAL ADVERTISING	A	-11,507	ADMINISTRATIVE & GENERAL SERVICES	4.00 14.00
14.01	COMMUNITY RELATIONS	A	-12,095	ADMINISTRATIVE & GENERAL SERVICES	4.00 14.01
14.02	OTHER INC PHONE	B	-12	ADMINISTRATIVE & GENERAL SERVICES	4.00 14.02
14.03	OTHER INC MISCELLANEOUS	B	229,540	ADMINISTRATIVE & GENERAL SERVICES	4.00 14.03
50.00	TOTAL (sum of lines 1 thru 49)		1,310,949		50.00

(1) Description - all line references in this column pertain to CMS Pub. 15-1.

(2) Basis for adjustment (see instructions).

A. Costs - if cost, including applicable overhead, can be determined.

B. Amount Received - if cost cannot be determined.

(3) Additional adjustments may be made on lines 14 thru 49 and subscripts thereof.

PSS DBA MARRAM HEALTH CENTER	Period:	Run Date Time:	11/25/2020 9:00 am
Provider CCN: 15-1956	From: 07/01/2019	MCRIF32:	224-14
	To: 06/30/2020	Version:	3.12.169.0



STATEMENT OF COSTS OF SERVICES FROM RELATED ORGANIZATIONS AND HOME OFFICE COSTS

Worksheet A-2-1

PART I - COSTS INCURRED AND ADJUSTMENTS REQUIRED AS A RESULT OF TRANSACTIONS WITH RELATED ORGANIZATIONS OR CLAIMED HOME OFFICE COSTS

Line No.	Cost Center	Expense Items	Amount of Allowable Cost	Amount included in Wkst. A Column 5	Net Adjustments (col. 4 minus col. 5)*		
1.00	2.00	3.00	4.00	5.00	6.00		
1.00	1.00	CAP REL COSTS-BLDG & FIX	PORTER STARKE SERVICES	48,579	0	48,579	1.00
2.00	3.00	EMPLOYEE BENEFITS	PORTER STARKE SERVICES	62,414	0	62,414	2.00
3.00	4.00	ADMINISTRATIVE & GENERAL SERVICES	PORTER STARKE SERVICES	868,992	0	868,992	3.00
4.00	5.00	PLANT OPERATION & MAINTENANCE	PORTER STARKE SERVICES	81,621	0	81,621	4.00
4.01	6.00	JANITORIAL	PORTER STARKE SERVICES	43,417	0	43,417	4.01
4.02	0.00			0	0	0	4.02
5.00	TOTALS (sum of lines 1-4) Transfer column 6, line 5 to Worksheet A-2, column 2, line 7.			1,105,023	0	1,105,023	5.00

The amounts on lines 1 through 4 (and subscripts as appropriate) are transferred in detail to Worksheet A, column 6, lines as appropriate. Positive amounts increase cost and negative amounts decrease cost. For related organization or home office cost which have not been posted to Worksheet A, columns 1 and/or 2, the amount allowable should be indicated in column 4 of this part.

PART II - INTERRELATIONSHIP TO RELATED ORGANIZATIONS AND/OR HOME OFFICE


The Secretary, by virtue of the authority granted under section 1814(b)(1) of the Social Security Act, requires that you furnish the information requested under Part B of this worksheet.

This information is used by the Centers for Medicare and Medicaid Services and its intermediaries/contractors in determining that the costs applicable to services, facilities, and supplies furnished by organizations related to you by common ownership or control represent reasonable costs as determined under section 1861 of the Social Security Act. If you do not provide all or any part of the request information, the cost report is considered incomplete and not acceptable for purposes of claiming reimbursement under title XVIII.

Symbol (1)	Name	Percentage of Ownership	Related Organization(s) and/or Home Office			
			Name	Percentage of Ownership	Type of Business	
1.00	2.00	3.00	4.00	5.00	6.00	
6.00	B	PORTER STARKE SERVICES	100.00		0.00	6.00
7.00			0.00		0.00	7.00
8.00			0.00		0.00	8.00
9.00			0.00		0.00	9.00
10.00			0.00		0.00	10.00

(1) Use the following symbols to indicate interrelationship to related organizations:

- A. Individual has financial interest (stockholder, partner, etc.) in both related organization and in provider.
- B. Corporation, partnership, or other organization has financial interest in provider.
- C. Provider has financial interest in corporation, partnership, or other organization.
- D. Director, officer, administrator, or key person of provider or relative of such person has financial interest in related organization.
- E. Individual is director, officer, administrator, or key person of provider and related organization.
- F. Director, officer, administrator, or key person of related organization or relative of such person has financial interest in provider.
- G. Other (financial or non-financial) specify:

PSS DBA MARRAM HEALTH CENTER	Period: From: 07/01/2019 To: 06/30/2020	Run Date Time: 11/25/2020 9:00 am MCRIF32: 224-14 Version: 3.12.169.0	
Provider CCN: 15-1956			

CALCULATION OF FEDERALLY QUALIFIED HEALTH CENTER COSTS

**Worksheet B
Parts I & II**


PART I - CALCULATION OF FEDERALLY QUALIFIED HEALTH CENTER COST PER VISIT

	Position	From Wkst. A, col. 7, line:	Direct Cost by Practitioner from Wkst. A	Total Medical & Mental Health Visits by Practitioner	Other Direct Care Costs (see instructions)	General Service Cost (see instructions)	Total Costs by Practitioner	Average Cost Per Visit by Practitioner	Medical Visits by Practitioner	Total Visits
		0	1.00	2.00	3.00	4.00	5.00	6.00	7.00	
1.00	PHYSICIAN	23.00	583,633	2,953	109,363	1,085,569	1,778,565	602.29	2,953	1.00
2.00	PHYSICIAN SERVICES UNDER AGREEMENT	24.00	138,742	456	16,888	243,792	399,422	875.93	456	2.00
3.00	PHYSICIAN ASSISTANT	25.00	0	0	0	0	0	0.00	0	3.00
4.00	NURSE PRACTITIONER	26.00	401,962	3,265	120,918	819,085	1,341,965	411.02	2,910	4.00
5.00	VISITING REGISTERED NURSE	27.00	0	0	0	0	0	0.00	0	5.00
6.00	VISITING LICENSED PRACTICAL NURSE	28.00	0	0	0	0	0	0.00	0	6.00
7.00	CERTIFIED NURSE MIDWIFE	29.00	0	0	0	0	0	0.00	0	7.00
8.00	CLINICAL PSYCHOLOGIST	30.00	0	0	0	0	0	0.00	0	8.00
9.00	CLINICAL SOCIAL WORKER	31.00	96,456	1,112	41,183	215,610	353,249	317.67	0	9.00
10.00	REG DIETICIAN/CERT DSMT/MNT EDUCATOR	33.00	0	0	0	0	0	0.00	0	10.00
11.00	TOTALS		1,220,793	7,786	288,352	2,364,056	3,873,201		6,319	11.00
12.00	UNIT COST MULTIPLIER				37.034678	1.566487				12.00
13.00	TOTAL COST PER VISIT							497.46		13.00

	Position	Total Visits	Title XVIII Visits		Title XVIII Costs		
		Mental Health Visits by Practitioner	Medical Visits by Practitioner	Mental Health Visits by Practitioner	Medical Cost by Practitioner	Mental Health Cost by Practitioner	
		8.00	9.00	10.00	11.00	12.00	
1.00	PHYSICIAN	0	237	7	142,743	4,216	1.00
2.00	PHYSICIAN SERVICES UNDER AGREEMENT	0	0	0	0	0	2.00
3.00	PHYSICIAN ASSISTANT	0	0	0	0	0	3.00
4.00	NURSE PRACTITIONER	355	0	0	0	0	4.00
5.00	VISITING REGISTERED NURSE	0	0	0	0	0	5.00
6.00	VISITING LICENSED PRACTICAL NURSE	0	0	0	0	0	6.00
7.00	CERTIFIED NURSE MIDWIFE	0	0	0	0	0	7.00
8.00	CLINICAL PSYCHOLOGIST	0	0	0	0	0	8.00
9.00	CLINICAL SOCIAL WORKER	1,112	0	0	0	0	9.00
10.00	REG DIETICIAN/CERT DSMT/MNT EDUCATOR	0	0	0	0	0	10.00
11.00	TOTALS	1,467	237	7	142,743	4,216	11.00
12.00	UNIT COST MULTIPLIER						12.00
13.00	TOTAL COST PER VISIT				602.29	602.29	13.00

PART II - CALCULATION OF ALLOWABLE DIRECT GRADUATE MEDICAL EDUCATION COSTS


		Total Cost (from Wkst. A col. 7, line 47)	Total Visits	Title XVIII Visits	Ratio of Title XVIII Visits to Total Visits	Allowable Title XVIII Direct GME Costs
		1.00	2.00	3.00	4.00	5.00
14.00	ALLOWABLE GME COSTS	0	7,786	244	0.031338	0

PSS DBA MARRAM HEALTH CENTER	Period:	Run Date Time:	11/25/2020 9:00 am	
Provider CCN: 15-1956	From: 07/01/2019	MCRIF32:	224-14	
	To: 06/30/2020	Version:	3.12.169.0	

COMPUTATION OF PNEUMOCOCCAL AND INFLUENZA VACCINE COST

Worksheet B-1


		PNEUMOCOCCAL	SEASONAL INFLUENZA	
		1.00	2.00	
1.00	Health care staff cost (from Worksheet A, column 7, sum of lines 23, and 25 through 36)	1,370,403	1,370,403	1.00
2.00	Ratio of pneumococcal and influenza vaccine staff time to total health care staff time	0.000110	0.002813	2.00
3.00	Pneumococcal and influenza vaccine health care staff cost (line 1 x line 2)	151	3,855	3.00
4.00	Vaccines and related medical supplies cost (from Worksheet A, column 7, lines 48 and 49, respectively)	0	0	4.00
5.00	Direct cost of pneumococcal and influenza vaccine (line 3 + line 4)	151	3,855	5.00
6.00	Total cost of the FQHC (from Worksheet A, column 7, line 100, minus Worksheet A, column 7, line 8)	1,952,641	1,952,641	6.00
7.00	Total administrative overhead (from Worksheet A, column 7, line 8)	2,789,621	2,789,621	7.00
8.00	Ratio of pneumococcal and influenza vaccine direct cost to total direct cost (line 5 / line 6)	0.000077	0.001974	8.00
9.00	Overhead cost - pneumococcal and influenza vaccine (line 7 x line 8)	215	5,507	9.00
10.00	Total cost of pneumococcal and influenza vaccine and their administration (sum of lines 5 and 9)	366	9,362	10.00
11.00	Total number of pneumococcal and influenza vaccine injections (from your records)	13	332	11.00
12.00	Cost per pneumococcal and influenza vaccine injection (line 10 / line 11)	28.15	28.20	12.00
13.00	Number of pneumococcal and influenza vaccine injections administered to Medicare beneficiaries	13	145	13.00
14.00	Cost of pneumococcal and influenza vaccines and their administration costs furnished to Medicare beneficiaries (line 12 x line 13)	366	4,089	14.00
15.00	Total cost of pneumococcal and influenza vaccines and their administration costs (sum of columns 1 and 2, line 10)	9,728		15.00
16.00	Total Medicare cost of pneumococcal and influenza vaccines and their administration costs (sum of columns 1 and 2, line 14) (transfer this amount to Worksheet E, line 3)	4,455		16.00

PSS DBA MARRAM HEALTH CENTER	Period:	Run Date Time:	11/25/2020 9:00 am	
Provider CCN: 15-1956	From: 07/01/2019	MCRIF32:	224-14	
	To: 06/30/2020	Version:	3.12.169.0	

CALCULATION OF REIMBURSEMENT SETTLEMENT

Worksheet E

		1.00	
1.00	FQHC PPS Amount	18,589	1.00
2.00	Direct graduate medical education payments (from Worksheet B, Part II, line 14, column 5)	0	2.00
3.00	Medicare cost of pneumococcal and influenza vaccine and their administration (From Worksheet B-1, line 16)	4,455	3.00
4.00	Medicare advantage supplemental payments (for information only)	0	4.00
5.00	Total (sum of amounts on lines 1 through 3)	23,044	5.00
6.00	Primary payer payments	0	6.00
7.00	Total amount payable for program beneficiaries (line 5 minus line 6)	23,044	7.00
8.00	Coinsurance billed to program beneficiaries	3,718	8.00
9.00	Net Medicare reimbursement excluding bad debts (line 7 minus line 8)	19,326	9.00
10.00	Allowable bad debts (see instructions)	0	10.00
11.00	Adjusted reimbursable bad debts (see instructions)	0	11.00
12.00	Allowable bad debts for dual eligible beneficiaries (see instructions)	0	12.00
13.00	Subtotal (line 9 plus line 11)	19,326	13.00
13.50	Demonstration payment adjustment amount before sequestration	0	13.50
14.00	OTHER ADJUSTMENTS (SPECIFY) (SEE INSTRUCTIONS)	0	14.00
15.00	Amount due FQHC prior to the sequestration adjustment (see instructions)	19,326	15.00
16.00	Sequestration adjustment (see instructions)	323	16.00
16.50	Demonstration payment adjustment amount after sequestration	0	16.50
17.00	Amount due FQHC after sequestration adjustment (see instructions)	19,003	17.00
18.00	Interim payments	14,574	18.00
19.00	Tentative settlement (for contractor use only)	0	19.00
20.00	Balance due FQHC/program (line 17 minus lines 18 and 19)	4,429	20.00
21.00	Protested amounts (nonallowable cost report items) in accordance with CMS Pub. 15-2, chapter 1, §115.2	0	21.00


PSS DBA MARRAM HEALTH CENTER Provider CCN: 15-1956	Period:	Run Date Time:	11/25/2020 9:00 am	
	From: 07/01/2019	MCRIF32:	224-14	
	To: 06/30/2020	Version:	3.12.169.0	

ANALYSIS OF PAYMENTS TO THE FEDERALLY QUALIFIED HEALTH CENTER FOR SERVICES RENDERED

Worksheet E-1

		mm/dd/yyyy	Amount	
		1.00	2.00	
1.00	Total interim payments paid to FQHC		14,574	1.00
2.00	Interim payments payable on individual bills, either submitted or to be submitted to the contractor for services rendered in the cost reporting period. If none, write "NONE" or enter a zero		0	2.00
3.00	List separately each retroactive lump sum adjustment amount based on subsequent revision of the interim rate for the cost reporting period. Also show date of each payment. If none, write "NONE" or enter a zero. (1)			3.00
Program to Provider				
3.01			0	3.01
3.02			0	3.02
3.03			0	3.03
3.04			0	3.04
3.05			0	3.05
Provider to Program				
3.50			0	3.50
3.51			0	3.51
3.52			0	3.52
3.53			0	3.53
3.54			0	3.54
3.99	Subtotal (sum of lines 3.01 - 3.49 minus sum of lines 3.50 - 3.98)		0	3.99
4.00	Total interim payments (sum of lines 1, 2, and 3.99) (transfer to Wkst. E, line 18)		14,574	4.00
TO BE COMPLETED BY CONTRACTOR				
5.00	List separately each tentative settlement payment after desk review. Also show date of each payment. If none, write "NONE" or enter a zero. (1)			5.00
Program to Provider				
5.01			0	5.01
5.02			0	5.02
5.03			0	5.03
Provider to Program				
5.50			0	5.50
5.51			0	5.51
5.52			0	5.52
5.99	Subtotal (sum of lines 5.01 - 5.49 minus sum of lines 5.50 - 5.98)		0	5.99
6.00	Determined net settlement amount (balance due) based on the cost report (1)			6.00
6.01	SETTLEMENT TO PROVIDER		4,429	6.01
6.02	SETTLEMENT TO PROGRAM		0	6.02
7.00	Total Medicare program liability (see instructions)		19,003	7.00
	Name of Contractor	Contractor Number	NPR Date (mm/dd/yyyy)	
	0	1.00	2.00	
8.00	Name of Contractor			8.00

(1) On lines 3, 5, and 6, where an amount is due FQHC to program, show the amount and date on which the FQHC agrees to the amount of repayment, even though total repayment is not accomplished until a later date.

PSS DBA MARRAM HEALTH CENTER	Period:	Run Date Time:	11/25/2020 9:00 am	
Provider CCN: 15-1956	From: 07/01/2019	MCRIF32:	224-14	
	To: 06/30/2020	Version:	3.12.169.0	

STATEMENT OF REVENUE AND EXPENSES

Worksheet F-1

		Title XVIII Medicare	Title XIX Medicaid	Other	Total	
1.00	Gross patient revenues	101,879	2,376,827	400,399	2,879,105	1.00
2.00	Less: Allowances and discounts on patients' accounts				1,111,832	2.00
3.00	Net patient revenues (Line 1 minus line 2)				1,767,273	3.00
4.00	Operating expenses (From Worksheet A, column 3, line 100)				3,431,313	4.00
5.00	Additions to operating expenses (Specify)			0		5.00
6.00				0		6.00
7.00				0		7.00
8.00				0		8.00
9.00				0		9.00
10.00	Total additions (sum of lines 5 through 9)				0	10.00
11.00	Subtractions from operating expenses (specify)			0		11.00
12.00				0		12.00
13.00				0		13.00
14.00				0		14.00
15.00				0		15.00
16.00	Total subtractions (sum of lines 11 through 15)				0	16.00
17.00	Total operating expenses (sum of line 4, plus line 10, minus line 16)				3,431,313	17.00
18.00	Net income from service to patients (Line 3 minus line 17)				-1,664,040	18.00
Other income:						
19.00	Contributions, donations, bequests, etc.			0		19.00
20.00	Income from investments			0		20.00
21.00	Purchase discounts			0		21.00
22.00	Rebates and refunds of expenses			0		22.00
23.00	Sale of Medical and Nursing Supplies to other than patients			0		23.00
24.00	Sale of durable medical equipment to other than patients			0		24.00
25.00	Sale of drugs to other than patients			0		25.00
26.00	Sale of medical records and abstracts			0		26.00
27.00	Government Appropriations			0		27.00
28.00	PUBLIC SUPPORT			1,796,016		28.00
28.50	COVID-19 PHE Funding			0		28.50
29.00				0		29.00
30.00				0		30.00
31.00				0		31.00
32.00	Total Other Income (Sum of lines 19 through 31)				1,796,016	32.00
33.00	Net Income or Loss for the period (Line 18 plus line 32)				131,976	33.00