



MONTHLY MANAGEMENT REPORT
Division of Family Resources
August 2005

August 2005

State of Indiana
Mitchell E. Daniels, Jr.
Governor

**Family and Social Services
Administration**

E. Mitchell Roob Jr.
Secretary

Division of Family Resources

James F. Robertson
Director

For question or to obtain a hard copy of this report contact:
DMRA@fssa.state.in.us



State of Indiana

Published November 2005



Division of Family Resources

Monthly Management Report

Statewide

August 2005

TEMPORARY ASSISTANCE FOR NEEDY FAMILIES (TANF)

Source: FSSA Reports _Statistics, ICES

TANF - REGULAR	August 2005	July 2005	August 2004	Annual Change
Number of families receiving TANF grants	43,784	43,134	44,781	-2.23%
Total number of grant recipients	118,821	116,927	122,042	-2.64%
Number of adult grant recipients	36,084	35,499	37,182	-2.95%
Number of child grant recipients	82,737	81,428	84,860	-2.50%
Total payments	\$9,006,793	\$8,864,936	\$9,335,331	-3.52%
Average payment per case	\$205.71	\$205.52	\$208.47	-1.32%
Average payment per person	\$75.80	\$75.82	\$76.49	-0.90%
Number of TANF cases with benefits reduced to zero	4,705	4,727	4,747	-0.88%
Number of TANF recipients with benefits reduced to zero	13,935	13,972	14,283	-2.44%
Number of adult recipients	4,656	4,684	4,665	-0.19%
Number of child recipients	9,279	9,288	9,618	-3.52%
TANF - UNEMPLOYED PARENT				
Number of families receiving TANF-UP grants	2,081	2,089	2,392	-13.00%
Number of recipients receiving TANF-UP grants	9,104	9,154	10,549	-13.70%
Number of adult grant recipients	4,159	4,174	4,782	-13.03%
Number of child grant recipients	4,945	4,980	5,767	-14.25%
Total payments	\$562,971	\$566,327	\$642,414	-12.37%
Average payment per case	\$270.53	\$271.10	\$268.57	0.73%
Average payment per person	\$61.84	\$61.87	\$60.90	1.54%
Number of TANF-UP cases with benefits reduced to zero	353	339	400	-11.75%
Number of TANF-UP recipients with benefits reduced to zero	1,561	1,513	1,763	-11.46%
Number of adult recipients	704	678	800	-12.00%
Number of child recipients	857	835	963	-11.01%

All data presented in this report was collected at the end of the reporting month.

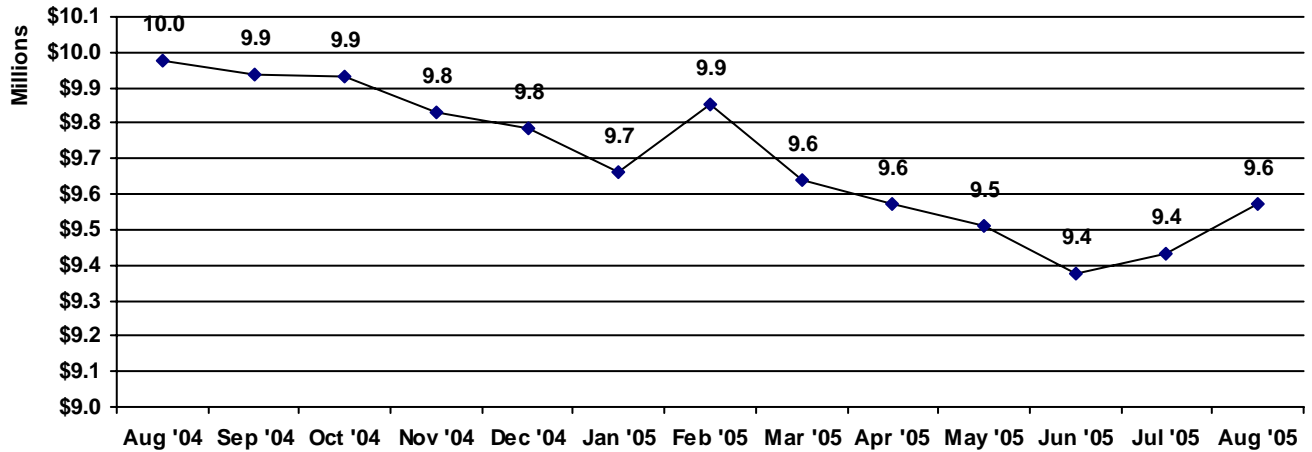


Division of Family Resources Monthly Management Report Statewide August 2005

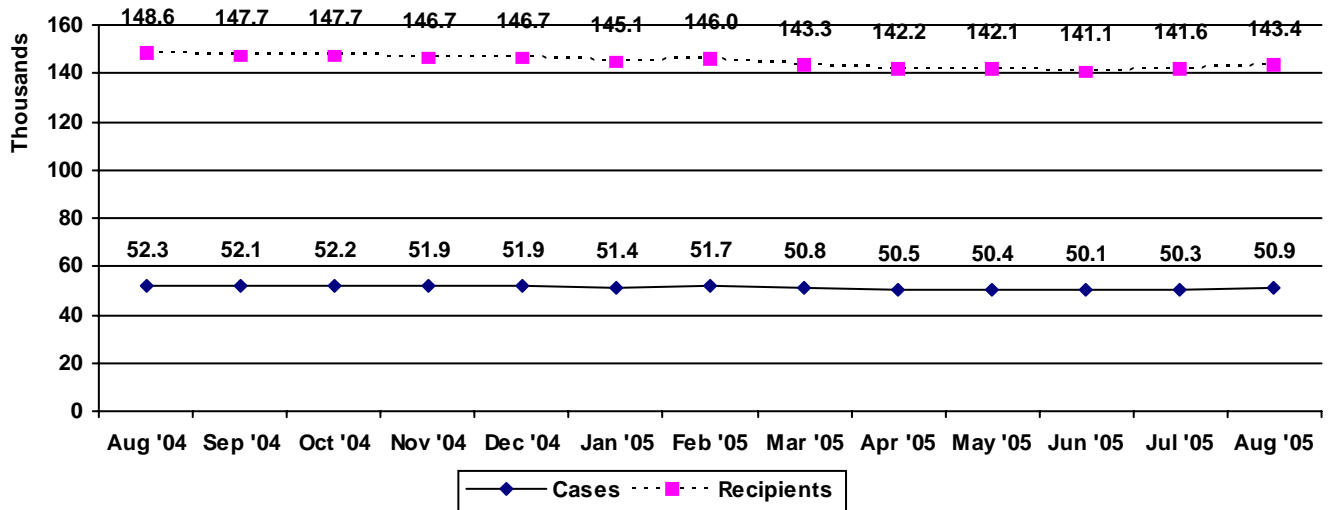
TEMPORARY ASSISTANCE FOR NEEDY FAMILIES (TANF)

Source: FSSA Reports _Statistics, ICES

TANF Regular And TANF UP Cash Assistance



**TANF Cases and Recipients
(TANF Regular and TANF UP)**



All data presented in this report was collected at the end of the reporting month.



Division of Family Resources

Monthly Management Report

Statewide

August 2005

FOOD STAMPS

Source: FSSA Reports Statistics, ICES

	August 2005	July 2005	August 2004	Annual % Change
Total stamps issued	\$53,181,007	\$52,060,119	\$47,800,229	11.26%
Number of households receiving stamps	243,822	240,285	230,715	5.68%
Number of recipients	563,146	554,776	538,350	4.61%
Average stamps per household	\$218.11	\$216.66	\$207.18	5.28%
Average stamps per recipient	\$94.44	\$93.84	\$88.79	6.36%

FOOD STAMPS ERROR RATES

Source: FSSA Reports Statistics, ICES

	May 2005	April 2005	March 2005	Cumulative FFY 2004
FFY Cumulative Positive Error Rate	5.73%	5.67%	6.30%	5.74%
Monthly Positive Error Rate	6.34%	2.00%	3.81%	NA
FFY Cumulative Negative Error Rate	3.73%	3.66%	3.61%	5.19%
Monthly Negative Error Rate	4.23%	3.95%	4.05%	NA

Error Rate data is reported by the state before the federal agency has accepted and finalized the results. This rate is subject to revision.

All data presented in this report was collected at the end of the reporting month.

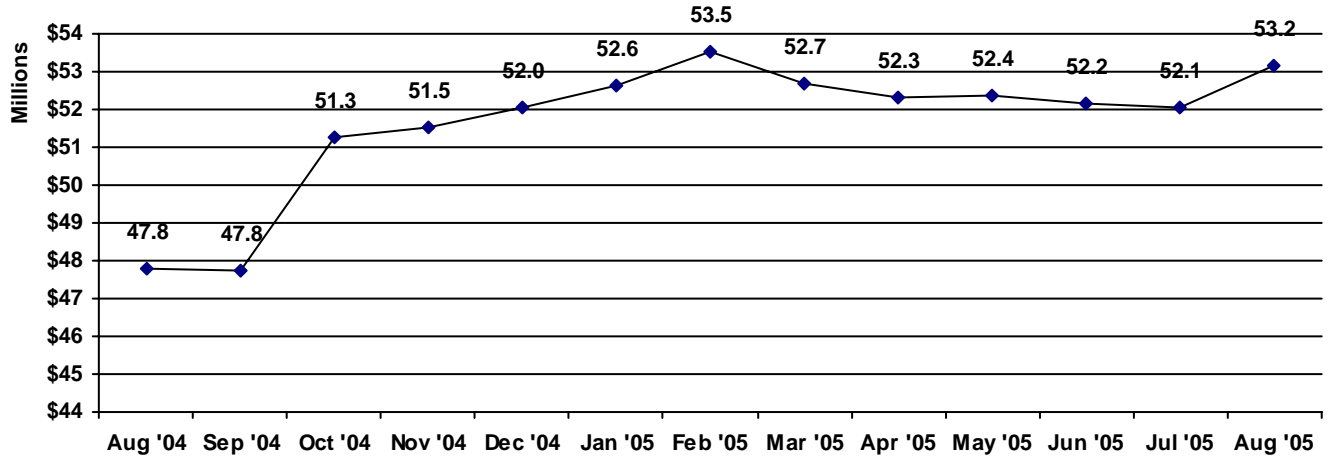


Division of Family Resources Monthly Management Report Statewide August 2005

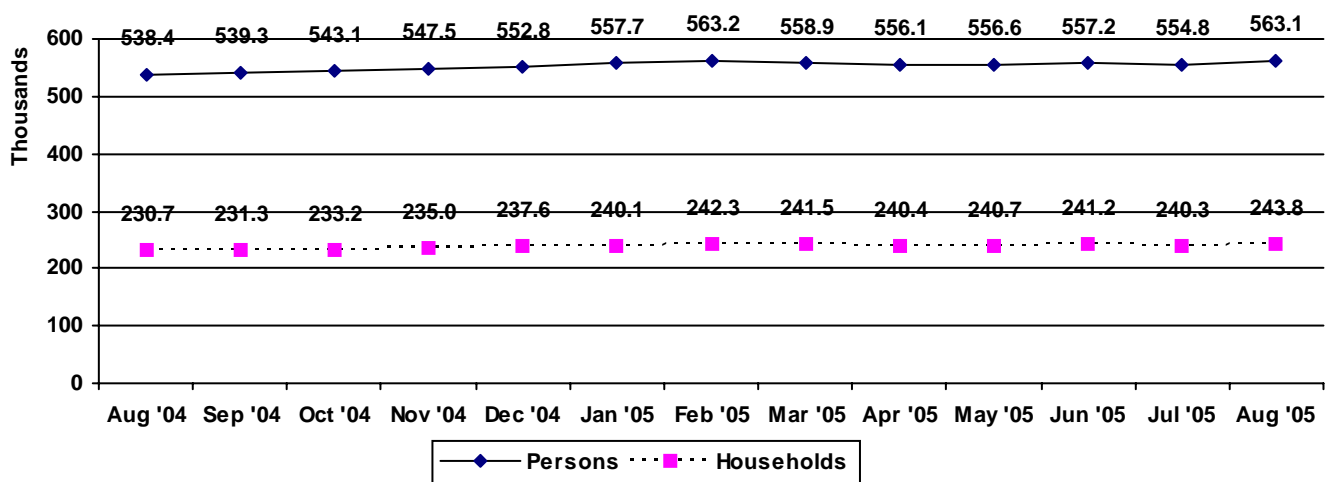
FOOD STAMPS

Source: FSSA Reports ,Statistics, ICES

Food Stamps Issued



Food Stamps Households and Recipients



All data presented in this report was collected at the end of the reporting month.



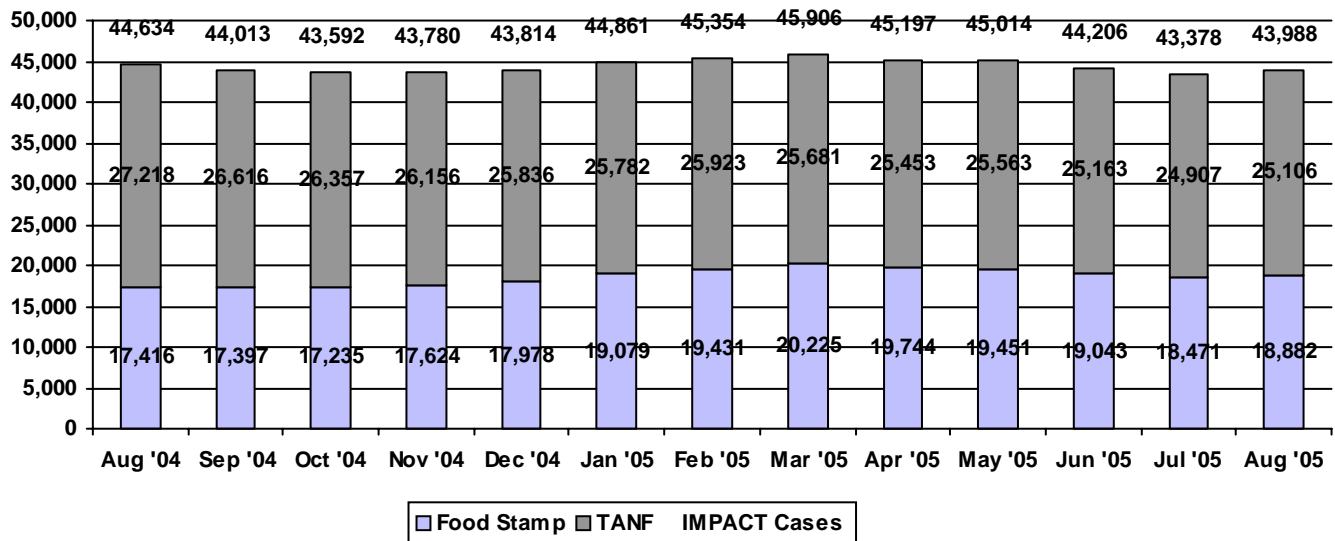
Division of Family Resources Monthly Management Report Statewide August 2005

IMPACT

Source: FSSA Reports_Statistics; FSSA Data Warehouse Project (Employed data)

	August 2005	July 2005	August 2004	Annual % Change
Number of IMPACT cases (See IMPACT note)	43,988	43,378	44,634	-1.45%
Number of TANF IMPACT Cases	25,106	24,907	27,218	-7.76%
Number of Food Stamp Cases	18,882	18,471	17,416	8.42%
Total number of adults employed	3,735	2,798	2,917	28.04%
Number of TANF IMPACT adults employed	2,222	1,732	1,941	14.48%
Number of Food Stamp adults employed	1,513	1,066	976	55.02%
Total number of adults ineligible due to employment	807	979	915	-11.80%
Number of TANF adults	239	260	315	-24.13%
Number of Food Stamp adults	568	719	600	-5.33%

IMPACT Caseloads



Prior to October 2003, IMPACT caseloads did not include Employed or Sanction clients. Beginning October 2003, ICES programming changes allowed the capturing of this data.

All data presented in this report was collected at the end of the reporting month.

Prepared by:
Office of Data Management, Reports, and Analysis

Published:
November 2005



Division of Family Resources Monthly Management Report Statewide August 2005

CHILD CARE

Source: DFR Child Development, CCDF-Prodnew

	August 2005	July 2005	August 2004	Annual % Change
Total Subsidized Child Care Payments	\$10,246,896	\$10,359,083	\$10,335,821	-0.86%
CCDF Child Care Voucher Payments	\$9,797,751	\$9,957,099	\$9,806,151	-0.09%
CCDF Child Care Contract Payments	\$449,146	\$401,984	\$529,669	-15.20%
Number of CCDF Children	30,499	31,249	31,204	-2.26%
Number of Licensed Child Care Homes	2,970	2,992	3,164	-6.13%
Licensed Capacity of Child Care Homes	35,935	36,190	37,887	-5.15%
Number of Licensed Child Care Centers	601	601	622	-3.38%
Licensed Capacity of Child Care Centers	60,272	60,182	61,231	-1.57%
Number of Registered Ministries (Capacity not regulated)	679	660	653	3.98%

The Child Support and Child Services Sections previously appearing in this report will now be published by the Department of Child Services.

All data presented in this report was collected at the end of the reporting month.

Prepared by:
Office of Data Management, Reports, and Analysis

Published:
November 2005



Division of Family Resources
Monthly Management Report
Statewide
August 2005

State of Indiana
Family and Social Services Administration

Monthly Management Report
Definitions of Elements

TANF

The Temporary Assistance for Needy Families (TANF) Program provides cash payments to eligible families with children.

TANF Regular

Number of Families

Total number of households or family units participating in TANF- Regular and TANF-I (Incapacitated Parent). It does not include TANF - UP (Unemployed Parent).

Recipient

A person receiving TANF benefits. There may be more than one recipient in a TANF case.

"**Adult**" recipient is a person 21 years or older or a person 18 or over with at least one child.

"**Child**" recipient is an unmarried person under 18 deprived of parental support and living with a specified relative.

Payments

Total cash assistance dollars paid to TANF recipients during the month.

Average payment per Case

Total TANF payments divided by the number of TANF cases receiving a grant. A "case" is a household or family unit participating in TANF- Regular and TANF-I (Incapacitated Parent). It does not include TANF - UP (Unemployed Parent).

Average payment per Recipient

Total TANF payments divided by the number of TANF recipients receiving a grant.

Cases with benefits reduced to zero

TANF families whose cash assistance has been reduced to zero due to income or penalty.

TANF UP (Unemployed Parent Program)

Number of Families

Total number of households or family units participating in TANF UP.

Recipient

A person receiving TANF benefits. There may be more than one recipient in a TANF case.

"**Adult**" recipient is a person 21 years or older or a person 18 or over with at least one child.

"**Child**" recipient is an unmarried person under 18 deprived of parental support and living with a specified relative.

Payments

Total cash assistance dollars paid to TANF recipients during the month.

Average payment per Case

Total TANF payments divided by the number of TANF cases receiving a grant. A "case" is a household or family unit participating in TANF UP.

Average payment per Recipient

Total TANF payments divided by the number of TANF recipients receiving a grant.

Cases with benefits reduced to zero

TANF families whose cash assistance has been reduced to zero due to income or penalty.

All data presented in this report was collected at the end of the reporting month.



Division of Family Resources
Monthly Management Report
Statewide
August 2005

State of Indiana
Family and Social Services Administration

Monthly Management Report
Definitions of Elements

Food Stamps (FS)

Indiana's Food Stamp Program helps eligible low income families supplement their food purchasing dollars with food stamp coupons.

Total Stamps Issued

Dollar value of total food stamps issued during the month.

Total Households

The number of households participating in the FS program.

Total Persons

The number of persons participating in the FS program.

Average Stamps per Household

The total value of food stamps divided by the number of households.

Average Stamps per Person

The total value of food stamps divided by the total number of recipients.

Positive Error Rate

Dollars paid in error divided by total dollars.

Negative Error Rate

Number of erroneously closed or denied cases divided by total number of cases in sample.

Unregressed

Error rate reported by the state before the federal agency has accepted and finalized the results. This rate is subject to revision.

Employment and Training

IMPACT assists TANF/Food Stamp families to become self-sufficient by helping to provide education, training, and job opportunities and overcoming personal barriers to employment.

Total IMPACT Cases

The total number of active cases with IMPACT activities during the month.

IMPACT-TANF

The number of active TANF cases with IMPACT activities during the month.

IMPACT-Food Stamp

The number of active Food Stamp cases with IMPACT activities during the month.

Total Adults Employed

The total number of IMPACT adults employed during the month.

TANF Adults Employed

The total number of TANF-IMPACT participants that were reported employed during the month.

Food Stamp Adults Employed

The total number of FS-IMPACT participants that were reported employed during the month.

Total Adults ineligible due to employment

The total number of IMPACT adults cases closed during the month because of income from employment.

All data presented in this report was collected at the end of the reporting month.



Division of Family Resources
Monthly Management Report
Statewide
August 2005

State of Indiana
Family and Social Services Administration

Monthly Management Report
Definitions of Elements

Child Care

Indiana's child care program provides child caring services reimbursement to eligible families participating in IMPACT, transitioning out of the TANF program, or are low income families at risk of becoming eligible for TANF.

Total Subsidized Child Care Payments

The total value of Child Care Development Fund (CCDF) Child Care Voucher Payments and CCDF Child Care Contract Payments.

Licensed Capacity of Child Care Homes

The number and licensed capacity of licensed day care homes.

Licensed Capacity of Child Care Centers

The number and licensed capacity of licensed day care centers.

Registered Ministries

The number of registered ministries with child caring facilities. The capacity of registered ministries is not regulated.

All data presented in this report was collected at the end of the reporting month.



Division of Family Resources
Monthly Management Report
Statewide
August 2005

State of Indiana
Family and Social Services Administration

Monthly Management Report
Definitions of Elements

Data Source Systems

CCDF – Prodnew

State and contractor developed database collecting child care services data.

FSSA Data Warehouse

A data coordinating entity established to

prepare federal TANF reports.

ICES

Indiana Client Eligibility System is a federally certified online, integrated, eligibility system that supports the administration of TANF, Food Stamps, IMPACT, and Medicaid Eligibility.

All data presented in this report was collected at the end of the reporting month.