

Annual Licensing Report

2021-2022

 @EducateIN



Table of Contents

- Summary 5
- Transaction Totals 6
- Top 10 Institutions by Original Initial Practitioner License Comparison 2020-21 vs 2021-22 7
- Total of All Licenses Issued Link 7
- Initial Practitioner Licenses by Institution Link 7
- Number of IP Licenses Issued by Indiana EPP's Link 7
- Top 10 Content Areas by Original Initial Practitioner License Comparison 2020-21 vs 2021-22 8
- Number of Teachers Issued Original Initial Practitioner License Chart 9
- Original STEM Initial Practitioner Licenses by Content Area 10
- Reciprocal Permits Issued by Content Area 11
- Top 10 License Additions with Testing Comparison 2020-21 vs 2021-22 12

Table of Contents

- Additions with Testing Link 12
- Montessori Original & Additions 13
- Top 10 Original Emergency Permits Issued by Content Area Comparison 2020-21 vs 2021-22 14
- Top 10 Original Emergency Permits Issued by School Employer Comparison 2020-21 vs 2021-22 15
- Top 10 Transition to Teaching Permits by Content Area Comparison 2020-21 vs 2021-22 16
- Transition to Teaching Permits by Content Area & School Corporation Link 16
- Top 10 Transition to Teaching Permits by School Employer Comparison 2020-21 vs 2021-22 17
- Top 10 Charter School Licenses by Content Area Comparison 2020-21 vs 2021-22 18
- Charter School Licenses by Content Area Link 18
- Top 10 Career Specialists Permits by Content Area Comparison 2020-21 vs 2021-22 19
- Career Specialists Permits by Content Area Link 19

Table of Contents

- Top 10 Workplace Specialist Licenses by Content Area Comparison 2020-21 vs 2021-22 20
- Workplace Specialist Licenses by Content Area Link 20
- Top 10 Substitute Teaching Permits by School Corporation Comparison 2020-21 vs 2021-22 21
- Substitute Teaching Permits by School Corporation Link 21
- Visiting Teacher Permits 2021-22 22
- Temporary Superintendent Licenses 2021-22 23
- Number of Individuals Issued an Instructional License for the 1st Time by Year 24
- Number of Indiana Instructional Licenses Issued for the 1st Time by Year 25
- Number of Valid Instructional Licenses in Effect by Year 26

Summary

The following pages include data and graphics summarizing the key licensing activity from the Indiana Department of Education Office of Educator Licensing covering the 2021-2022 school year (July 1, 2021, through June 30, 2022).

Transaction Totals

Total of all license/permit applications submitted and payments made during the 2020-2021 school year:

47,886

Total of all license/permit applications submitted and payments made during the 2021-2022 school year:

46,428

License Comparison 2020-21 vs 2021-22

Top Ten Institutions by Original Initial Practitioner (IP) Licenses Issued July 1, 2020 – June 30, 2021

Institution	Licenses Issued
Ball State University	481
Indiana University	293
Purdue University	293
Indiana Wesleyan University	264
IUPUI	239
Purdue University Fort Wayne	148
Indiana State University	146
University of Southern Indiana	133
Butler University	124
Taylor University	117

Top Ten Institutions by Original IP Licenses Issued July 1, 2021 – June 30, 2022

Institution	Licenses Issued
Ball State University	473
Purdue University	277
Indiana University	276
Indiana Wesleyan University	251
IUPUI	248
Indiana State University	190
University of Southern Indiana	130
Purdue University Fort Wayne	127
Indiana University/Southeast	127
Butler University	119

Original Initial Practitioner Licenses Issued by Indiana Educator Preparation Programs (EPPs)
All Professional Educator Licenses by Content Area and Action

License Comparison 2020-21 vs 2021-22

Top Ten Content Areas by Original IP
Licenses Issued
July 1, 2020 – June 30, 2021

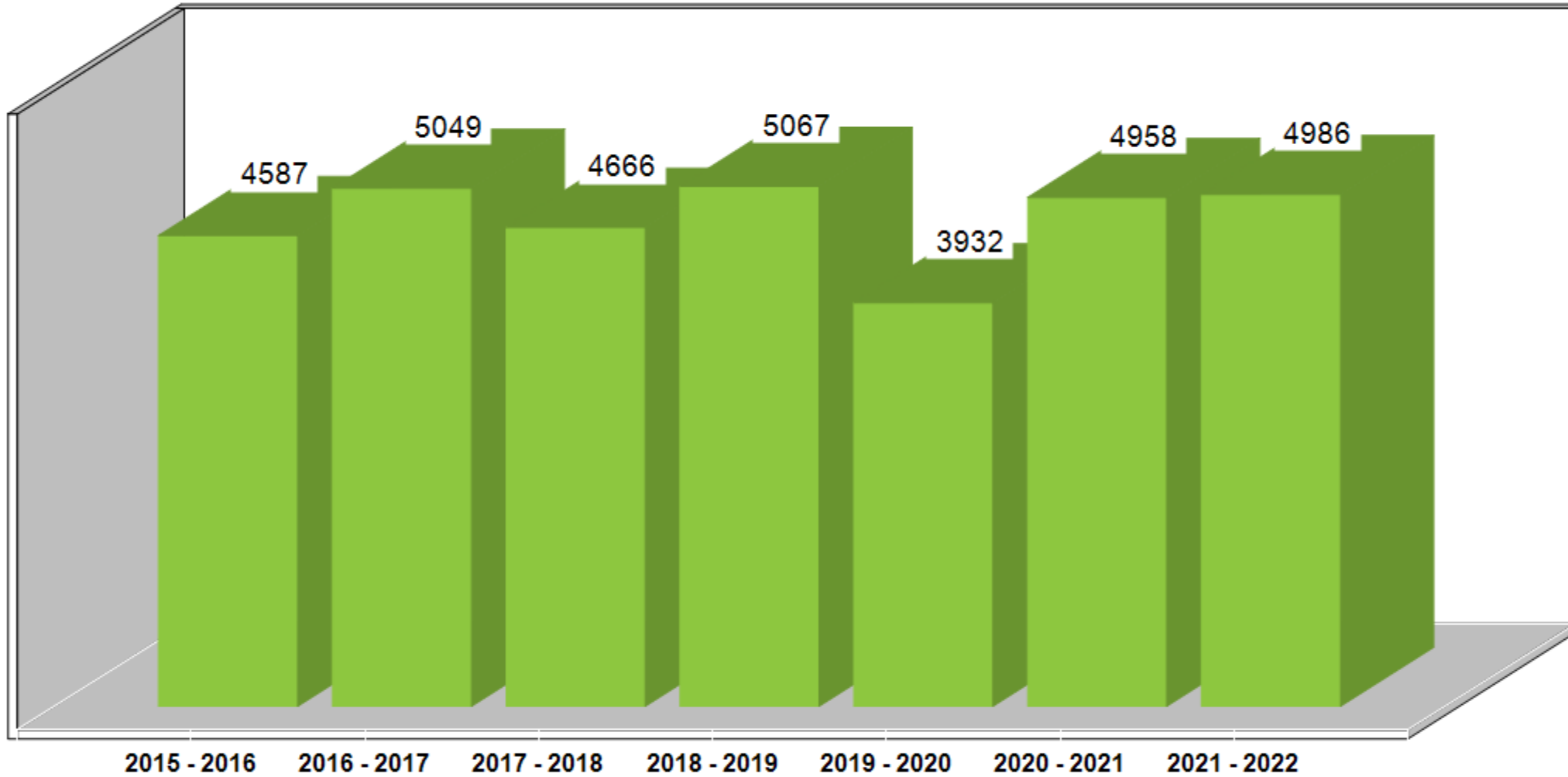
Content Area	Licenses Issued
Elementary Generalist	1843
Building Level Administrator	644
Mild Intervention	589
Language Arts	352
Mathematics	280
Historical Perspectives	220
Early Childhood Education	201
School Counselor	194
Government and Citizenship	127
Physical Education	118

Top Ten Content Areas by Original IP
Licenses Issued
July 1, 2021 – June 30, 2022

Content Area	Licenses Issued
Elementary Generalist	1807
Mild Intervention	675
Building Level Administrator	578
Language Arts	359
Historical Perspectives	261
Mathematics	253
Early Childhood Education	167
School Counselor	145
Instrumental and General Music	117
Life Science	114

Original Initial Practitioner Licenses Issued by Indiana EPPs by Content Area

Indiana Department of Education; Source LVIS Database Tables
Number of Teachers Issued Original Initial Practitioner Licenses
(Count includes Instructional, School Services, and Administrative licenses)



Original Initial Practitioner STEM Licenses Issued by Content Area 2021-22

Content Area	Licenses Issued
Chemistry	34
Computer Science	1
Earth/Space Science	20
Engineering	4
Life Science	113
Mathematics	251
Physical Science	12
Physics	8
Technology Education	10
Total	453

Reciprocal Permits by Content Area

Content Area	Permits Issued	Content Area	Permits Issued	Content Area	Permits Issued
American Sign Language	1	Economics	3	Physics	2
Blind and Low Vision	1	Elementary Generalist	33	Psychology	1
Building Level Administrator	8	French	2	Reading	4
Business	4	Geographical Perspectives	1	School Counselor	5
CTE : Agriculture	2	German	1	Science	2
CTE: Health Occupations	1	Government and Citizenship	2	Social Studies	6
CTE: Marketing	1	Health	7	Spanish	5
CTE: Occupational Family & Consumer Science	1	High Ability Education	5	Teachers of English Learners	28
CTE: Business & Information Technology	1	Historical Perspectives	8	Technology Education	1
Chemistry	2	Instrumental and General Music	3	Theater Arts	1
Chinese	1	Intense Intervention	4	Visual Arts	6
Computer Science	3	Language Arts	17	Vocal and General Music	3
CTE: T&I: Radio & TV	1	Life Science	1		
Early Childhood Education	10	Mathematics	9		
Earth/Space Science	1	Mild Intervention	24		
		Physical Education	9		
		Physical Science	1		
				Total	234

Top 10 License Additions with Testing Comparison 2020-21 vs 2021-22

2020-2021

Subject	Licenses Issued
Language Arts	119
Mathematics	110
Physical Education	77
Science	60
Health	53
Library/Media	35
Historical Perspectives	30
Government and Citizenship	27
Economics	22
Technology Education	22

2021-2022

Subject	Licenses Issued
Mathematics	137
Language Arts	137
Physical Education	89
Health	51
Science	49
Social Studies	45
Historical Perspectives	36
Government and Citizenship	36
CTE: Occupational Fam & Cons	41
Sci	
Library/Media	31

Montessori Original & Additions

Subject/Original	Licenses Issued
1-3	1
4-6	1
P-K	1

Grade Range/Additions	Licenses Issued
1-3	2
4-6	1

Emergency Permits Comparison 2020-2021 vs 2021-2022

Top Ten Content Areas by Original
Emergency Permits Issued
2020-2021

Content Area	Licenses Issued
Elementary Generalist	711
Mild Intervention	502
Language Arts	219
Mathematics	210
Physical Education	100
Science	100
Historical Perspectives	95
Life Science	91
School Counselor	77
Teachers of English Learners	69

Top Ten Content Areas by Original
Emergency Permits Issued
2021-2022

Content Area	Licenses Issued
Elementary Generalist	854
Mild Intervention	674
Mathematics	321
Language Arts	303
Life Science	134
School Counselor	128
Physical Education	111
Historical Perspectives	109
Science	100
Business	95

Emergency Permits Comparison 2020-2021 vs 2021-2022

Top Ten School Corporations by
Original Emergency Permits Issued
2020-2021

Corporation	Licenses Issued
South Bend Community School Corp	90
Indianapolis Public Schools	89
Fort Wayne Community Schools	86
Evansville Vanderburgh School Corp	54
M S D Lawrence Township	53
School City of Hammond	44
Diocese of Fort Wayne	41
Elkhart Community Schools	41
Greater Clark County Schools	34
Hamilton Southeastern Schools	30

Top Ten School Corporations by
Original Emergency Permits Issued
2021-2022

Corporation	Licenses Issued
Indianapolis Public Schools	134
South Bend Community School Corp	124
Fort Wayne Community Schools	96
Evansville Vanderburgh School Corp	81
Diocese of Fort Wayne	70
School City of Hammond	59
M S D Warren Township	52
M S D Pike Township	47
M S D Lawrence Township	44
Penn-Harris-Madison School Corp	40

Transition to Teacher Permits Comparison 2020-21 vs 2021-22

Top Ten Content Areas by Transition to Teaching Permits Issued 2020-2021

Content Area	Licenses Issued
Elementary Generalist	133
Mild Intervention	66
Language Arts	45
Life Science	21
Mathematics	17
Visual Arts	16
Business	15
Historical Perspectives	15
Physical Educations	14
Spanish	9

Top Ten Content Areas by Transition to Teaching Permits Issued 2021-2022

Content Area	Licenses Issued
Elementary Generalist	206
Mild Intervention	146
Language Arts	53
Mathematics	37
Physical Education	29
Life Science	27
Business	26
Historical Perspectives	22
Visual Arts	19
Teachers of English Learners	12

Transition to Teaching Permits by Content Area and School Employer

Transition to Teacher Permits Comparison 2020-21 vs 2021-22

Top Ten School Employers by
Transition to Teaching Permits Issued
2020-2021

Corporation	Licenses Issued
Indianapolis Public Schools	34
South Bend Community School Corp	9
Enlace Academy	8
Evansville Vanderburgh School Corp	8
KIPP Indy Unite Elementary	8
School City of Hammond	8
Victory College Prep Academy	8
21 st Century Charter School of Gary	6
Diocese of Fort Wayne	6
Gary Community School Corp	6

Top Ten School Employers by
Transition to Teaching Permits Issued
2021-2022

Corporation	Licenses Issued
Indianapolis Public Schools	32
Evansville Vanderburgh School Corp	22
South Bend Community School Corp	19
Bartholomew Con School Corp	14
Perry Township Schools	15
Diocese of Fort Wayne	14
Muncie Community Schools	11
Victory College Prep Academy	9
Fort Wayne Community Schools	8
Portage Township Schools	8

Charter School Licenses Comparison 2020-21 vs 2021-22

Top Ten Content Areas by Original Charter School Licenses Issued
2020-2021

Content Area	Licenses Issued
Language Arts	17
Elementary Generalist	11
Business	10
Mathematics	8
Early Childhood Education	6
Life Science	6
Visual Arts	6
Historical Perspectives	5
Mild Intervention	4
Teachers of English Learners	4

Top Ten Content Areas by Original Charter School Licenses Issued
2021-2022

Content Area	Licenses Issued
Language Arts	23
Mild Intervention	17
Elementary Generalist	9
Historical Perspectives	8
Business	8
Early Childhood Education	7
Government and Citizenship	4
Life Science	4
Mathematics	4
Psychology	4

Charter School Licenses by Content Area

Career Specialist Permits Comparison 2020-21 vs 2021-22

Top Ten Content Areas by Original Career Specialist Permits Issued
2020-2021

Content Area	Permits Issued
Business	10
CTE – Business and Info Technology	5
Government and Citizenship	5
CTE – Occupational Family and Consmr Sci	3
CTE – Marketing	3
Historical Perspectives	3
Visual Arts	3
Computer Science	2
CTE – T&I – Engineering	2
CTE – T&I – Graphic Arts	2

Top Ten Content Areas by Original Career Specialist Permits Issued
2021-2022

Content Area	Permits Issued
Visual Arts	3
CTE – Agriculture	2
CTE – Marketing	2
Chemistry	2
CTE – Business & Info Technology	2
Science	2
CTE – Occupational Family and Con Sci	1
Health	1
CTE – T&I – Engineering	1
CTE – T&I – Criminal Justice	1

Workplace Specialist Licenses Comparison 2020-21 vs 2021-22

Top Ten Content Areas by Original Workplace Specialist Licenses Issued
2020-2021

Content Area	Licenses Issued
Health Science: Nursing	29
Criminal Justice	15
Building Trades Technology	12
Auto Services Technology	11
Welding Technology	11
Information Technology: Info Support & Srvcs	10
Computer Science	9
Health Careers	9
Advanced Business Management	8
Advanced Manufacturing	7

Top Ten Content Areas by Original Workplace Specialist Licenses Issued
2021-2022

Content Area	Licenses Issued
Health Science: Nursing	29
Building Trades Technology	19
Criminal Justice	14
Culinary Arts	13
Computer Science	12
Business Management and Finance	12
Welding Technology	11
Auto Services Technology	10
Cosmetology	9
Health Science: Special Topics	7

Substitute Teaching Permits Comparison 2020-21 vs 2021-22

Top Ten School Corporations by Substitute Permits Issued
2020-2021

Corporation	Permits Issued
M S D Washington Township	348
Tippecanoe School Corp	287
Evansville Vanderburgh School Corp	272
Hamilton Southeastern Schools	240
M S D Wayne Township, Indianapolis	239
Monroe County Community School Corp	216
Westfield-Washington Schools	191
Lafayette School Corporation	184
Fort Wayne Community Schools	179
Bartholomew Con School Corp	173

Top Ten School Corporations by Substitute Permits Issued
2021-2022

Corporation	Permits Issued
M S D Washington Township	652
M S D Wayne Township, Indianapolis	382
School City of Hammond	317
Indianapolis Public Schools	285
Evansville Vanderburgh School Corp	243
Crown Point Community School Corp	239
Westfield-Washington Schools	205
Fort Wayne Community Schools	204
Lafayette School Corporation	195
Monroe County Community Sch Corp	195

Visiting Teacher Permits 2021-22

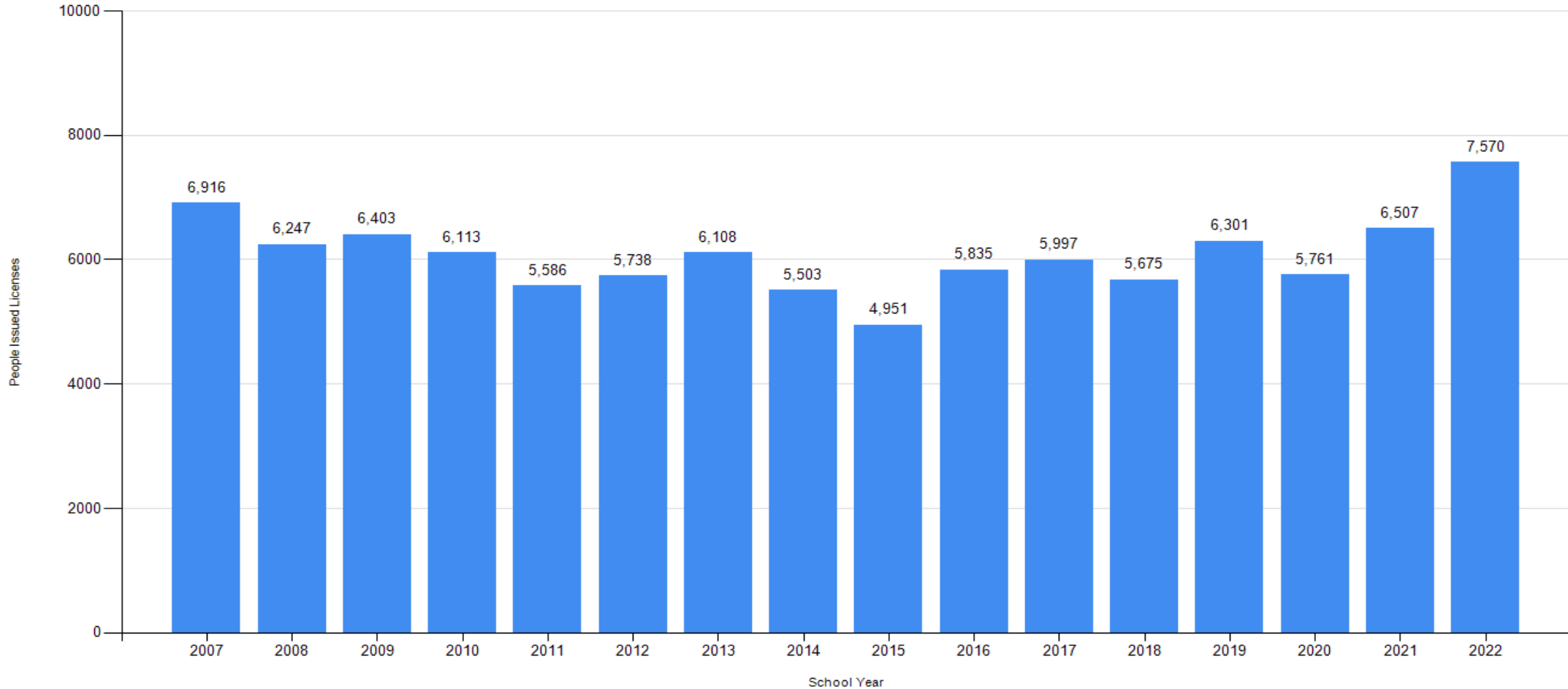
Content Area	Permits Issued
Chemistry	1
Elementary Generalist	2
Life Science	2
Mathematics	1
Spanish	4
Teachers of English Learners	1
Total	11

Temporary Superintendent Licenses 2021-22

Corporation	Licenses Issues
Anderson Community School Corp	1
Anderson Preparatory Academy	1
Blue River Valley Schools	1
Crawford County Community Sch Corp	1
Delaware Community School Corp	1
East Washington School Corp	1
Griffith Public Schools	1
Jay School Corporation	1
Indiana Department of Corrections	1
M S D Martinsville Schools	1
School Town of Munster	1
Shoals Community School Corp	1
School Town of Munster	1
South Henry School Corp	1
Southwestern Con Sch Shelby Co	1
Springs Valley Com Sch Corp	1
Western School Corporation	1
Western Wayne Schools	1
Total	16

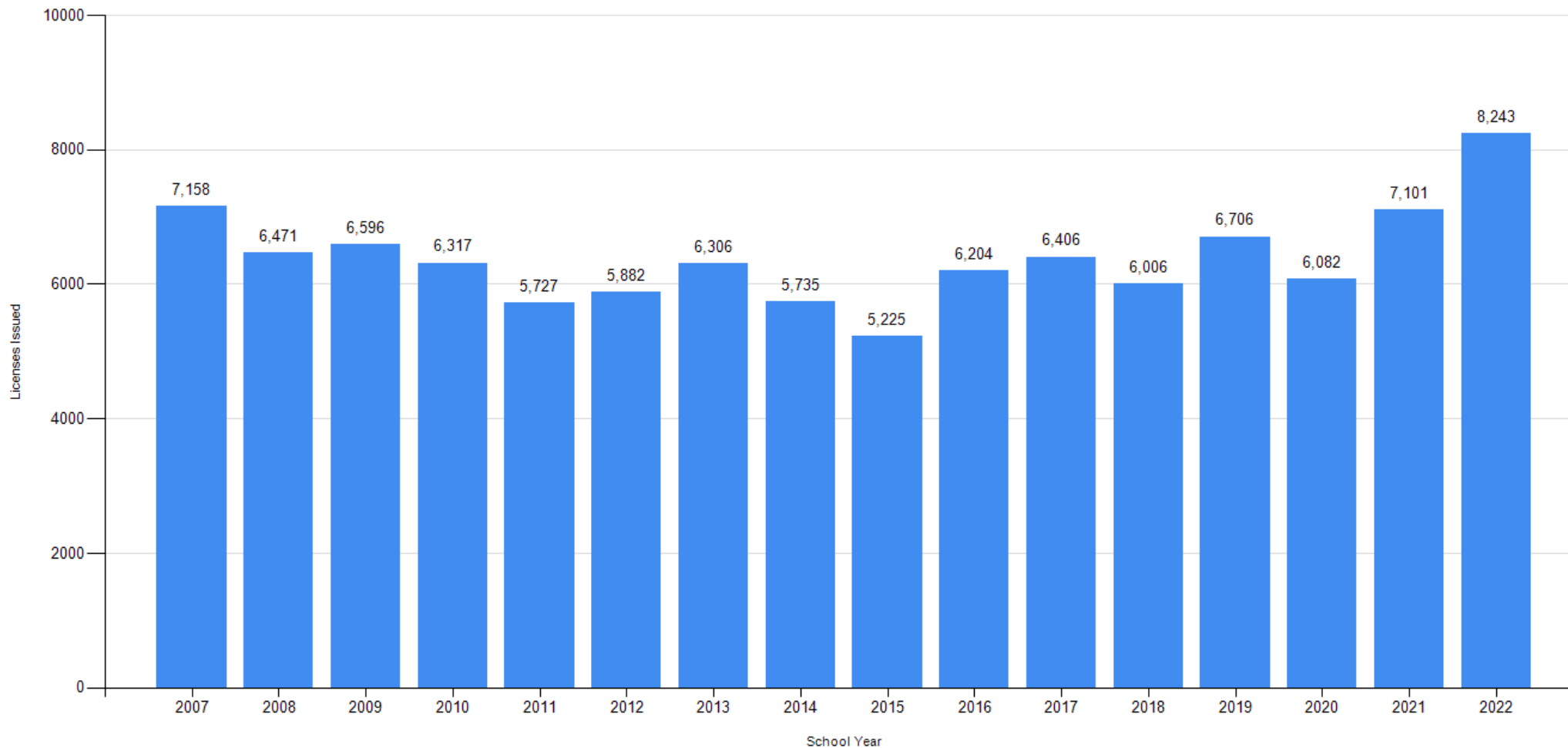


Number of Individuals Issued an Indiana Instructional License for the First Time by Year



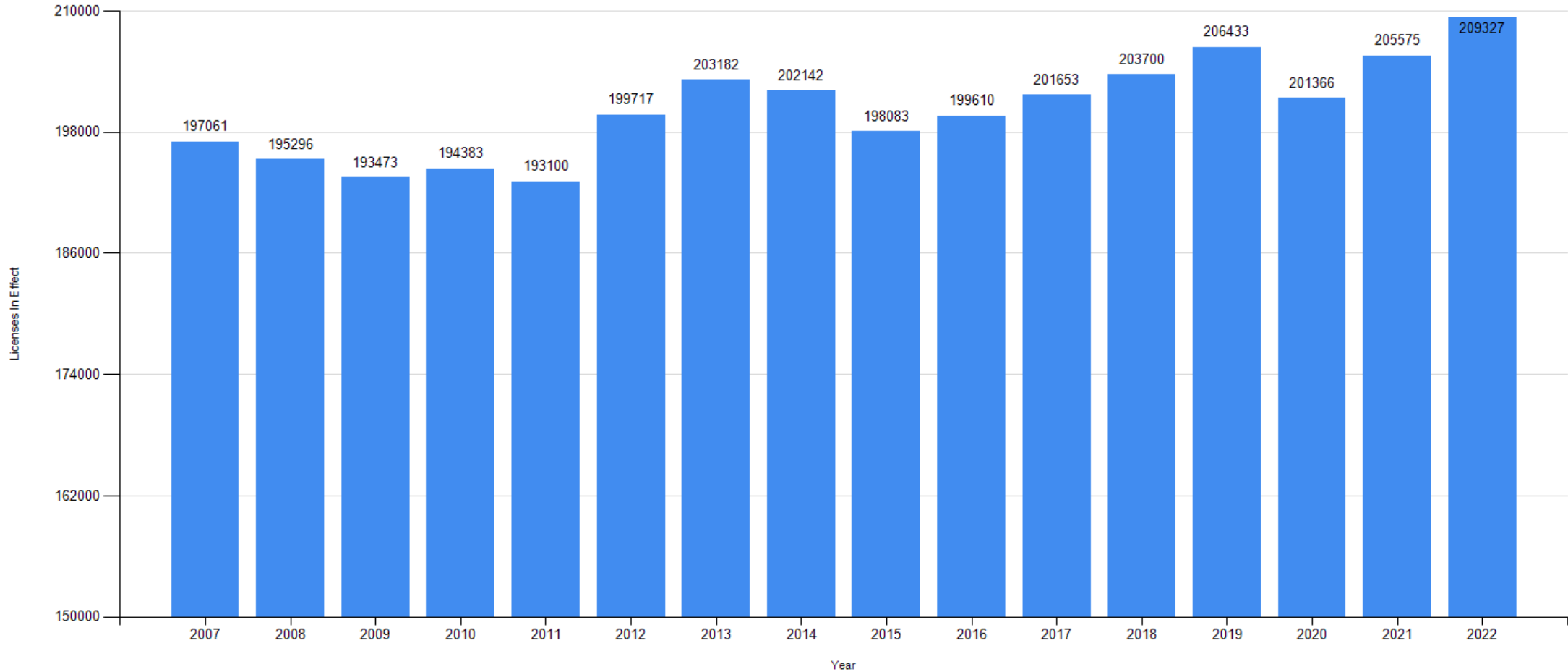
This chart displays the number of individuals issued an original instructional license between July 1 and June 30 each year, including workplace specialist, career specialist, and professional educator licenses. A license holder with multiple content areas is counted once.

Number of Indiana Instructional Licenses Issued for the First Time By Year



This chart displays the number of original instructional licenses by content area issued between July 1 and June 30 each year, including workplace specialist, career specialist, and professional educator licenses. A license with multiple content areas is counted multiple times.

Number of Valid Instructional Indiana Licenses In Effect By Year



This chart displays the number of standard or “full” professional educator licenses valid on June 30 of each year. A teacher with multiple content areas on an instructional license will be counted multiple times.