

Choice Scholarship Program Annual Report

Participation and Payment Data

Prepared By



Office of School Finance

June 2020

Table of Contents

INDIANA SCHOOL CHOICE SCHOLARSHIP PROGRAM HISTORY	4
ELIGIBILITY	4
STUDENT ELIGIBILITY CRITERIA.....	4
INCOME ELIGIBILITY CRITERIA	6
PARTICIPATION	7
STUDENT AND SCHOOL PARTICIPATION.....	7
PARTICIPATION BY GRADE LEVEL	9
PARTICIPATION BY GENDER.....	11
PARTICIPATION BY ETHNICITY	12
PARTICIPATION BY GEOGRAPHIC AREA	13
TRACKS	14
PARTICIPATION BY TRACK.....	14
PARTICIPATION BY PRIOR INDIANA PUBLIC SCHOOL ATTENDANCE.....	16
2019-2020 NEW CHOICE STUDENT PARTICIPATION BY TRACK AND PRIOR INDIANA PUBLIC SCHOOL ATTENDANCE.....	17
SPECIAL EDUCATION	18
RETENTION	20
PARTICIPANT RETENTION DURING THE SCHOOL YEAR	20
PARTICIPANT RETENTION BETWEEN SCHOOL YEARS.....	20
AWARDS	20
CALCULATION OF AWARD AMOUNT.....	20
AWARDS BY TYPE	21
AWARD AMOUNT BY TRACK.....	27
AWARD AMOUNT BY GRADE	28
AVERAGE QUALIFIED AWARD AMOUNT.....	28
AVERAGE ACTUAL AWARD AMOUNT	29
AWARDS BY PUBLIC SCHOOL CORPORATION OF LEGAL SETTLEMENT	30
AWARDS BY PARTICIPATING CHOICE SCHOOL.....	31

CHOICE SCHOLARSHIP PAYMENTS 31

ADDITIONAL INFORMATION..... 33

**APPENDIX A: CHOICE SCHOLARSHIP STUDENTS BY SCHOOL CORPORATION OF
LEGAL SETTLEMENT 35**

APPENDIX B: CHOICE SCHOLARSHIP STUDENT COUNT BY CHOICE SCHOOL 43

**APPENDIX C: CHOICE SCHOLARSHIP QUALIFIED AWARD AMOUNTS BY CHOICE
SCHOOL..... 54**

**APPENDIX D: CHOICE SCHOLARSHIP QUALIFIED AWARD AMOUNTS BY PUBLIC
SCHOOL CORPORATION OF LEGAL SETTLEMENT OF CHOICE STUDENTS..... 65**

**APPENDIX E: PUBLIC SCHOOL CORPORATION BASED ON CHOICE SCHOOL
PHYSICAL LOCATION 73**

**APPENDIX F: QUALIFIED AWARD TYPES BY CHOICE STUDENT PUBLIC SCHOOL
CORPORATION OF LEGAL SETTLEMENT.....82**

The 2019-2020 Choice Scholarship Program Annual Report is the most up-to-date version of the report that was first released in January 2014. This version of the report reflects data from the 2018-2019 and 2019-2020 school years. Due to some data not being finalized until June, some data will not be available until the end of the school year and will be reflected in the 2020-2021 update of the Choice Scholarship Program Annual Report. Prior year Choice Scholarship Program Annual Reports, dating back to the first report in 2014, can be found on the Choice Scholarship Program website, www.doe.in.gov/choice.

Part of the Choice Scholarship Annual Report provides an overview of Indiana's Choice Scholarship Program that was passed into law as part of House Enrolled Act 1003-2011 (Public Law 92-2011). The Choice Scholarship Program provides Choice Scholarships to students that meet specific eligibility track and income criteria. Choice Scholarships are used to offset, and assist, the cost of tuition and fees at participating Choice schools for eligible families.

The legal foundation for the Choice Scholarship Program can be found in IC 20-51 and 512 IAC 4, or by accessing information on the Choice Scholarship Program website, www.doe.in.gov/choice.

ELIGIBILITY

To participate in the Choice Scholarship Program, a student must satisfy track and income eligibility requirements.

STUDENT ELIGIBILITY CRITERIA

All students must satisfy the following two requirements:

1. Have legal settlement in Indiana; and
2. Be between the ages of five (5) and 22 no later than August 1 of the school year for which they are applying for a Choice Scholarship.

After satisfying the two requirements listed above, a student must satisfy the requirements for one of the eligibility tracks.

For first year of the program, 2011-2012 school year, there were two eligibility tracks.

1. Two Semesters in Public School Track

- a. The student was enrolled in 1st through 12th grade in a public school, including a charter school, in Indiana for at least two semesters immediately preceding the first semester for which the individual receives a Choice Scholarship;
- b. Beginning with the 2013-2014 school year, kindergarten attendance could satisfy the two semesters in public school requirement; and
- c. The student is a member of a household with an annual income equal to or below 150 percent of the amount to qualify for the Federal Free or Reduced Price Lunch Program.

2. Previous Scholarship Granting Organization (SGO) Award Track

- a. The student received an SGO Scholarship in a previous school year, including a school year that does not immediately precede the school year for which the student is applying for a Choice Scholarship. The nine approved Scholarship Granting Organizations (SGOs) are:
 - Elkhart County Community Foundation
 - Institute for Quality Education, Inc. (Formerly Educational Choice Charitable Trust)
 - LaGrange County Community Foundation, Inc.

- Professional Athletes of Indiana
 - Sagamore Institute Scholarships for Education Choice
 - School Scholarship Granting Organization of Northeast Indiana
 - The Lutheran Scholarship Granting Organization of Indiana
 - Tuition Assistance Fund of Southwestern Indiana (Closed February 2013)
 - Summit Scholarship Granting Organization, Inc.; and
- b. Is a member of a household with an annual income equal to or below 150 percent of the amount to qualify for the Federal Free or Reduced Price Lunch Program.

For the 2012-2013 school year, a third track, the Previous Choice Scholarship Student Track, became applicable. The Previous Choice Scholarship Student Track was written into the original statute. However, because the 2011-2012 school year was the first year of the Choice Scholarship Program, no student could have met the criteria for this track prior to the 2012-2013 school year.

3. **Previous Choice Scholarship Student Track (Previous Choice)**

a. **2012-2013 School Year**

- The student received a Choice Scholarship in the previous school year.

b. **2013-2014 School Year**

- The student received a Choice Scholarship in a school year that does not immediately precede the school year for which the student is applying for a Choice Scholarship; or
- The student received a Choice Scholarship in the immediately preceding school year, but the student exited the Choice school prior to the end of the school year.

- c. The student is a member of a household with an annual income equal to or below 150 percent of the amount to qualify for the Federal Free or Reduced Price Lunch Program.

For the 2013-2014 school year, legislative changes increased the number of eligibility tracks to seven.

4. **Continuing Choice Scholarship Student Track (Continuing Choice)**

- a. The student received a Choice Scholarship in the school year that immediately precedes the school year for which the student is applying for a Choice Scholarship;
- b. The student is required to have remained enrolled at the Choice school for the entirety of the immediately preceding school year; and
- c. The student is a member of a household with an annual income equal to or below 200 percent of the amount to qualify for the Federal Free or Reduced Price Lunch Program.

5. **Special Education Track**

- a. The student has a disability that requires special education services;
- b. An Individualized Education Program (IEP) pursuant to IC 20-35 or a Service Plan (SP) pursuant to 511 IAC 7-34 has been developed for the student; and
- c. The student is a member of a household with an annual income equal to or below 200 percent of the amount to qualify for the Federal Free or Reduced Price Lunch Program.

6. **“F” Public School Track**

- a. The student would be required to attend a specific public school based on his/her residence that has been assigned an “F” grade;
- b. This track does not require prior attendance at the school; and
- c. The student is a member of a household with an annual income equal to or below 150 percent of the amount to qualify for the Federal Free or Reduced Price Lunch Program.

7. Sibling Track

- a. The sibling of the newly applying student received either a Choice Scholarship or an SGO scholarship in a preceding school year, including a school year that does not immediately precede the school year for which the student is applying for a Choice Scholarship;
- b. For purposes of the Choice Scholarship Program, the term “sibling” shall mean one of two or more individuals having one **or** both parents, guardians, or custodians in common. The term does not require a consanguineous (blood) relationship between the individuals; and
- c. The student is a member of a household with an annual income equal to or below 150 percent of the amount to qualify for the Federal Free or Reduced Price Lunch Program.

For the 2017-2018 school year, legislative changes increased the number of eligibility tracks to eight.

8. Pre-K Track

- a. The student received and used an Early Education Grant under IC 12-17.2-7.2 to attend Pre-K at an eligible Choice school;
- b. The student is applying for a Choice Scholarship at the same Choice school where they attended Pre-K with an Early Education Grant; and
- c. The student is a member of a household with annual income equal to or below 127 percent of the Federal poverty level (69 percent of the amount to qualify for the Federal Free or Reduced Price Lunch Program).

INCOME ELIGIBILITY CRITERIA

The income criteria to participate in the Choice Scholarship Program, shown in Table 1, are linked to the Federal Free or Reduced Price Lunch Program income guidelines. In order to qualify for the 90 percent Choice Scholarship award, a student must be a member of a household with an annual income equal to or less than 100 percent of the amount to qualify for the Federal Free or Reduced Price Lunch Program. To qualify for the 70 percent award, the student must be a member of a household with an annual income equal to or less than 125 percent of the amount to qualify for the Federal Free or Reduced Price Lunch Program. To qualify for the 50 percent award, the student must be a member of a household with an annual income equal to or less than 150 percent of the amount to qualify for the Federal Free or Reduced Price Lunch Program.

The 50, 70, and 90 percent award amounts are percentages of the tuition support amounts that the respective student’s public school corporation of legal settlement would receive if the student were enrolled in a public school in that corporation.

Beginning with the 2013-2014 school year, income eligibility for the 50 percent award was expanded to 200 percent of the amount to qualify for the Federal Free or Reduced Price Lunch Program for students qualifying under the Continuing Choice and Special Education Tracks.

Beginning with the 2017-2018 school year, the Pre-K Track was added to the income eligibility table. For the Pre-K Track, students are able to receive a 90 percent award if their income is no more than 69 percent of the amount to qualify for the Federal Free or Reduced Price Lunch Program.

Beginning with the 2019-2020 school year, an additional income threshold and award amount were added to the income eligibility table. Except for students qualifying for the Pre-K Track, all other students are eligible for a 70 percent award amount if their household income is higher than 100 percent of the amount to qualify for the Federal Free or Reduced Price Lunch Program but less than 125 percent.

**Table 1. Choice Scholarship Program Income Limits by Household Size
2019-2020 School Year**

	69% of Reduced Lunch Eligibility	100% of Reduced Lunch Eligibility	125% of Reduced Lunch Eligibility	150% of Reduced Lunch Eligibility	200% of Reduced Lunch Eligibility
Persons in Household	Annual household income limit for a "90%" Choice Scholarship ¹	Annual household income limit for a "90%" Choice Scholarship ²	Annual household income limit for a "70%" Choice Scholarship ³	Annual household income limit for a "50%" Choice Scholarship ⁴	Annual household income limit for a "50%" Choice Scholarship ⁵
1	\$15,862	\$23,107	\$28,883	\$34,660	\$46,213
2	\$21,476	\$31,284	\$39,104	\$46,925	\$62,567
3	\$27,089	\$39,461	\$49,326	\$59,191	\$78,921
4	\$32,703	\$47,638	\$59,547	\$71,456	\$95,275
5	\$38,316	\$55,815	\$69,768	\$83,722	\$111,629
6	\$43,929	\$63,992	\$79,989	\$95,987	\$127,983
7	\$49,543	\$72,169	\$90,211	\$108,253	\$144,337
8	\$55,156	\$80,346	\$100,432	\$120,518	\$160,691
9	\$60,770	\$88,523	\$110,653	\$132,784	\$177,045
10	\$66,383	\$96,700	\$120,874	\$145,049	\$193,399

Note: Income levels are determined in accordance with the [Income Verification Rules](http://www.doe.in.gov/choice) document available at www.doe.in.gov/choice.

¹ For a household size of eleven (11) or more, add \$5,613 to the annual limit for each additional member for a "90%" scholarship (Pre-K only)

² Add \$8,177 to the annual limit for each additional member for a "90%" scholarship (all except Pre-K)

³ Add \$10,221 to the annual limit for each additional member for a "70%" scholarship (all except Pre-K)

⁴ Add \$12,266 to the annual limit for each additional member for a "50%" scholarship (all except Pre-K)

⁵ Add \$16,354 to the annual limit for each additional member for a "50%" scholarship (Continuing Choice and Special Education only)

PARTICIPATION

STUDENT AND SCHOOL PARTICIPATION

Beginning with the 2019-2020 school year, a second Choice student application period was put in place. The original, period one, application remained in place from March 1, 2019, to September 1, 2019. The second application, period two, was open from November 1, 2019, to January 15, 2020.

For the first time in the history of the Choice Scholarship Program, the number of applications during period one decreased. Last year, the 2018-2019 Choice Scholarship Program had 36,290 participating students and 329 participating schools. The 2019-2020 school year saw a decrease in participating schools to 326. For the first time in Choice Scholarship Program history, the number of participating students decreased. There were 36,248 participating students in period one. However, the addition of the period two application provided 459 additional participating students which increased the total number of participating students for the 2019-2020 school year to 36,707.

The period two application was established, by law, to provide an opportunity for eligible Choice students to transfer to a new Choice school and receive a Choice Scholarship after the September 1 deadline. However, 459 students did not have an application during period one and were new to the 2019-2020 Choice Scholarship Program. Additionally, there were 90 participating students from period one that applied in period two. Because these students were counted in the student count for period one, they were excluded from the period two count of 459, to avoid a duplicated count.

The change in student participation is illustrated in Table 2.

Table 2. Student Participation				
Year	Application Period	Student Count	Change from Previous Year	Percent Change from Previous Year
2018-2019	Period One	36,290	832	2.35%
2019-2020	Period One	36,248	-42	-0.12%
	Period Two	459	N/A	N/A
	Total	36,707	417	1.15%

Table 3 illustrates the application types for 2019-2020 period two applicants. The table details whether a student had a 2019-2020 period one application, transferred schools, and applied for 2019-2020 period two; or if the student did not apply during 2019-2020 period one and applied for 2019-2020 period two and received only a period two Choice Scholarship award for the 2019-2020 school year.

Table 3. 2019-2020 Period Two Application Types			
Year	New Applicants	Transfer Applicants	Total
2019-2020	459	90	549

Table 4, below, illustrates students that transferred during the 2019-2020 school year and applied in both application periods. The table shows students that applied during the first period application, left the original applying school, and whether they returned to the same school to apply for the second period or enrolled and applied at a different Choice school for the second period.

Table 4. 2019-2020 Period Two Transfer Application Types			
Year	Same School	Different School	Total
2019-2020	12	78	90

The change in school participation from the 2018-2019 school year to the 2019-2020 school year is illustrated in Table 5.

Table 5. School Participation			
Year	School Count	Change from Previous Year	Percent Change from Previous Year
2018-2019	329	11	3.46%
2019-2020	326	-3	-0.91%

Nonpublic schools, consisting of Choice and non-Choice schools, accounted for 7.38 percent of statewide student enrollment for the 2019-2020 school year. This is a decrease of 0.14 percent from the 2018-2019 school year. Choice student enrollment increased 0.01 percent over the same time period, which is only reflected by the period one count of 36,248. Overall state enrollment decreased, but Traditional Public and Choice schools had marginal change in percentage. Choice and “Other” school types were the only ones to have an increase in enrollment percentage. Part of this is due to decreases of the number of Public Charter and Nonpublic (non-Choice) schools, and the addition of the “Other” school type, which made up 0.72 percent of the statewide enrollment.

The illustration of changes in the actual counts of students by school type for period one can be found in Table 6a. The illustration of changes in percentage of statewide student enrollment by school type can be found in Table 6b.

Table 6a. Count of Statewide Student Enrollment by School Type						
Year	Traditional Public	Public Charter	Non-Public (Excluding Choice Students)*	Choice	Other**	Total
2018-2019	1,004,113	51,172	49,664	36,290	N/A	1,141,239
2019-2020	998,244	44,965	47,540	36,248	8,202	1,135,199

* Includes only accredited non-public schools that report to the Indiana Department of Education.
 ** Other includes cooperatives, state run schools, and university run schools. Other was not a category until 2019-2020.

Table 6b. Percent of Statewide Student Enrollment by School Type						
Year	Traditional Public	Public Charter	Non-Public (Excluding Choice Students)*	Choice	Other**	Total
2018-2019	87.98%	4.49%	4.35%	3.18%	N/A	100.00%
2019-2020	87.94%	3.96%	4.19%	3.19%	0.72%	100.00%

* Includes only accredited non-public schools that report to the Indiana Department of Education.
 ** Other includes cooperatives, state run schools, and university run schools. Other was not a category until 2019-2020.

PARTICIPATION BY GRADE LEVEL

The kindergarten and grades 9-12+ groups both decreased by 0.09 percent and grades 1-8 increased 0.18 percent from period one of 2018-2019 to period one of 2019-2020. Period two of 2019-2020 had a percentage increase of 0.03 percent for kindergarten, a decrease of 6.22 percent for grades 1-8, and an increase of 6.19 percent for grades 9-12+. When period one and period two for 2019-2020 are combined, kindergarten had the largest decrease at 0.09 percent and grades 1-8 had the largest increase of 0.10 percent. Grades 9-12+ only decreased by 0.01 percent. In comparison, the change for each grade level cluster from 2018-2019 to the total of 2019-2020 was marginal.

The count of participating students by grade level cluster can be found in Table 7a. The percentage of participating students by grade level cluster can be found in Table 7b.

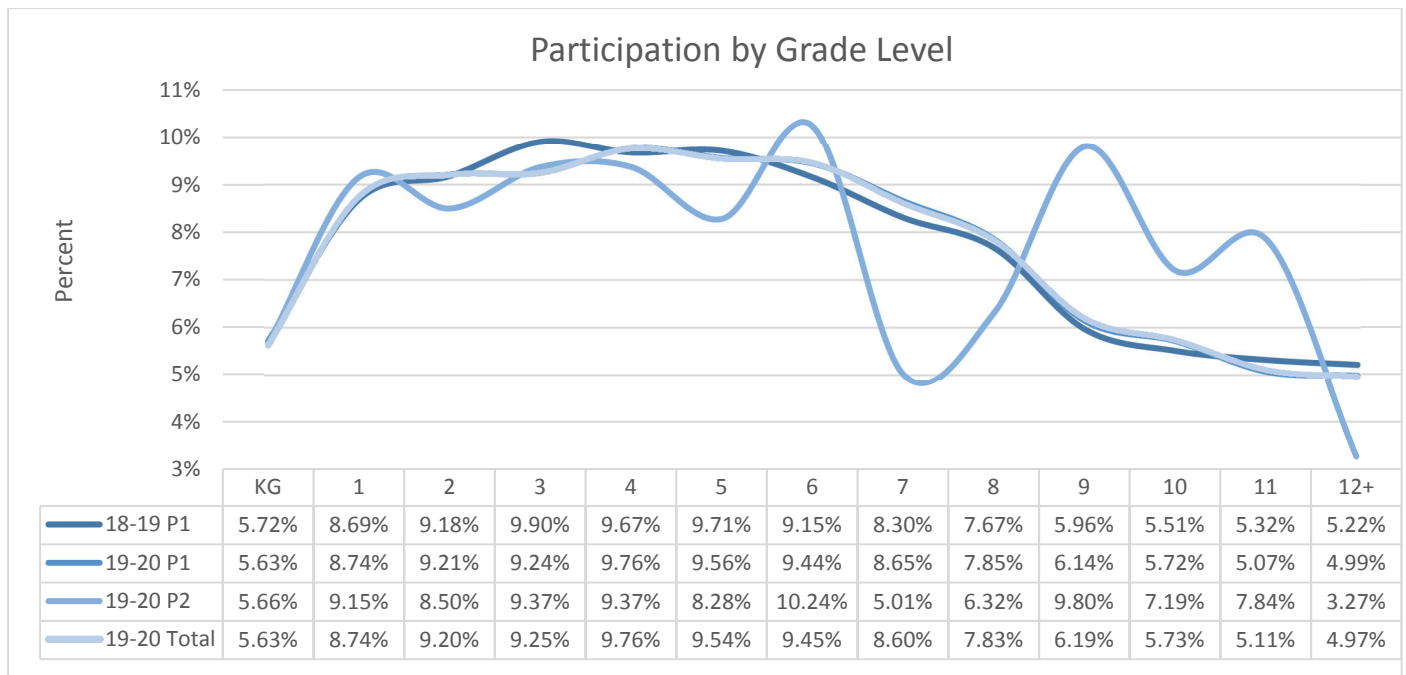
Table 7a. Count of Participation by Grade Level Cluster					
Year	Application Period	Kindergarten	Grades 1-8	Grades 9-12+	Total
2018-2019	Period One	2,074	26,227	7,989	36,290
2019-2020	Period One	2,040	26,262	7,946	36,248
	Period Two	26	304	129	459
	Total	2,066	26,566	8,075	36,707

Table 7b. Percent of Participation by Grade Level Cluster					
Year	Application Period	Kindergarten	Grades 1-8	Grades 9-12+	Total
2018-2019	Period One	5.72%	72.27%	22.01%	100.00%
2019-2020	Period One	5.63%	72.45%	21.92%	100.00%
	Period Two	5.66%	66.23%	28.11%	100.00%
	Total	5.63%	72.37%	22.00%	100.00%

The count of program participants by grade level, as well as the percent each grade level accounted for in terms of program enrollment in each year are detailed in Table 8. From the 2018-2019 school year to the 2019-2020 school year, no grade level increased or decreased by more than 0.65 percent as a percentage of participating students in the Choice Scholarship Program. The largest decrease, 0.65 percent, was found in the third grade. The largest increase, 0.30 percent, was found in both the sixth and seventh grades.

The graph on the following page shows the marginal changes from the 2018-2019 school year to the 2019-2020 school year. The percentages for 2018-2019, 2019-2020 Period One, and 2019-2020 Total are similar and with minimal change. The lines for 2019-2020 Period One and 2019-2020 Total are so closely aligned that they overlap and period one can hardly be seen in the graph. 2019-2020 Period Two shows no pattern or similarity to the other groups of data.

Table 8. Participation by Grade Level				
Grade	2018-2019	2019-2020		
	Period One	Period One	Period Two	Total
KG	2,074	2,040	26	2,066
1	3,152	3,167	42	3,209
2	3,330	3,338	39	3,377
3	3,593	3,351	43	3,394
4	3,511	3,539	43	3,582
5	3,524	3,464	38	3,502
6	3,321	3,423	47	3,470
7	3,013	3,135	23	3,158
8	2,783	2,845	29	2,874
9	2,164	2,226	45	2,271
10	2,000	2,072	33	2,105
11	1,931	1,839	36	1,875
12+	1,894	1,809	15	1,824
Total	36,290	36,248	459	36,707



PARTICIPATION BY GENDER

Tables 9a and 9b provide data on the gender of participating Choice Scholarship students. In each year of the program, slightly more female students have participated than male students. However, there has been a slight decrease each year in the number of female participating students and a slight increase in male participating students. The changes in each one marginal and female students still make up over 50 percent of the participating students in the Choice Scholarship Program. Period two of 2019-2020 saw a disproportionate percentage of female students to male students at roughly 54 percent female and 46 percent male. Overall, the percentages for male and female participating students was 50 percent each. This is a slight change from the 51 percent female and 49 percent male students from 2018-2019.

Table 9a. Count by Gender				
Year	Application Period	Female	Male	Total
2018-2019	Period One	18,349	17,941	36,290
	Period Two	246	213	459
2019-2020	Total	18,534	18,173	36,707

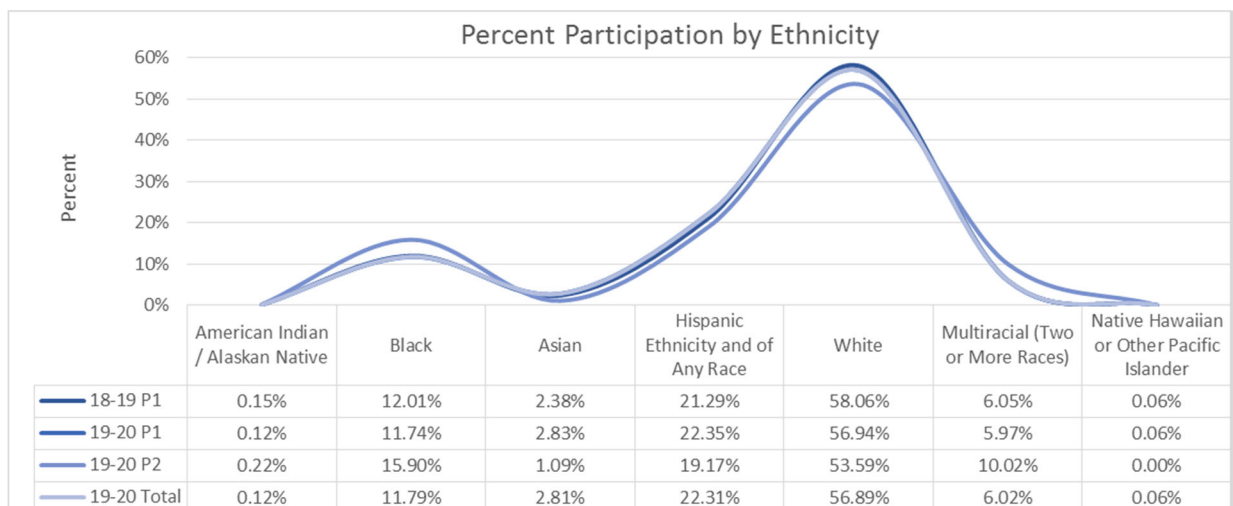
Table 9b. Count by Gender				
Year	Application Period	Female	Male	Total
2018-2019	Period One	50.56%	49.44%	100.00%
	Period Two	53.59%	46.41%	100.00%
2019-2020	Total	50.49%	49.51%	100.00%

PARTICIPATION BY ETHNICITY

Table 10 details the reported ethnicity of Choice Scholarship students from the 2018-2019 and 2019-2020 school years.

Ethnicity	2018-2019	2019-2020		
	Period One	Period One	Period Two	Total
American Indian / Alaskan Native	54	44	1	45
Black	4,359	4,256	73	4,329
Asian	862	1,025	5	1,030
Hispanic Ethnicity and of Any Race	7,727	8,101	88	8,189
White	21,070	20,638	246	20,884
Multiracial (Two or More Races)	2,196	2,163	46	2,209
Native Hawaiian or Other Pacific Islander	22	21	0	21
Total	36,290	36,248	459	36,707

The graph below depicts the percentage of participation by reported ethnicity of Choice Scholarship students. All ethnicities, with the exceptions of *Asian* and *Hispanic Ethnicity and of Any Race*, saw a decrease or stayed the same from 2018-2019 to 2019-2020. *Asian* saw an increase of 0.43 percent and *Hispanic Ethnicity and of Any Race* 1.02 percent. While *White* makes up a majority of students, *White* saw the largest decrease from 2018-2019 at 1.17 percent. All ethnicities increased or decreased by less than 1.25 percent. The graph illustrates how closely the percentages from Period One and Total are for 2019-2020. Additionally, the percentages were very close to 2018-2019 Period One while 2019-2020 Period Two fluctuates from other illustrated periods.

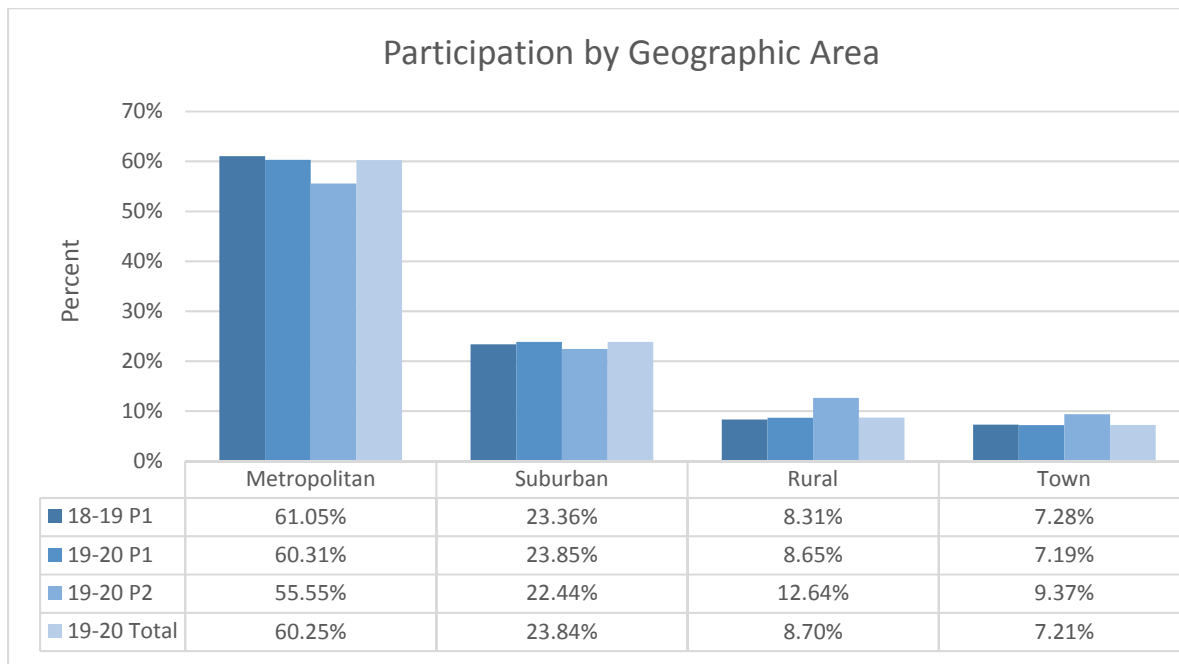


PARTICIPATION BY GEOGRAPHIC AREA

Each public school corporation in Indiana is categorized as one of four geographic types – *Metropolitan*, *Suburban*, *Rural*, or *Town*. The geographic area for each student is determined by the public school corporation where the student lives. As illustrated in Table 11, most students live in a *Metropolitan* area. However, *Metropolitan* saw the largest decrease from the 2018-2019 school year to the 2019-2020 school year at 0.80 percent. *Town* also experienced a decrease during the same time period of 0.07 percent. Meanwhile, *Suburban* and *Town* both experienced an increase from the 2018-2019 school year to the 2019-2020 school year of 0.48 percent and 0.39 percent, respectively.

Year	Application Period	Metropolitan	Suburban	Rural	Town	Total
2018-2019	Period One	22,154	8,479	3,015	2,642	36,290
2019-2020	Period One	21,860	8,647	3,135	2,606	36,248
	Period Two	255	103	58	43	459
	Total	22,115	8,750	3,193	2,649	36,707

As illustrated in the graph below, the percentages for each geographic type are similar for 2019-2020 Period One and Total. However, 2019-2020 Period Two data, like many other tables have shown, do not follow the same trend or percentages.



TRACKS

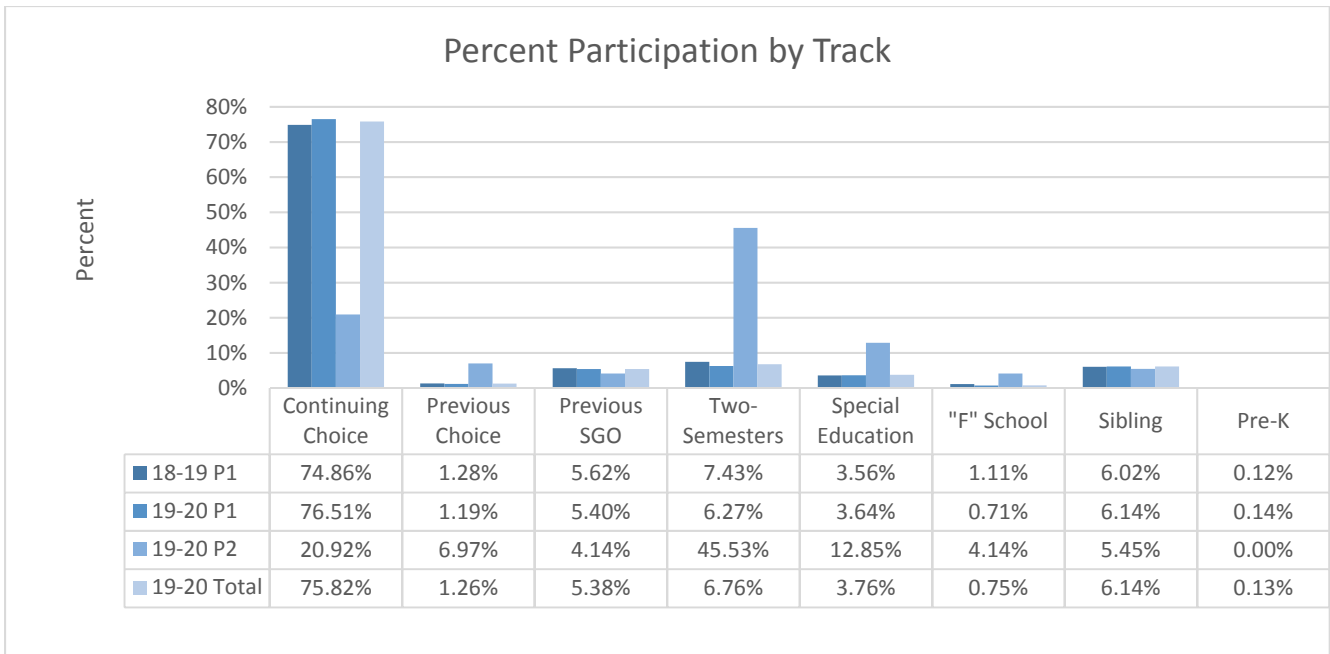
PARTICIPATION BY TRACK

Table 10 depicted the track selected on Choice applications at the time the applications were submitted. A student can satisfy the eligibility criteria of more than one track, but only one can be selected at the time of application. As illustrated in Table 12 and the graph that follows, a majority of students participating in the 2019-2020 Choice Scholarship Program utilized the Continuing Choice Track.

Table 12. Participation by Track				
Eligibility Track	2018-2019	2019-2020		
	Period One	Period One	Period Two	Total
Continuing Choice	27,166	27,734	96	27,830
Previous Choice	463	430	32	462
Previous SGO	2,039	1,957	19	1,976
Two-Semesters	2,698	2,272	209	2,481
Special Education	1,291	1,321	59	1,380
"F" School	405	258	19	277
Sibling	2,184	2,227	25	2,252
Pre-K	44	49	0	49
Total	36,290	36,248	459	36,707

The Continuing Choice Track has long been the most frequently utilized Choice Scholarship eligibility track. The reason behind this is that as students come into the growing program, they remain in the program, continuing to utilize the Continuing Choice Track while the cumulative number of students grows. The Continuous Choice Track saw the largest percentage increase from 2018-2019 to 2019-2020 at 0.96 percent. Only the Special Education, Sibling, and Pre-K Tracks also saw an increase at 0.20 percent, 0.12 percent, and 0.01 percent, respectively. The Sibling Track growth can be attributed to the increase of students in the Choice Scholarship Program and students in the Continuing Choice Track. All other eligibility tracks decreased, with the Two-Semesters Track being the largest decrease at 0.67 percent.

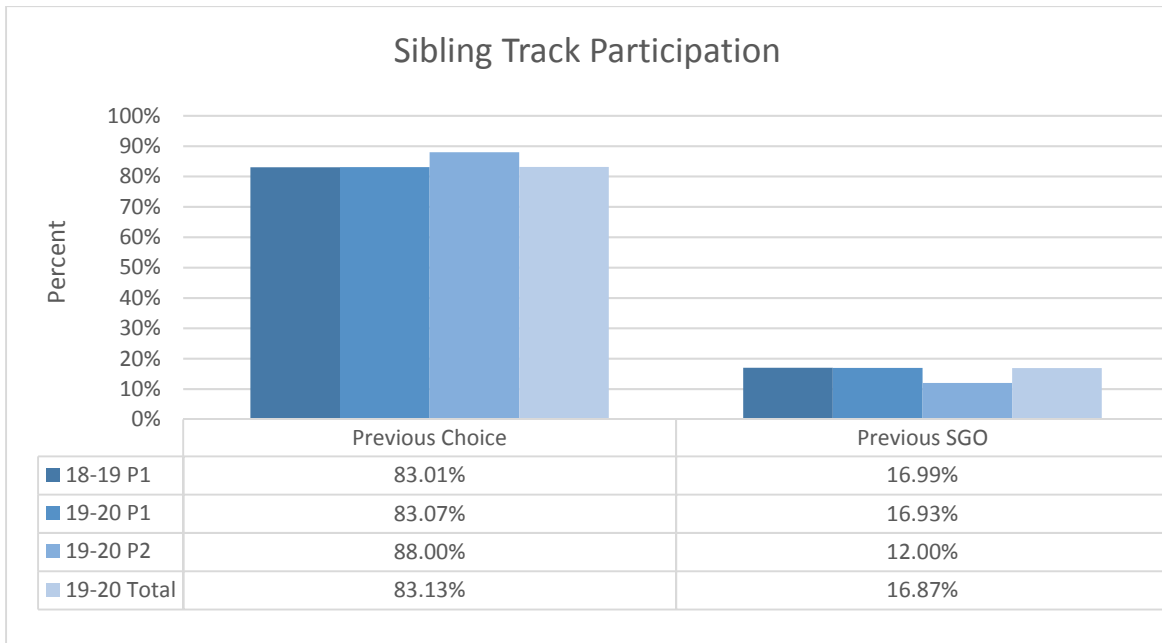
As can be seen in the graph on the next page, the percentages for 2018-2019, 2019-2020 Period One, and 2019-2020 Total are consistent, while 2019-2020 Period Two shows the opposite growth from the other periods. As stated above, the Two Semesters Track had the largest decrease year-over-year, with a bulk of the applications coming in during period one of 2019-2020. However, 2019-2020 Period Two shows a majority of the eligibility tracks with the Two Semesters in a Public School Track at 45.53 percent. This number suggests that the students utilizing the second period application are students that are transferring from their 2019-2020 public school to a Choice school.



There are two eligibility branches within the Sibling Track. A sibling of a student who received either a Choice Scholarship or an SGO award in a previous school year is eligible for the Sibling Track. The use of the Sibling Track saw a slight increase from last year. As illustrated in Table 13 and the graph below, the majority, 83.13 percent, of students who applied under the Sibling Track were siblings of previous Choice Scholarship students. With more students continuing to use the Continuing Choice Track, the use of the Sibling Track through a previous Choice Scholarship continues to grow.

Table 13. Count of Sibling Track Participation				
Year	Application Period	Previous Choice	Previous SGO	Total
2018-2019	Period One	1,813	371	2,184
2019-2020	Period One	1,850	377	2,227
	Period Two	22	3	25
	Total	1,872	380	2,252

The graph on the next page shows that, while increasing marginally, the Sibling Track is mainly growing due to siblings of students that have received a Choice Scholarship in a prior year. The 2019-2020 Period Two applicants showed an even higher percentage of siblings that received a Choice Scholarship at 88 percent compared to other data points at roughly 83 percent.



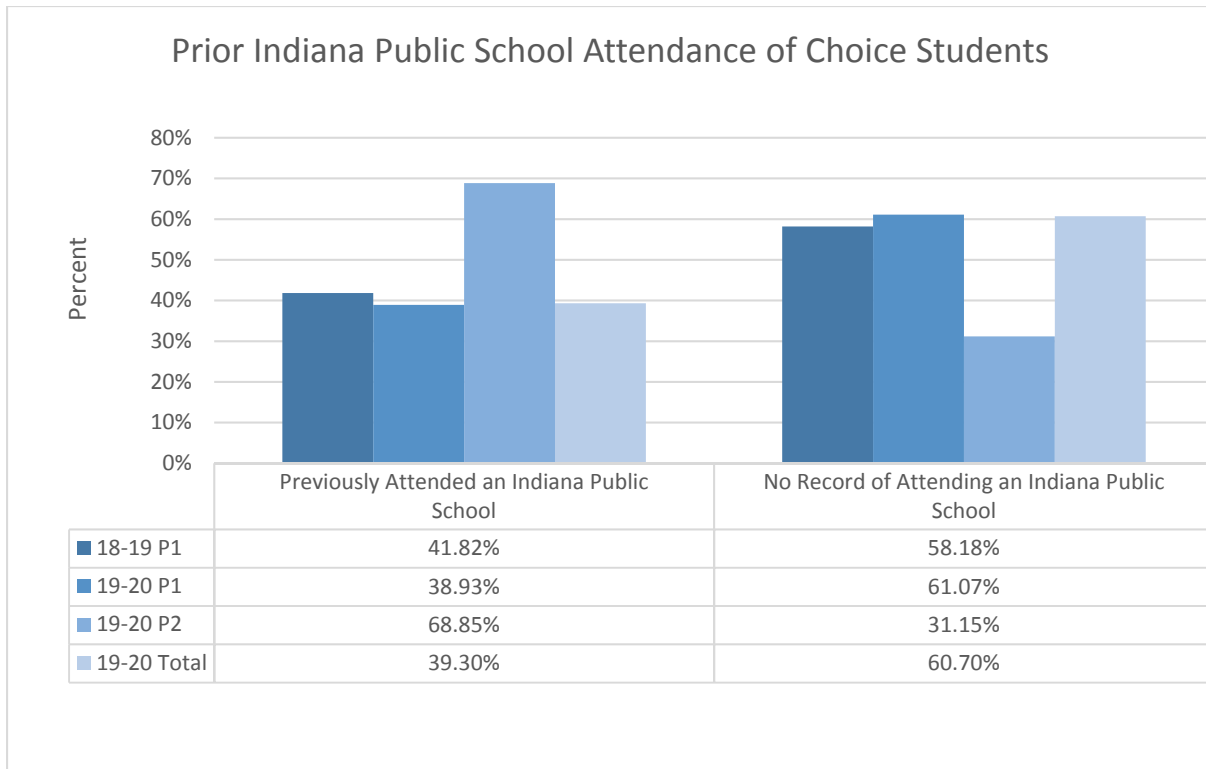
PARTICIPATION BY PRIOR INDIANA PUBLIC SCHOOL ATTENDANCE

Table 14 and the graph found on the next page provide the count and percentage of Choice Scholarship students who previously attended an Indiana public school at any point in their educational history.

Table 14. Count of Prior Indiana Public School Attendance of Choice Students				
Year	Application Period	Previously Attended an Indiana Public School	No Record of Attending an Indiana Public School	Total
2018-2019	Period One	15,177	21,113	36,290
2019-2020	Period One	14,110	22,138	36,248
	Period Two	316	143	459
	Total	14,426	22,281	36,707

In each subsequent year of the Choice Scholarship Program, the percentage of Choice students who previously attended an Indiana public school at any point in their educational history has decreased. For the 2019-2020 school year, less than 40 percent of students participating in the Choice Scholarship Program have a record of previously attending an Indiana public school. While students are able to enter the Choice Scholarship Program through any one of the eight tracks, as more students without an attendance record in an Indiana public school use the Continuing Choice Track, the number of students without an attendance record in an Indiana public school will most likely continue to grow.

The percentage change from 2018-2019 to 2019-2020 is consistent with prior years. The percentages for 2018-2019, 2019-2020 Period One, and 2019-2020 Total are comparable, while the percentages for 2019-2020 Period Two are opposite. As stated on page 15, 2019-2020 Period Two suggests that the students left their public school during 2019-2020 and enrolled and applied at a Choice school.



2019-2020 NEW CHOICE STUDENT PARTICIPATION BY TRACK AND PRIOR INDIANA PUBLIC SCHOOL ATTENDANCE

Of the 36,707 students participating in the 2019-2020 Choice Scholarship Program, 28,292 received a Choice Scholarship by applying under either the Continuing or Previous Choice Tracks. Of the other 8,415 students in the program, 2,481 applied under the Two Semesters in a Public School Track. Excluding the 49 students that used the Pre-K Track, the remaining 5,885 students applied under the “F” School, Previous SGO, Sibling, and Special Education Tracks. The “F” School, Previous SGO, Sibling, and Special Education Tracks do not require prior attendance in an Indiana public school.

Table 15 illustrates whether each student who applied under one of these tracks previously attended an Indiana public school at any point in his/her educational history. 2019-2020 Period One and 2019-2020 Total were very similar in percentages for both students that attended public school and those that did not. For these two different sets of data, “F” School Track saw roughly an eight percent increase of students that never attended public school, Previous SGO Track saw less than one percent increase of students that never attended public school, Sibling Track saw roughly a two percent decrease of students that never attended public school, and the Special Education Track saw less than one percent increase of students that never attended public school. For 2019-2020 Period Two, “F” School Track increased less than one percent, Previous SGO Track increased by roughly ten percent, Sibling Track decreased by roughly 15 percent, and the Special Education Track decreased by roughly 21 percent for students that have never attended an Indiana public school.

Overall, new Choice students using the tracks listed in Table 15 on the next page showed a minimal increase of less than 0.10 percent in the percentage of students who have a record of attending an Indiana public school compared to the 2018-2019 school year.

Table 15. 2019-2020 New Choice Students by "F" School, Previous SGO, Sibling, and Special Education Tracks

Track	Application Period	Total Count	Attended an Indiana Public School	Percent	Never Attended an Indiana Public School	Percent
"F" School	Period One	258	46	17.83%	212	82.17%
	Period Two	19	5	26.32%	14	73.68%
	Total	277	51	18.41%	226	81.59%
Previous SGO	Period One	1,957	387	19.78%	1,570	80.22%
	Period Two	19	2	10.53%	17	89.47%
	Total	1,976	389	19.69%	1,587	80.31%
Sibling	Period One	2,227	225	10.10%	2,002	89.90%
	Period Two	25	6	24.00%	19	76.00%
	Total	2,252	231	10.26%	2,021	89.74%
Special Education	Period One	1,321	627	47.46%	694	52.54%
	Period Two	59	41	69.49%	18	30.51%
	Total	1,380	668	48.41%	712	51.59%
Total	Period One	5,763	1,285	22.30%	4,478	77.70%
	Period Two	122	54	44.26%	68	55.74%
	Total	5,885	1,339	22.75%	4,546	77.25%

SPECIAL EDUCATION

During the 2013 session of the Indiana General Assembly, legislation was passed adding the Special Education Track and allowing nonpublic schools to be the designated special education service provider for eligible Choice Scholarship students. Choice schools that are selected as the special education service provider and agree to provide special education services to eligible Choice Scholarship students, may receive State special education funding for eligible Choice students. Prior to this legislation, nonpublic schools were not eligible to receive State special education funding for any eligible special education student.

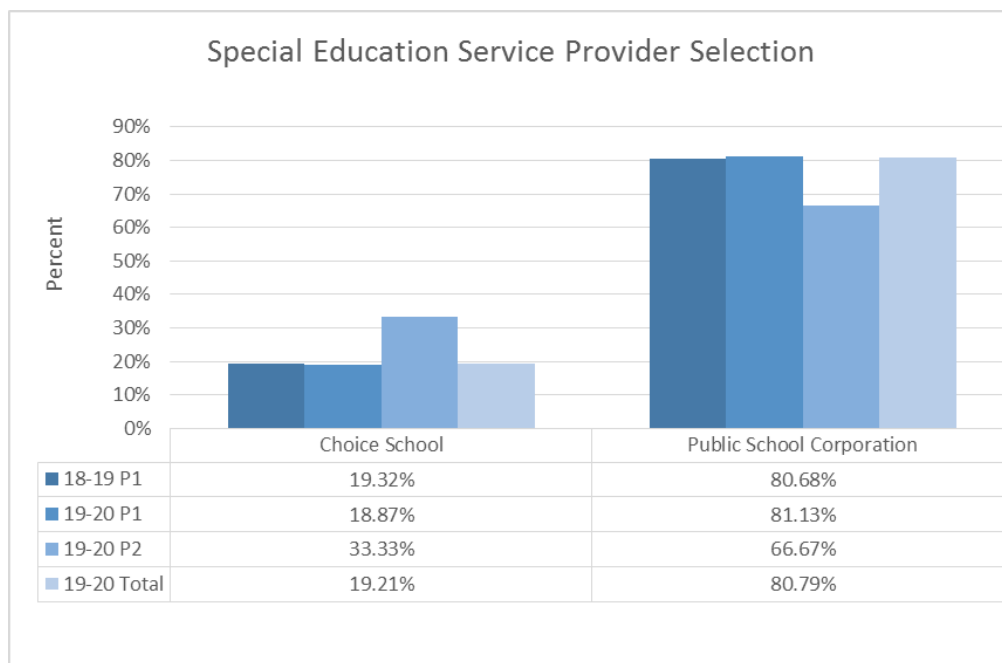
At the time of application, the parent/guardian of a Choice student who qualifies to receive special education must designate the Choice school or the public school corporation as the special education service provider. If the Choice school is selected as the special education service provider, the school is eligible to receive State special education funding for any eligible special education Choice student.

Table 16 and the graph on the next page detail the special education service provider selection of eligible Choice Scholarship students by their respective parent/guardian. For the 2019-2020 school year, 3,446 Choice Scholarship students were eligible for special education as reported on their Choice Scholarship application. Of these students, 662, or 19.21 percent, selected their Choice school as the special education service provider while the other 2,784, or 80.79 percent, selected the public school corporation where the Choice school is located.

Compared to the 2018-2019 school year, only one additional student chose the Choice school as the special education service provider in 2019-2020. 2018-2019 Period One, 2019-2020 Period One, and 2019-2020 Total were all around 19 percent for Choice school and 81 percent for the public school corporation. 2019-2020 Period Two showed much different percentages with 33 percent of students selecting the Choice school as the special education service provider while 67 percent selected the public school corporation.

Year	Application Period	Choice School	Public School Corporation	Total
2018-2019	Period One	661	2,761	3,422
2019-2020	Period One	635	2,730	3,365
	Period Two	27	54	81
	Total	662	2,784	3,446

* The public school corporation where the Choice school is located, not the student's school corporation of legal settlement



For the 2018-2019 school year, 71 Choice schools were selected as the special education service provider for at least one eligible Choice Scholarship student, but only 66 schools received a payment for at least one student in 2019-2020. The information shown in Table 17 shows the special education payment information for Choice schools for 2018-2019. In 2018-2019, Choice schools received a combined special education payment for eligible Choice students of \$1,671,646.95. In cases where a student who designated the Choice school as the service provider exited the Choice school prior to the end of the school year, a prorated refund of the special education funding was returned to Indiana Department of Education (IDOE).

2018-2019	
Payment	\$1,671,646.95
Refunds	\$25,431.65
Net Payment	\$1,646,215.30

Note: The 2019-2020 information is not available at this time due to outstanding refunds. 2019-2020 information will be included in the 2020-2021 Choice Annual Report.

RETENTION

PARTICIPANT RETENTION DURING THE SCHOOL YEAR

Participating Choice schools are required to report a Choice Scholarship student who withdraws from the Choice school to IDOE within five days of the student's exit date. Table 18 provides the count and percentage of students who exited a Choice school prior to the last day of school.

Table 18. Students Who Exited Choice School Before Last Day			
Year	Total Count	Count Who Exited	Percent
2017-2018	35,458	1,378	3.89%
2018-2019	36,290	1,455	4.00%
Note: The 2019-2020 information is not available at this time. It will be included in next year's updated report.			

PARTICIPANT RETENTION BETWEEN SCHOOL YEARS

Table 19 illustrates student retention in the Choice Scholarship Program between school years. Of the 36,707 Choice Scholarship students who participated in the 2019-2020 Choice Scholarship Program, 28,830 of those students participated in the 2018-2019 school year. For the 2019-2020 school year, 28,292 students applied under the Continuing or Previous Choice Scholarship Tracks. The other 538 students were eligible to apply under either the Continuing or Previous Choice Tracks, but applied under a different track.

Table 19. Choice Student Retention From the Previous Year				
Year	Total Students	Participated in the Previous Year	Did Not Participate in the Previous Year	Percent Retained From the Previous Year
2018-2019	36,290	28,332	7,958	79.90%
2019-2020	36,707	28,830	7,877	79.44%

AWARDS

CALCULATION OF AWARD AMOUNT

The value of the Choice Scholarship is the lesser of two amounts:

- 1) Tuition and fees charged to the student at the eligible Choice school; or
- 2) An amount based off the per-student State funding for the student's public school corporation of residence, determined as follows:
 - **90 percent** of the funding formula amount if household income is up to 69 percent of Federal Free or Reduced Price Lunch eligibility if the student received an Early Education Grant under IC 12-17.2-7.2 to attend Pre-K at an eligible Choice school.
 - **90 percent** of the funding formula amount if household income is up to 100 percent of Federal Free or Reduced Price Lunch eligibility.
 - **70 percent** of the funding formula amount if household income is up to 125 percent of Federal Free or Reduced Price Lunch eligibility.

- **50 percent** of the funding formula amount if household income is up to 1590 percent of Federal Free or Reduced Price Lunch eligibility.
- **50 percent** of the funding formula amount if household income is up to 200 percent of Federal Free or Reduced Price Lunch eligibility if the student received a Choice Scholarship and was enrolled for the full 2018-2019 school year at their respective Choice school **OR** if the student has a disability that requires special education services.

The 90 percent, 70 percent, and 50 percent award amount calculations, which use the per-student State funding amount by public school corporation of residence for the 2019-2020 school year, were posted at <https://www.doe.in.gov/choice>. The 2020-2021 estimated award amounts are found on the Choice website.

Beginning in the 2015-2016 school year, the maximum award amount of \$4,800 for grades 1-8 was removed. Thus, the maximum award amount is the lesser of the tuition and fees charged to the student at the eligible Choice school or the 50 percent, 70 percent, or 90 percent Choice Scholarship award amounts based on the funding formula.

AWARDS BY TYPE

Table 20 and the graph on the next page illustrate the breakdown of awards by the count and percentage of students qualifying for 90 percent, 70 percent, and 50 percent award amounts based on their family's household income.

Table 20. Count of Qualifying Awards by Type					
Year	Application Period	90% Award	70% Award	50% Award	Total
2018-2019	Period One	23,428	0	10,871	34,299
	Period Two	347	40	72	459
2019-2020	Period One	25,341	3,520	7,387	36,248
	Total	25,688	3,560	7,459	36,707

The 2019-2020 school year was the first year of the Choice Scholarship Program to have a 70 percent award amount. For the 2019-2020 school year, 69.91 percent, 75.60 percent, and 69.98 percent of participating students met the income criteria for the Federal Free or Reduced Price Lunch Program and qualified for a 90 percent award for the 2019-2020 Period One, 2019-2020 Period Two, and 2019-2020 Total, respectively. These are all an increase from the 2018-2019 school year when 69.590 percent of students qualified for the 90 percent award. In 2018-2019, 30.50 percent of students met the income guidelines to qualify for a 50 percent award compared to 20.38 percent, 15.69 percent, and 20.32 percent for 2019-2020 Period One, 2019-2020 Period Two, and 2019-2020 Total, respectively. The roughly 10 percent decrease in 50 percent awards is due to the 70 percent award amount, which made up roughly 10 percent of the award amounts for 2019-2020.

As illustrated in the graph on the next page, 2019-2020 saw similar percentages of students receiving the 90 percent award to the 2018-2019 school year. With the 2019-2020 school year being the first year of the 70 percent award level, the graph illustrates the decrease in the 50 percent award amount from 2018-2019. The change in the number of students qualifying for 90 percent awards could be due to the increase in students that satisfied income eligibility through the Choice Scholarship Eligibility System (CSES) or legal foster child status in lieu of using household income and size, as shown in Table 23. CSES and legal foster child status automatically qualify a student for a 90 percent award as long as the student satisfies the requirements of one of the tracks.

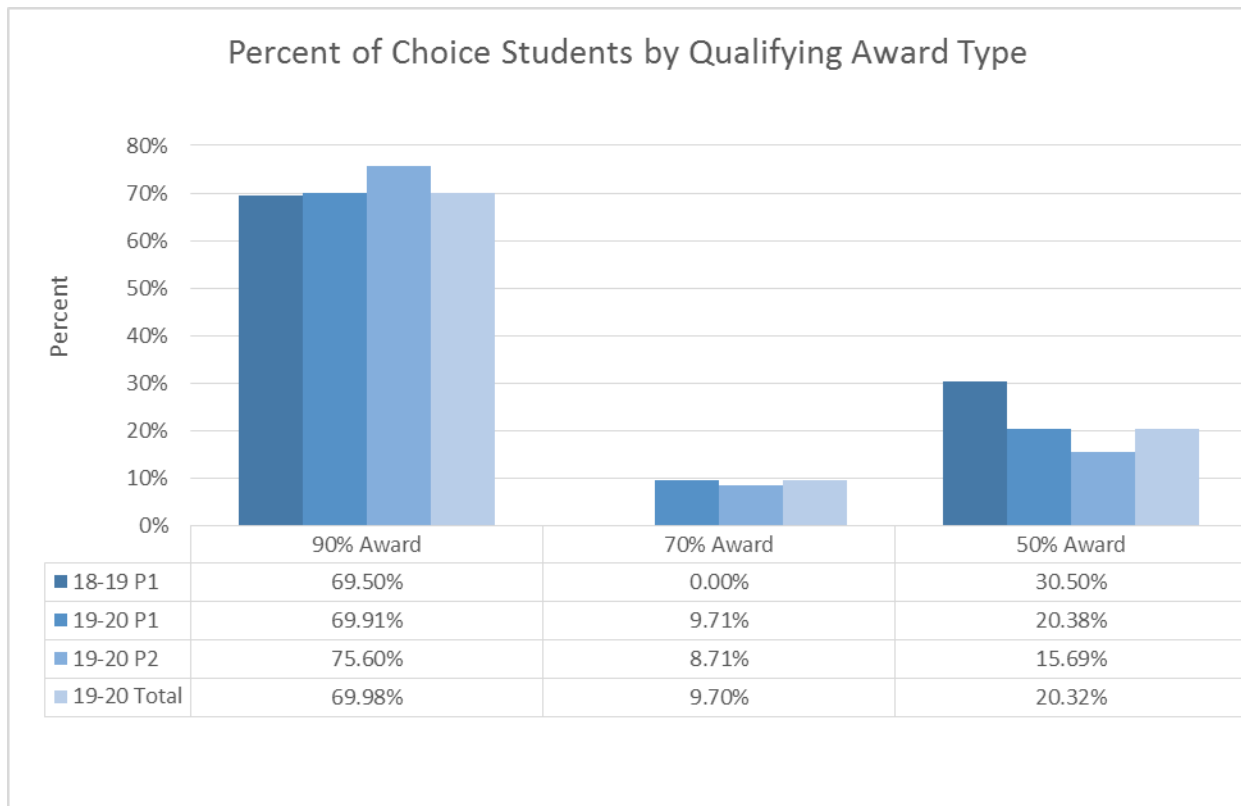


Table 21 breaks down the number of students by qualified award types mentioned in Table 20 by track. Due to the income guidelines for the Pre-K Track being below the income criteria for the Federal Free or Reduced Price Lunch Program, Pre-K Track students are only eligible for 90 percent award amounts.

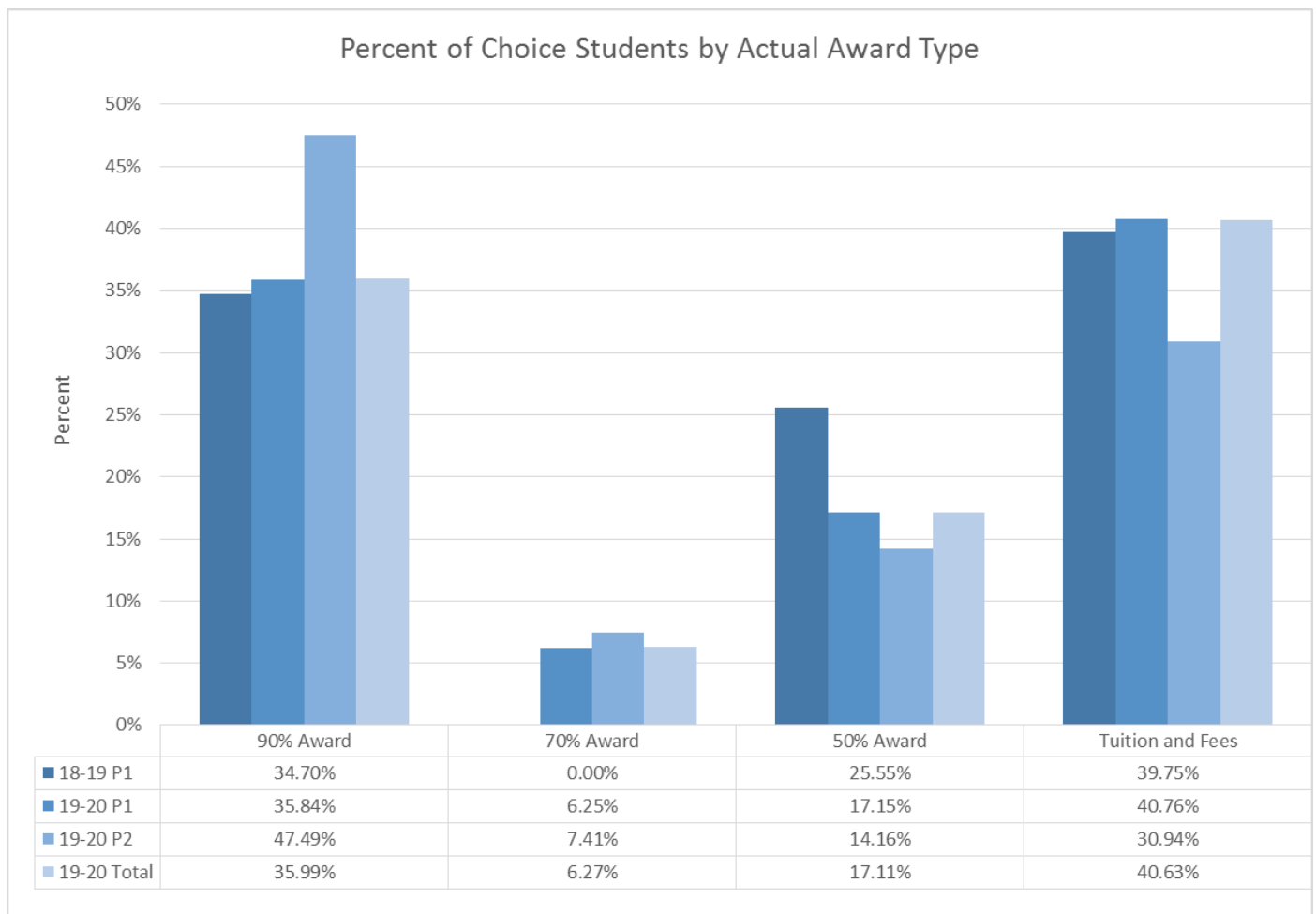
Table 21. Count of Qualifying Awards by Eligibility Track										
Award Type	Application Period	Continuing Choice	Previous Choice	Previous SGO	Two-Semester	Special Education	"F" School	Sibling	Pre-K	Total
90% Award	Period One	19,018	327	1,308	1,979	829	229	1,602	49	25,341
	Period Two	63	24	11	180	37	13	19	0	347
	Total	19,081	351	1,319	2,159	866	242	1,621	49	25,688
70% Award	Period One	2,637	37	257	164	127	13	285	N/A	3,520
	Period Two	10	5	2	16	5	1	1	N/A	40
	Total	2,647	42	259	180	132	14	286	N/A	3,560
50% Award	Period One	6,079	66	392	129	365	16	340	N/A	7,387
	Period Two	23	3	6	13	17	5	5	N/A	72
	Total	6,102	69	398	142	382	21	345	N/A	7,459
Total	Period One	27,734	430	1,957	2,272	1,321	258	2,227	49	36,248
	Period Two	96	32	19	209	59	19	25	0	459
	Total	27,830	462	1,976	2,481	1,380	277	2,252	49	36,707

Although a student may qualify for a 90 percent, 70 percent, or 50 percent award amount, a majority of Choice Scholarship students' tuition amount is less than their qualified 90 percent, 70 percent, or 50 percent award amount. As shown in Table 22, 40.63 percent of Choice students' actual award amount is their tuition and fees

amount at their Choice school. Of the 14,916 students whose tuition and fees were the lesser amount, 12,627 of the students' award amounts were less than 90 percent of the public tuition support amount for which they were qualified, and 1,797 of the students' award amounts were less than 50 percent of the public tuition support amount for which they were qualified.

Table 22. Count of Actual Awards by Type						
Year	Application Period	90% Award	70% Award	50% Award	Tuition and Fees	Total
2018-2019	Period One	12,594	0	9,272	14,424	36,290
2019-2020	Period One	12,992	2,266	6,216	14,774	36,248
	Period Two	218	34	65	142	459
	Total	13,210	2,300	6,281	14,916	36,707

The graph below shows that the only type of actual awards to decrease since the 2018-2019 school year are the 50 percent award types, which went from 25.55 percent in 2018-2019 to 17.11 percent in 2019-2020. The reason behind the decrease in 50 percent awards is the addition of the 70 percent award in the 2019-2020 school year.

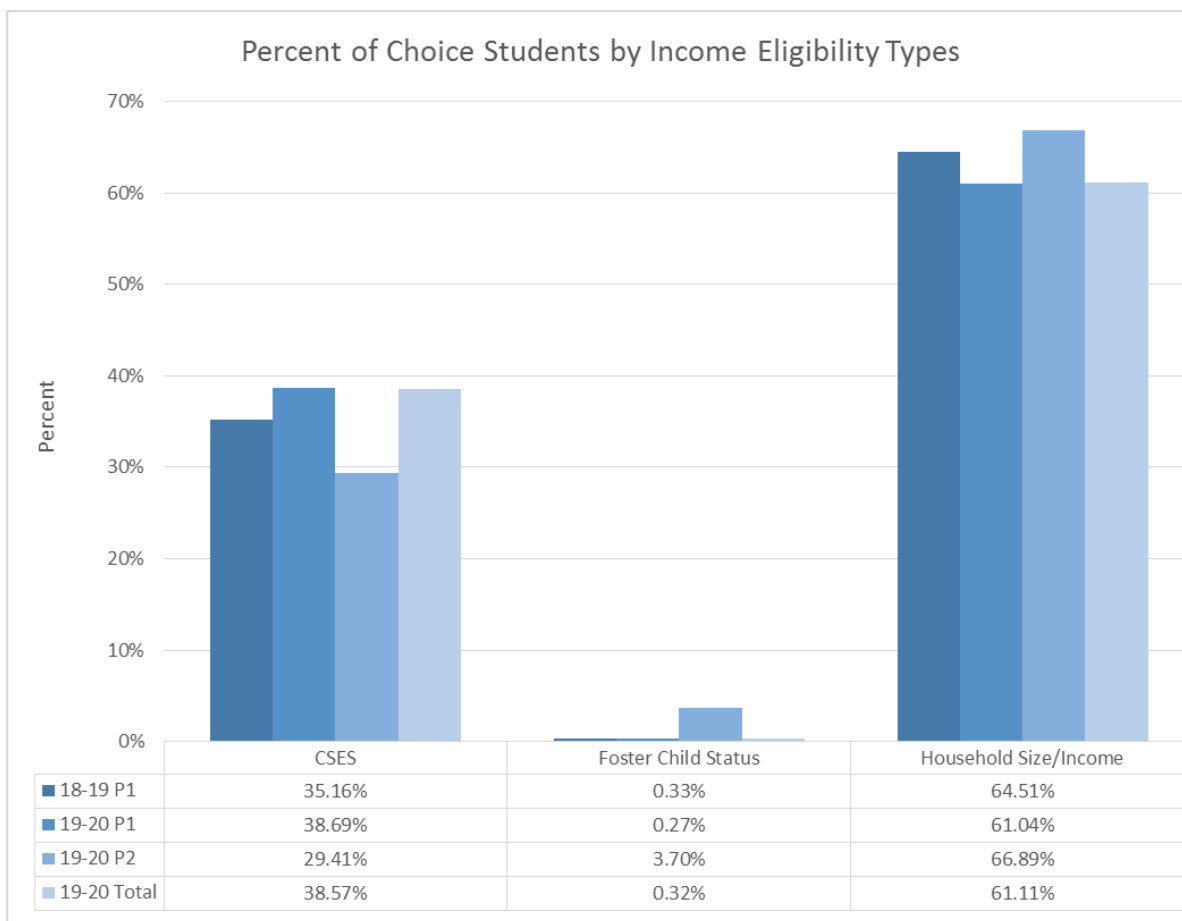


In addition to household income and household size, the Choice Scholarship Program utilizes CSES and legal foster child status as verification that Choice students satisfy the income eligibility aspect of the application process. The CSES is a database compiled of students who qualify for certain benefits from other State administered financial assistance programs. In addition, if a child has legal status as a foster child, the income

eligibility criteria for the Choice Scholarship Program is satisfied. Students using CSES and foster child status are automatically eligible for a 90 percent award amount, as long as they meet the requirements for one of the eight tracks. The award amount of students using household size and income is dependent on their income and track. All 50 percent award amount recipients applied using household size and income. Table 23 outlines the breakdown of students by the avenue in which they satisfied the income criteria.

Table 23. Count of Income Eligibility Types					
Year	Application Period	CSES	Foster Child Status	Household Size/Income	Total
2018-2019	Period One	12,761	120	23,409	36,290
2019-2020	Period One	14,022	99	22,127	36,248
	Period Two	135	17	307	459
	Total	14,157	116	22,434	36,707

As shown in the graph below, even though a majority of students use household size and income to satisfy income eligibility for the Choice Scholarship Program, household size and income has seen a decrease since 2019-2020 while foster child status has remained fairly consistent and CSES continues to increase.

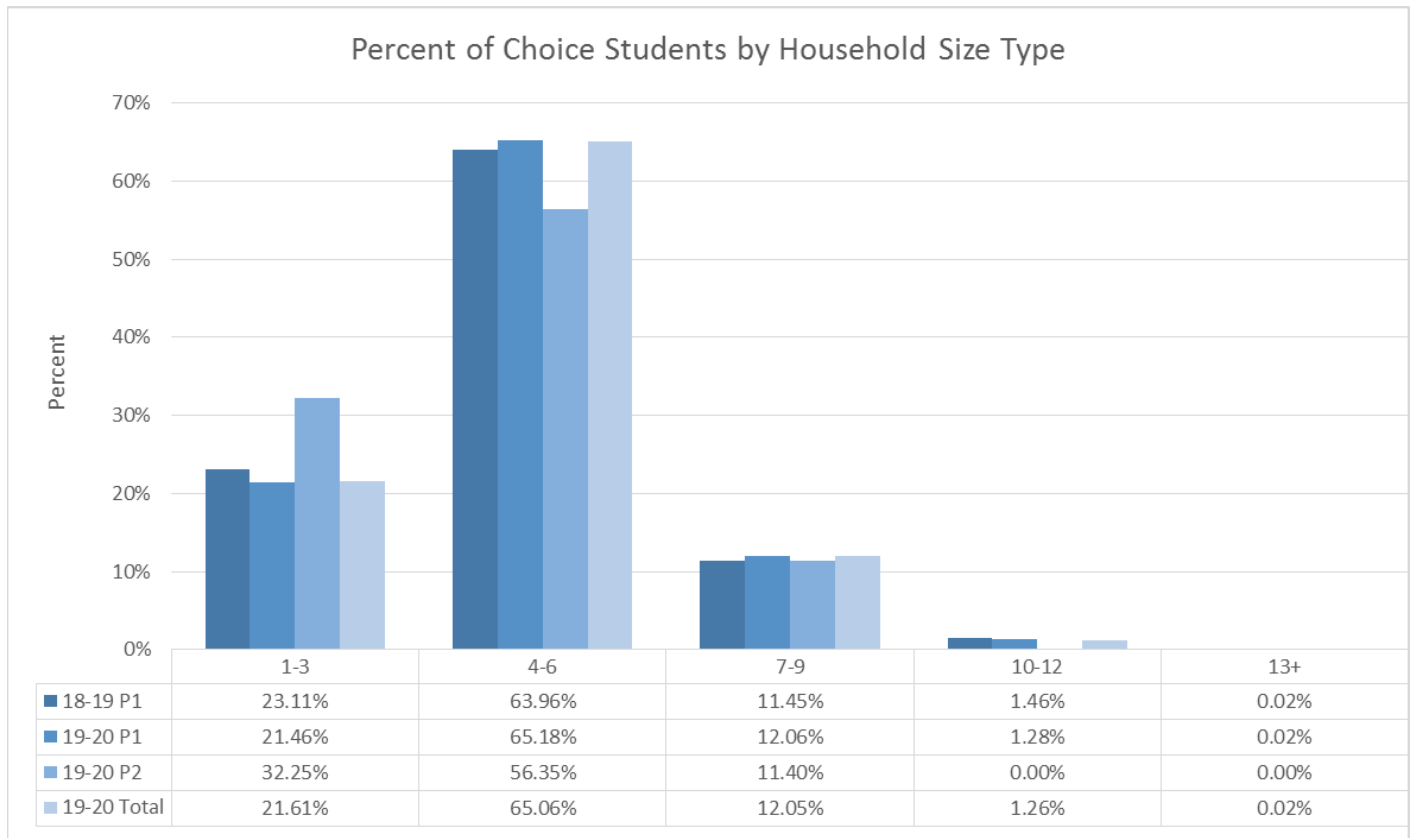


Tables 23 above and 24 on the next page, outline the reported household sizes and incomes for the 61.11 percent of students who applied using household income and size for their income eligibility. Of those students, 86.67 percent live in a household with six or less people and 74.29 percent of these students live in a household with an annual household income of \$75,000 or less. Both of these percentages are a decrease

from 2018-2019, which shows that students from households with higher sizes and incomes applied for 2019-2020. The average household size and income for 2019-2020 Total are 4.82 and \$55,440.69, respectively. 2019-2020 Period One and 2019-2020 Period Two had average household sizes of 4.82 and 4.43, respectively, and average household incomes of \$55,601.72 and \$43,834.48, respectively. These averages, based on the 2019-2020 income levels, indicate that the average student utilizing household size and income would qualify for a 90 percent award and be under the income criteria for the Federal Free or Reduced Price Lunch Program.

Table 24. Count of Household Size Types							
Year	Application Period	1-3	4-6	7-9	10-12	13+	Total
2018-2019	Period One	5,409	14,972	2,681	343	4	23,409
2019-2020	Period One	4,748	14,423	2,669	283	4	22,127
	Period Two	99	173	35	0	0	307
	Total	4,847	14,596	2,704	283	4	22,434

As shown in the graph below, only household size types 4-6 and 7-9 increased for 2019-2020 Period One and 2019-2020 Total. The largest increase from 2018-2019 to 2019-2020 came in household sizes of 4-6 with roughly 1.10 percent. However, 2019-2020 Period Two differed in that the only household type to increase from 2018-2019 was household size 1-3 at 9.14 percent.

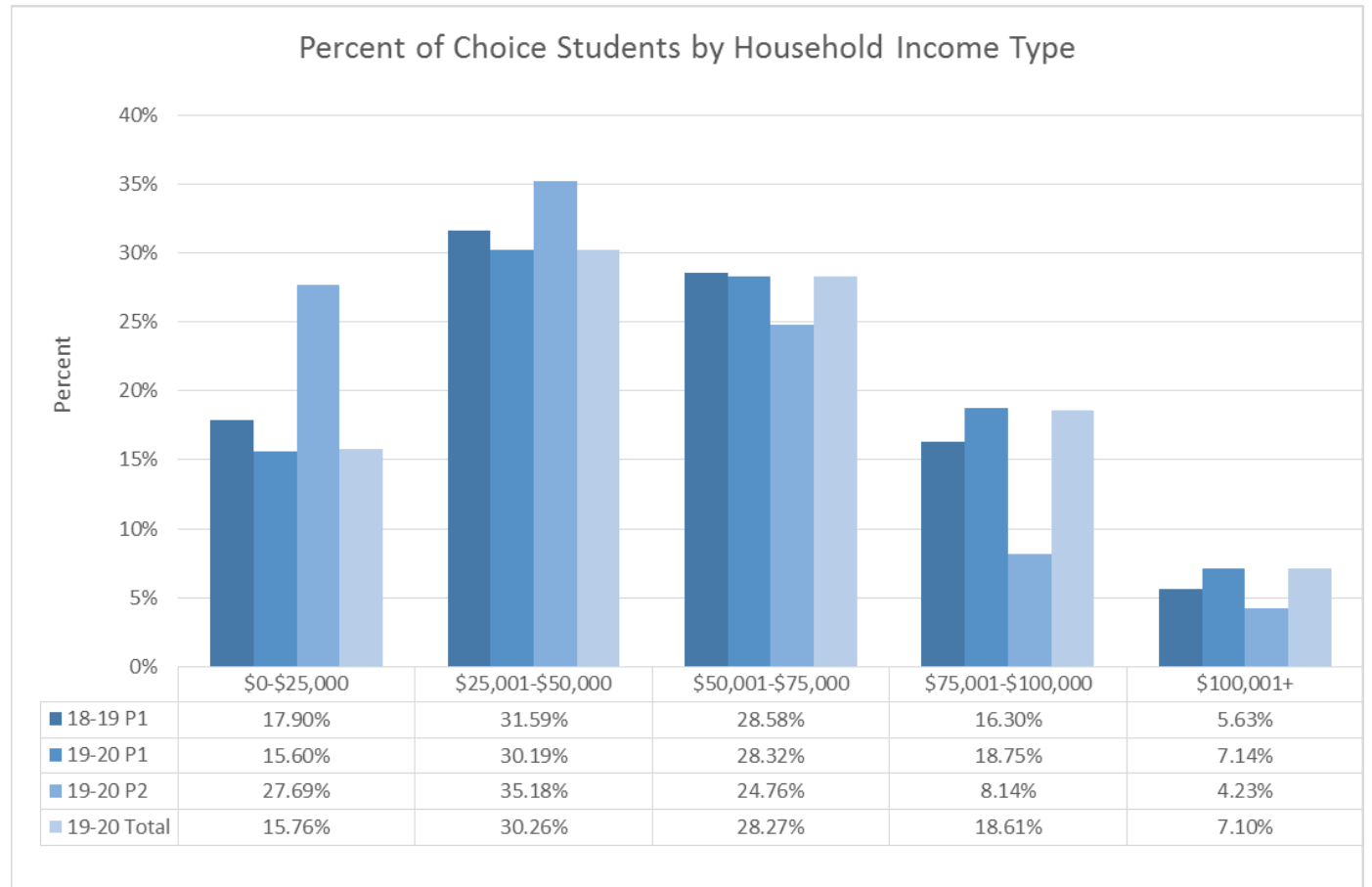


As shown in Table 25 and the graph on the next page, only household income types \$75,001-\$100,000 and \$100,000+ increased for 2019-2020 Period One and 2019-2020 Total. The largest increase from 2018-2019 to 2019-2020 came in household income of \$75,001-\$100,000 with roughly 2.30 percent. However, 2019-2020 Period Two differed in that the only household types to increase from 2018-2019 were household incomes \$0-\$25,000 and \$25,001-\$50,000 at 9.76 percent and 3.59 percent, respectively.

Table 25. Count of Household Income Types

Year	Application Period	\$0-\$25,000	\$25,001-\$50,000	\$50,001-\$75,000	\$75,001-\$100,000	\$100,001+	Total
2018-2019	Period One	4,191	7,395	6,690	3,816	1,317	23,409
2019-2020	Period One	3,451	6,680	6,266	4,149	1,581	22,127
	Period Two	85	108	76	25	13	307
	Total	3,536	6,788	6,342	4,174	1,594	22,434

Percent of Choice Students by Household Income Type



Beginning with the 2013-2014 school year, to qualify for the 50 percent Choice award, students eligible under the Continuing Choice Scholarship Student or Special Education Tracks are subject to an income limit of 200 percent of the amount to qualify for the Federal Free or Reduced Price Lunch Program. Except for the Pre-K Track, students qualifying under all other tracks are subject to a maximum income of 150 percent of the amount to qualify for the Federal Free or Reduced Price Lunch Program.

Tables 26a and 26b provide the breakdown by income category of the 50 percent award recipients under the Continuing Choice Student and Special Education Tracks. Of the 6,494 students who qualified for a 50 percent Choice Scholarship under the Continuing Choice Student or Special Education Tracks in 2019-2020 Total, 3,573, or 55.02 percent, of these students qualified under the expanded income bracket of 150 percent to 200 percent of the amount to qualify for the Federal Free or Reduced Price Lunch Program. In addition, 44.98 percent of these students met the original income cut off of 150 percent of the amount to qualify for the Federal Free or Reduced Price Lunch Program. The drastic change in counts and percentages is due to the addition of the 70 percent award amount with a 125 percent threshold. In prior years, students that would qualify for the 70 percent award amount would have qualified for a 50 percent award amount and the income guidelines for the 50 percent award amount. 2,764 students in 2019-2020 qualified for the 70 percent award

amount that would have been included in the 50 percent award amount in prior years and the 150 percent income level.

Table 26a. Income of Continuing Choice and Special Education Track 50% Award Recipients by Count				
Year	Application Period	150% Income Level	150%-200% Income Level	Total
2018-2019	Period One	5,716	3,502	9,218
2019-2020	Period One	2,894	3,550	6,444
	Period Two	27	23	50
	Total	2,921	3,573	6,494

Table 26b. Income of Continuing Choice and Special Education Track 50% Award Recipients by Percent				
Year	Application Period	150% Income Level	150%-200% Income Level	Total
2018-2019	Period One	62.01%	37.99%	100.00%
2019-2020	Period One	44.91%	55.09%	100.00%
	Period Two	54.00%	46.00%	100.00%
	Total	44.98%	55.02%	100.00%

AWARD AMOUNT BY TRACK

Table 27 details the total award amount of Choice Scholarship students by Choice Scholarship Track. As Table 12 on page 14 shows, the Continuing Choice Track is the most commonly used track and receives the highest total award amount of all eight tracks. The award amounts shown are based on the qualified award amounts of each student, not the amount paid to the student. The amounts shown are the maximum that would be paid if every student remained enrolled for the full school year and did not receive a prorated award or have a refund owed. Additionally, 2019-2020 Period Two award amounts are calculated as half the award amount of 2019-2020 Period One award amounts due to the Choice Scholarship only being used for half of the 2019-2020 school year.

Table 27. Award Amount by Track				
Eligibility Track	2018-2019	2019-2020		
	Period One	Period One	Period Two	Total
Continuing Choice	\$119,796,095.67	\$130,276,676.19	\$233,714.55	\$130,510,390.74
Previous Choice	\$13,571,557.04	\$2,163,034.46	\$82,001.46	\$2,245,035.92
Previous SGO	\$8,753,798.13	\$9,145,744.86	\$41,992.99	\$9,187,737.85
Two-Semesters	\$9,108,807.56	\$12,173,360.18	\$553,782.99	\$12,727,143.17
Special Education	\$5,496,162.93	\$6,023,289.60	\$139,212.95	\$6,162,502.55
"F" School	\$2,194,789.42	\$1,507,917.94	\$48,545.36	\$1,556,463.30
Sibling	\$2,276,955.66	\$10,045,548.33	\$56,017.73	\$10,101,566.06
Pre-K	\$246,933.36	\$285,650.40	\$0.00	\$285,650.40
Total	\$161,445,099.77	\$171,621,221.96	\$1,155,268.03	\$172,776,489.99

AWARD AMOUNT BY GRADE

Table 28 details the total award amount of Choice Scholarship students by grade level. In correlation with Table 8 on page 10, the same distribution of total award amounts by grade can be seen in total participation by grade. Both tables illustrate the elementary and middle school grade levels as having the highest population in count and amount. However, high school grades are seeing larger increases due to students continuing to participate from year to year. The amounts shown are the maximum that would be paid if every student remained enrolled for the full school year and did not receive a prorated award amount or have a refund owed. Additionally, 2019-2020 Period Two award amounts are calculated to half the award amount of 2019-2020 Period One award amounts due to the Choice Scholarship only being used for half of the 2019-2020 school year.

Table 28. Awards by Grade				
Eligibility Track	2018-2019	2019-2020		
	Period One	Period One	Period Two	Total
KG	\$8,979,644.68	\$9,377,073.67	\$60,540.83	\$9,437,614.50
1	\$13,763,916.65	\$14,906,559.66	\$100,293.11	\$15,006,852.77
2	\$14,389,891.08	\$15,483,472.95	\$92,883.80	\$15,576,356.75
3	\$15,656,297.67	\$15,291,246.71	\$112,131.04	\$15,403,377.75
4	\$15,135,440.75	\$16,350,038.39	\$108,009.74	\$16,458,048.13
5	\$15,302,977.17	\$15,868,038.24	\$88,404.68	\$15,956,442.92
6	\$14,398,446.38	\$15,908,089.46	\$121,800.83	\$16,029,890.29
7	\$13,103,814.02	\$14,613,329.88	\$58,635.32	\$14,671,965.20
8	\$12,100,217.04	\$13,135,393.87	\$69,434.14	\$13,204,828.01
9	\$10,560,382.57	\$11,436,311.28	\$115,693.50	\$11,552,004.78
10	\$9,656,419.77	\$10,701,390.96	\$86,332.39	\$10,787,723.35
11	\$9,324,666.22	\$9,321,632.32	\$98,166.92	\$9,419,799.24
12+	\$9,072,985.77	\$9,228,644.57	\$42,941.73	\$9,271,586.30
Total	\$161,445,099.77	\$171,621,221.96	\$1,155,268.03	\$172,776,489.99

AVERAGE QUALIFIED AWARD AMOUNT

Table 29 on the next page details the average qualified award amount of Choice Scholarship students by grade cluster (K, 1-9, and 9-12+) and award type (90 percent, 70 percent, or 50 percent.) Average qualified award amount does not include special education funding.

Table 29. Average Qualified Award Amount by Grade Cluster and Award Type				
Year	Application Period	90% Award	70% Award	50% Award
Kindergarten				
2018-2019	Period One	\$4,801.71	N/A	\$2,807.54
2019-2020	Period One	\$5,959.63	\$4,467.68	\$3,181.04
	Period Two	\$3,030.96	\$2,229.31	\$1,506.68
	Total	\$5,929.02	\$4,424.30	\$3,150.82
Grades 1-8				
2018-2019	Period One	\$4,964.50	N/A	\$2,922.94
2019-2020	Period One	\$5,937.97	\$4,481.99	\$3,187.54
	Period Two	\$2,968.31	\$2,221.15	\$1,564.37
	Total	\$5,900.66	\$4,461.98	\$3,173.26
Grades 9-12+				
2018-2019	Period One	\$5,670.24	N/A	\$3,050.69
2019-2020	Period One	\$5,961.22	\$4,515.23	\$3,219.89
	Period Two	\$2,958.75	\$2,288.48	\$1,573.67
	Total	\$5,908.57	\$4,477.22	\$3,202.00

Choice Scholarship award amounts are, in part, based on per-student funding for students' school corporation of residence. The change in average qualified award amounts are affected by students' school corporations of residence and the per-student funding amount of that school corporation.

AVERAGE ACTUAL AWARD AMOUNT

As mentioned in Table 22 on page 23, due to the amount charged for tuition and fees being less than their qualified 90 percent, 70 percent, or 50 percent award amount, most Choice students were awarded the full tuition and fees for their Choice school. Table 30 looks at the average actual award amount instead of the average qualified award amount as shown in Table 28. The average actual award amount for all Choice students participating in the 2018-2019 Choice Scholarship Program is \$4,706.91. The average tuition amount for all Choice students is \$6,197.29. As mentioned previously, 2019-2020 Period Two award amounts are calculated to half the award amount of 2019-2020 Period One award amounts due to the Choice Scholarship only being used for half of the 2019-2020 school year.

Table 30. Average Actual Award Amount by Grade Cluster and Award Type					
Year	Application Period	90% Award	70% Award	50% Award	Tuition
Kindergarten					
2018-2019	Period One	\$5,794.42	N/A	\$3,083.96	\$4,108.93
2019-2020	Period One	\$5,984.27	\$4,442.84	\$3,183.97	\$4,194.05
	Period Two	\$2,977.76	\$2,184.00	\$1,485.34	\$2,382.67
	Total	\$5,957.48	\$4,364.95	\$3,150.66	\$4,174.18
Grades 1-8					
2018-2019	Period One	\$5,678.87	N/A	\$3,081.77	\$4,230.14
2019-2020	Period One	\$5,890.47	\$4,470.16	\$3,183.78	\$4,398.70
	Period Two	\$2,910.15	\$2,228.77	\$1,565.60	\$2,388.21
	Total	\$5,842.82	\$4,442.20	\$3,167.99	\$4,380.08
Grades 9-12+					
2018-2019	Period One	\$5,758.16	N/A	\$3,098.74	\$4,198.89
2019-2020	Period One	\$5,966.43	\$4,505.84	\$3,216.28	\$4,250.05
	Period Two	\$2,957.16	\$2,296.47	\$1,575.70	\$2,268.04
	Total	\$5,911.94	\$4,469.07	\$3,198.69	\$4,225.32

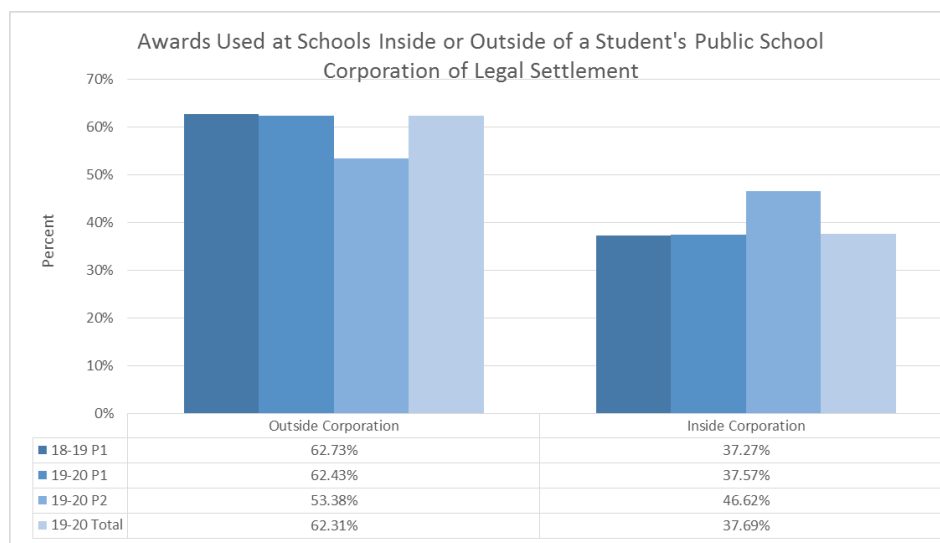
AWARDS BY PUBLIC SCHOOL CORPORATION OF LEGAL SETTLEMENT

Table 31 provides the count of public school corporations where Choice students had legal settlement in the 2018-2019 and 2019-2020 school years. The Choice student count by public school corporation of legal settlement is provided in Appendix A. Please note that students may not have attended a public school in their public school corporation of legal settlement prior to participating in the Choice Scholarship Program. For 2019-2020 Period Two, two additional public school corporations were included that were not part of 2019-2020 Period One. Overall, 2019-2020 Total saw an increase of eight public school corporations from 2018-2019, or 3.10 percent.

Year	Application Period	Public School Corporations of Legal Settlement	Change from Previous Year	Percent Change from Previous Year
2018-2019	Period One	258	-7	-2.64%
	Period Two	2	N/A	N/A
2019-2020	Period One	264	6	2.33%
	Period Two	2	N/A	N/A
	Total	266	8	3.10%

Choice Scholarship students may apply for, and use, the award at any participating Choice school. Table 32 and the graph below show the count and percentage of Choice Scholarship students who used their award to attend a Choice school located inside or outside the boundaries of the student's public school corporation of legal settlement. Only about 37 percent of students attend a Choice school within the boundaries of their respective public school corporation of legal settlement. A list of Choice Scholarship student counts by participating Choice school is available in Appendix B.

Year	Application Period	Outside Corporation	Inside Corporation	Total
2018-2019	Period One	22,764	13,526	36,290
	Period Two	245	214	459
2019-2020	Period One	22,628	13,620	36,248
	Period Two	245	214	459
	Total	22,873	13,834	36,707



AWARDS BY PARTICIPATING CHOICE SCHOOL

Table 33 provides the total award amount that all Choice Scholarship students were eligible to receive in each of the past two years of the Choice Scholarship Program. A complete listing of the total eligible award amount by Choice school is provided in Appendix C. The amounts shown are the maximum that would be paid if every student remained enrolled for the full school year and did not receive a prorated award amount or have a refund owed. Additionally, 2019-2020 Period Two award amounts are calculated to half the award amount of 2019-2020 Period One award amounts due to the Choice Scholarship only being used for half of the 2019-2020 school year.

Table 33. Eligible Award Amount				
Year	Choice Schools	Choice Students	Choice Students as Percent of Statewide Enrollment	Total Qualified Award Amount
2018-2019	329	36,290	3.18%	\$161,445,099.77
2019-2020	326	36,707	3.19%	\$172,776,489.99

Table 34 depicts the different payment scenarios for the 36,707 students who participated in the 2019-2020 Choice Scholarship Program. As also stated in Table 33, if all Choice students remained at their Choice school for the full year, the total amount that would be paid in Choice awards would be \$172,776,489.99. Based on the reported tuition and fees for those same students at their respective Choice school, the full tuition and fees for all participating Choice students would total \$227,483,960.56 for the 2019-2020 school year. Since 14,916 students received an award amount equal to their reported tuition and fees amount, that leaves \$454,707,470.57 in tuition and fees to be paid by the families of the 21,791 students who did not receive their full tuition and fees as their award amount, averaging \$2,510.55 due to Choice schools per student. Additionally, if the same 36,707 Choice students were to attend his/her public school corporation of legal settlement for the 2019-2020 school year, the amount that would be paid in public tuition support would total \$239,239,229.73. Three caveats made in Table 34 are that \$172,776,489.99 would be paid due to no students withdrawing early, \$215,870,626.49 is the full tuition that Choice schools would charge students in both 2019-2020 Period One and 2019-2020 Period Two, and that if all Choice students were not enrolled at a Choice school, they would enroll at their respective public school corporation.

Table 34. Total Choice Student Eligible Payment Amount				
Payment Type	2018-2019	2019-2020		
	Period One	Period One	Period Two	Total
Choice Award*	\$161,445,099.77	\$171,621,221.96	\$1,155,268.03	\$172,776,489.99
Choice School Tuition	\$215,870,626.49	\$224,564,455.12	\$2,919,505.44	\$227,483,960.56
Public Tuition Support	\$231,409,852.89	\$236,255,181.64	\$2,984,048.09	\$239,239,229.73

*Potential award amount all participating student are eligible to receive

CHOICE SCHOLARSHIP PAYMENTS

Choice Scholarship award payments are made to the Choice school on the student's behalf at least once each semester. The student (if 18 years of age or older) or the student's parent or guardian signs an Endorsement Form authorizing IDOE to disburse the Choice Scholarship funds directly to the participating Choice school on behalf of the Choice student.

IC 20-51-4-6 specifies, “(a) If an eligible Choice Scholarship student enrolls in an eligible school for less than an entire school year, the Choice Scholarship provided under this chapter for that school year shall be reduced on a prorated basis to reflect the shorter school term.”

The payment and prorated refund amounts for the 2018-2019 Choice Scholarship Program are detailed in Table 35. The information for the 2019-2020 school year will not be available until the end of the 2019-2020 school year and the data will not be published until the 2020-2021 version of the Choice Scholarship Program Annual Report.

Table 35. Choice Scholarship Program Payments	
	2018-2019
Fall Payment	\$80,506,700.24
Spring Payment	\$78,827,169.31
Total Payments	\$159,333,869.55
Refunds	\$495,980.02
Net Payment	\$158,837,889.53
Note: The 2019-2020 information is not available at this time. It will be included in next year's updated report.	

ADDITIONAL INFORMATION

Data contained in this report was provided by Indiana Department of Education, Office of Information Technology. Data sources used in this report include the STN Application Center, the State Aid Application Center, Choice Scholarship Student Applications, Choice School Applications, and the Federal Poverty Guidelines. **Data for the Choice Scholarship Program Annual Report is specifically for the context of this report. Any questions regarding the data used should be directed to the author of the report.**

For additional information on the Choice Scholarship Program, please visit our website at <https://www.in.gov/doe/students/indiana-choice-scholarship-program/>.

Prior year Appendices E and F that outlined Choice student enrollment at Choice schools by public school corporation of legal settlement can now be found at <https://www.doe.in.gov/accountability/find-school-and-corporation-data-reports> in the Public Corporation Transfer Report.

Award amounts shown in the following appendices are not amounts paid. The amounts shown in the appendices are the amounts that students qualified for and would receive if none of the students were to withdraw and have awards prorated.

For questions concerning the Choice Scholarship Program, please email choiceschool@doe.in.gov.

Appendices

APPENDIX A: CHOICE SCHOLARSHIP STUDENTS BY SCHOOL CORPORATION OF LEGAL SETTLEMENT

Appendix A: Choice Scholarship Students by School Corporation of Legal Settlement				
Corp. No.	Corporation Name	2018-2019	2019-2020	
			Period One	Period Two
0015	Adams Central Community Schools	17	12	-
5265	Alexandria Community School Corporation	62	62	-
5275	Anderson Community School Corporation	730	703	12
5470	Argos Community Schools	*	*	-
2435	Attica Consolidated School Corporation	10	*	-
3315	Avon Community School Corporation	198	200	*
1315	Barr-Reeve Community Schools	*	*	-
0365	Bartholomew Consolidated School Corporation	476	495	11
6895	Batesville Community School Corporation	86	100	-
2260	Baugo Community Schools	36	33	-
5380	Beech Grove City Schools	143	130	*
0395	Benton Community School Corporation	72	86	*
0515	Blackford County Schools	-	*	-
2920	Bloomfield School District	*	-	-
3405	Blue River Valley Schools	*	*	-
5480	Bremen Public Schools	*	*	-
0670	Brown County School Corporation	24	26	-
3305	Brownsburg Community School Corporation	234	207	*
3695	Brownstown Central Community School Corporation	23	25	-
3455	C A Beard Memorial School Corporation	*	*	-
6340	Cannelton City Schools	-	-	-
3060	Carmel Clay Schools	105	79	-
0750	Carroll Consolidated School Corporation	*	*	-
2650	Caston School Corporation	*	-	-
4205	Center Grove Community School Corporation	216	211	*
8360	Centerville-Abington Community Schools	23	25	-
6055	Central Noble Community School Corporation	11	*	-
4145	Clark-Pleasant Community School Corporation	192	235	-
1000	Clarksville Community School Corporation	88	75	*
1125	Clay Community Schools	*	*	-
1150	Clinton Central School Corporation	*	*	-
1160	Clinton Prairie School Corporation	20	24	-
6750	Cloverdale Community Schools	*	*	-

Appendix A: Choice Scholarship Students by School Corporation of Legal Settlement

Corp. No.	Corporation Name	2018-2019	2019-2020	
			Period One	Period Two
1170	Community Schools of Frankfort	39	23	-
2270	Concord Community Schools	65	88	53
2440	Covington Community School Corporation	23	20	-
1900	Cowan Community School Corporation	*	*	-
1300	Crawford County Community School Corporation	-	*	-
5855	Crawfordsville Community Schools	-	-	-
3710	Crothersville Community Schools	18	*	-
4660	Crown Point Community School Corporation	134	143	-
5455	Culver Community Schools Corporation	12	*	-
1940	Daleville Community Schools	10	18	-
3325	Danville Community School Corporation	37	40	-
1655	Decatur County Community Schools	27	35	-
1835	DeKalb County Central United School District	127	119	*
1805	DeKalb County Eastern Community School District	22	17	-
1875	Delaware Community School Corporation	10	15	-
0755	Delphi Community School Corporation	18	19	-
6470	Duneland School Corporation	38	28	*
0255	East Allen County Schools	1032	1093	*
2725	East Gibson School Corporation	12	10	-
6060	East Noble School Corporation	118	89	*
6510	East Porter County School Corporation	34	29	-
8215	East Washington School Corporation	*	*	-
2815	Eastbrook Community School Corporation	19	18	-
2940	Eastern Greene Schools	10	18	-
3145	Eastern Hancock County Community School Corporation	*	*	-
3480	Eastern Howard School Corporation	-	-	-
6620	Eastern Pulaski Community School Corporation	-	-	-
4215	Edinburgh Community School Corporation	14	12	-
2305	Elkhart Community Schools	429	409	*
5280	Elwood Community School Corporation	*	10	-
5910	Eminence Community School Corporation	*	*	-
7995	Evansville Vanderburgh School Corporation	1644	1640	16
2155	Fairfield Community Schools	36	38	*
2395	Fayette County School Corporation	86	74	-
0370	Flat Rock-Hawcreek School Corporation	12	*	-
0235	Fort Wayne Community Schools	4642	4427	36
4225	Franklin Community School Corporation	114	122	-
2475	Franklin County Community School Corporation	52	52	-

Appendix A: Choice Scholarship Students by School Corporation of Legal Settlement

Corp. No.	Corporation Name	2018-2019	2019-2020	
			Period One	Period Two
5310	Franklin Township Community School Corporation	500	522	*
5245	Frankton-Lapel Community Schools	13	18	*
7605	Fremont Community Schools	-	-	-
8525	Frontier School Corporation	*	*	-
1820	Garrett-Keyser-Butler Community	47	39	-
4690	Gary Community School Corporation	573	542	*
2315	Goshen Community Schools	248	270	*
1010	Greater Clark County Schools	312	317	*
2120	Greater Jasper Consolidated Schools	84	73	-
6755	Greencastle Community School Corporation	*	*	-
3125	Greenfield-Central Community Schools	73	71	-
1730	Greensburg Community Schools	36	27	-
4245	Greenwood Community School Corporation	109	111	*
4700	Griffith Public Schools	59	57	*
7610	Hamilton Community Schools	-	-	-
3025	Hamilton Heights School Corporation	23	20	-
3005	Hamilton Southeastern Schools	298	323	*
4580	Hanover Community School Corporation	78	80	*
3625	Huntington County Community School Corporation	116	111	-
5385	Indianapolis Public Schools	3761	3856	60
6900	Jac-Cen-Del Community School Corporation	*	*	-
3945	Jay School Corporation	48	49	*
4015	Jennings County Schools	112	103	*
7150	John Glenn School Corporation	23	15	*
3785	Kankakee Valley School Corporation	154	173	-
7525	Knox Community School Corporation	10	21	-
3500	Kokomo-Center Township Consolidated School Corporation	158	155	-
7855	Lafayette School Corporation	462	421	*
4615	Lake Central School Corporation	148	160	-
4650	Lake Ridge Schools	44	84	*
4680	Lake Station Community Schools	66	56	-
4535	Lakeland School Corporation	-	*	-
3160	Lanesville Community School Corporation	13	13	-
4945	LaPorte Community School Corporation	87	96	-
1620	Lawrenceburg Community School Corporation	14	14	-
0665	Lebanon Community School Corporation	80	72	*
1895	Liberty-Perry Community School Corporation	*	*	-
2950	Linton-Stockton School Corporation	-	-	-

Appendix A: Choice Scholarship Students by School Corporation of Legal Settlement

Corp. No.	Corporation Name	2018-2019	2019-2020	
			Period One	Period Two
0875	Logansport Community School Corporation	*	*	-
5525	Loogootee Community School Corporation	-	-	-
8445	M S D Bluffton-Harrison	*	*	-
6460	M S D Boone Township	10	12	-
5300	M S D Decatur Township	213	201	-
5330	M S D Lawrence Township	741	692	10
5925	M S D Martinsville Schools	184	222	*
6590	M S D Mount Vernon	64	72	*
6600	M S D North Posey County Schools	65	77	*
4860	M S D of New Durham Township	10	10	-
5340	M S D Perry Township	1057	1103	*
5350	M S D Pike Township	589	601	*
2960	M S D Shakamak Schools	-	-	-
0125	M S D Southwest Allen County	258	246	-
7615	M S D Steuben County	*	*	-
8050	M S D Wabash County Schools	23	22	-
8115	M S D Warren County	*	*	-
5360	M S D Warren Township	723	774	*
5370	M S D Washington Township	582	554	*
5375	M S D Wayne Township	424	388	*
5615	Maconaquah School Corporation	11	*	-
3995	Madison Consolidated Schools	257	237	*
2825	Madison-Grant United School Corporation	29	32	-
8045	Manchester Community Schools	20	14	-
2865	Marion Community Schools	207	242	*
3640	Medora Community School Corporation	*	*	-
4600	Merrillville Community School	300	285	*
4925	Michigan City Area Schools	402	399	*
2275	Middlebury Community Schools	75	61	-
6910	Milan Community Schools	12	20	-
3335	Mill Creek Community School Corporation	*	*	-
2855	Mississinewa Community School Corporation	34	30	-
5085	Mitchell Community Schools	*	10	-
6820	Monroe Central School Corporation	-	-	-
5740	Monroe County Community School Corporation	221	241	*
5900	Monroe-Gregg School District	35	31	-
5930	Mooresville Consolidated School Corporation	117	121	*
3135	Mount Vernon Community School Corporation	76	86	-

Appendix A: Choice Scholarship Students by School Corporation of Legal Settlement

Corp. No.	Corporation Name	2018-2019	2019-2020	
			Period One	Period Two
1970	Muncie Community Schools	188	153	*
8305	Nettle Creek School Corporation	*	*	-
2400	New Albany-Floyd County Consolidated School Corporation	306	303	10
3445	New Castle Community School Corporation	*	*	-
4805	New Prairie United School Corporation	14	19	-
4255	Nineveh-Hensley-Jackson United Corporation	27	23	-
3070	Noblesville Schools	168	159	*
0025	North Adams Community Schools	167	156	*
6375	North Central Parke Community School Corporation	-	-	-
1375	North Daviess Community Schools	*	*	-
2735	North Gibson School Corporation	66	66	*
3180	North Harrison Community School Corporation	18	15	-
7515	North Judson-San Pierre School Corporation	58	57	*
4315	North Knox School Corporation	22	27	-
5075	North Lawrence Community Schools	71	82	*
5620	North Miami Community Schools	-	-	-
5835	North Montgomery Community School Corporation	*	*	-
5945	North Newton School Corporation	14	16	-
6715	North Putnam Community Schools	*	*	-
7385	North Spencer County School Corporation	12	11	-
8010	North Vermillion Community School Corporation	*	*	-
3295	North West Hendricks Schools	24	28	-
8515	North White School Corporation	-	*	-
2040	Northeast Dubois County School Corporation	-	*	-
7645	Northeast School Corporation	*	*	-
8375	Northeastern Wayne Schools	10	*	-
8435	Northern Wells Community Schools	27	29	-
0225	Northwest Allen County Schools	236	251	-
7350	Northwestern Consolidated School Corporation	13	22	-
3470	Northwestern School Corporation	11	11	-
5625	Oak Hill United School Corporation	15	18	-
7495	Oregon-Davis School Corporation	*	*	-
6145	Orleans Community Schools	-	-	-
6155	Paoli Community School Corporation	*	*	-
7175	Penn-Harris-Madison School Corporation	289	311	*
6325	Perry Central Community Schools Corporation	-	-	-
5635	Peru Community Schools	*	*	-
6445	Pike County School Corporation	*	*	-

Appendix A: Choice Scholarship Students by School Corporation of Legal Settlement

Corp. No.	Corporation Name	2018-2019	2019-2020	
			Period One	Period Two
0775	Pioneer Regional School Corporation	-	-	-
3330	Plainfield Community School Corporation	71	54	*
5485	Plymouth Community School Corporation	74	91	*
6550	Portage Township Schools	178	154	*
6520	Porter Township School Corporation	*	16	-
4515	Prairie Heights Community School Corporation	*	*	-
6825	Randolph Central School Corporation	*	*	-
6835	Randolph Eastern School Corporation	-	-	-
6805	Randolph Southern School Corporation	*	*	-
3815	Rensselaer Central School Corporation	23	28	-
5705	Richland-Bean Blossom Community School Corporation	49	68	-
8385	Richmond Community Schools	269	245	*
6080	Rising Sun-Ohio County Community School Corporation	*	*	-
4590	River Forest Community School Corporation	*	29	-
2645	Rochester Community School Corporation	-	-	-
6300	Rockville Community School Corporation	-	-	-
1180	Rossville Consolidated School District	*	13	-
6995	Rush County Schools	57	54	-
8205	Salem Community Schools	*	*	-
4670	School City of East Chicago	376	367	*
4710	School City of Hammond	980	951	*
4730	School City of Hobart	71	60	-
7200	School City of Mishawaka	246	217	*
4720	School Town of Highland	88	94	*
4740	School Town of Munster	29	34	-
5400	School Town of Speedway	48	53	*
7230	Scott County School District I	25	19	-
7255	Scott County School District II	43	56	*
3675	Seymour Community Schools	277	278	*
7285	Shelby Eastern Schools	*	*	-
7365	Shelbyville Central Schools	50	50	-
3435	Shenandoah School Corporation	*	11	-
3055	Sheridan Community Schools	12	13	-
5520	Shoals Community School Corporation	*	*	-
8625	Smith-Green Community Schools	10	17	-
0035	South Adams Schools	*	*	-
7205	South Bend Community School Corporation	2676	2719	16
4940	South Central Community School Corporation	*	*	-

Appendix A: Choice Scholarship Students by School Corporation of Legal Settlement

Corp. No.	Corporation Name	2018-2019	2019-2020	
			Period One	Period Two
1600	South Dearborn Community School Corporation	79	68	*
2765	South Gibson School Corporation	70	73	*
3190	South Harrison Community Schools	73	74	*
3415	South Henry School Corporation	*	*	-
4325	South Knox School Corporation	18	20	-
5255	South Madison Community School Corporation	29	28	-
5845	South Montgomery Community School Corporation	*	*	-
5995	South Newton School Corporation	*	*	-
6705	South Putnam Community Schools	*	*	-
6865	South Ripley Community School Corporation	22	21	-
7445	South Spencer County School Corporation	49	44	-
8020	South Vermillion Community School Corporation	*	*	-
2100	Southeast Dubois County School Corporation	-	*	-
2455	Southeast Fountain School Corporation	*	*	-
0815	Southeastern School Corporation	*	*	-
3115	Southern Hancock County Community School Corporation	43	33	-
8425	Southern Wells Community Schools	*	-	-
2110	Southwest Dubois County School Corporation	*	*	-
6260	Southwest Parke Community School Corporation	-	-	-
7715	Southwest School Corporation	-	-	-
7360	Southwestern Consolidated School District Shelby County	*	*	-
4000	Southwestern-Jefferson County Consolidated Schools	57	51	-
6195	Spencer-Owen Community Schools	27	27	-
6160	Springs Valley Community School Corporation	-	-	-
1560	Sunman-Dearborn Community School Corporation	76	102	-
7775	Switzerland County School Corporation	11	*	-
3460	Taylor Community School Corporation	10	17	-
6350	Tell City-Troy Township School Corporation	-	*	-
7865	Tippecanoe School Corporation	408	433	*
4445	Tippecanoe Valley School Corporation	*	*	-
7945	Tipton Community School Corporation	-	*	-
4915	Tri Township Consolidated School Corporation	*	*	-
7935	Tri-Central Community Schools	*	*	-
8535	Tri-County School Corporation	-	*	-
4645	Tri-Creek School Corporation	31	37	-
5495	Triton School Corporation	*	*	-
6310	Turkey Run Community School Corporation	-	-	-
8565	Twin Lakes School Corporation	11	12	-

Appendix A: Choice Scholarship Students by School Corporation of Legal Settlement

Corp. No.	Corporation Name	2018-2019	2019-2020	
			Period One	Period Two
7950	Union County/College Corner Joint School District	-	*	-
6795	Union School Corporation	*	-	-
6530	Union Township School Corporation	*	13	-
7215	Union-North United School Corporation	*	11	-
6560	Valparaiso Community Schools	133	115	-
8030	Vigo County School Corporation	168	151	*
4335	Vincennes Community School Corporation	113	110	*
8060	Wabash City Schools	17	20	*
2285	Wa-Nee Community Schools	31	39	-
8130	Warrick County School Corporation	249	215	*
4415	Warsaw Community Schools	150	141	*
1405	Washington Community Schools	217	207	*
4345	Wawasee Community School Corporation	15	16	-
1885	Wes-Del Community Schools	17	18	-
6630	West Central School Corporation	*	*	-
0940	West Clark Community Schools	149	127	-
7875	West Lafayette Community School Corporation	*	*	-
6065	West Noble School Corporation	*	*	-
8220	West Washington School Corporation	*	*	-
0615	Western Boone County Community School District	*	13	-
3490	Western School Corporation	23	23	*
8355	Western Wayne Schools	*	*	-
3030	Westfield-Washington Schools	48	57	-
4525	Westview School Corporation	*	*	-
2980	White River Valley School District	-	-	-
4760	Whiting School City	23	23	-
4455	Whitko Community School Corporation	29	22	-
8665	Whitley County Consolidated Schools	53	59	*
1910	Yorktown Community Schools	27	32	-
0630	Zionsville Community Schools	51	46	-

- Public school corporations with no Choice students have been marked with a hyphen.
 - For data for public school corporations that show no data in the table above, please refer to previous versions of the Choice Scholarship Program Annual Report.
 * Counts of less than 10 have been asterisked to comply with FERPA.

APPENDIX B: CHOICE SCHOLARSHIP STUDENT COUNT BY CHOICE SCHOOL

Appendix B: Choice Scholarship Student Count By Choice School					
School No.	School Name	County	2018-2019	2019-2020	
				Period One	Period Two
A260	Aboite Christian School	Huntington	31	28	-
C905	Adventist Christian Elementary	Monroe	10	*	-
D912	Al-Haqq Foundation Academy	Marion	*	*	*
A515	All Saints Catholic School	Cass	-	-	-
D918	Alyssum Montessori School	Allen	*	12	-
B806	Ambassador Christian Academy	Lake	152	151	*
C250	Anderson Christian School	Madison	34	27	-
B760	Andrean High School	Lake	147	157	*
A149	Apogee School for the Gifted	Marion	*	*	-
B755	Aquinas School at Saint Andrew's	Lake	131	144	*
B892	Ascension Lutheran Christian School	Lake	34	37	*
A248	Ascension Lutheran School	Allen	86	86	-
B764	Avicenna Academy	Lake	37	48	*
D196	Bais Yaakov High School of Indiana	St Joseph	12	*	-
C575	Baptist Academy	Marion	163	175	*
B015	Bethany Christian School	Elkhart	137	151	*
B290	Bethesda Christian School	Hendricks	114	92	*
C705	Bishop Chatard High School	Marion	214	197	-
A120	Bishop Dwenger High School	Allen	461	448	*
A125	Bishop Luers High School	Allen	358	350	*
B970	Bishop Noll Institute	Lake	297	291	-
A172	Blackhawk Christian Elementary School	Allen	306	311	-
A170	Blackhawk Christian Jr/Sr High School	Allen	177	202	-
A009	Bloomington Islamic School	Monroe	-	*	-
C360	Brebeuf Jesuit Preparatory School	Marion	86	106	-
C396	Burge Terrace Christian School	Marion	56	58	-
B815	Calumet Christian School	Lake	123	117	*
C580	Calvary Christian School	Marion	128	122	*
C315	Calvary Lutheran School	Marion	120	126	*
C690	Capitol City Seventh Day Adventist Church School	Marion	10	*	-
C715	Cardinal Ritter High School	Marion	415	434	*
C700	Cathedral High School	Marion	232	232	*
D415	Central Catholic Jr/Sr High School	Tippecanoe	202	191	-
C625	Central Catholic School	Marion	156	210	*

Appendix B: Choice Scholarship Student Count By Choice School

School No.	School Name	County	2018-2019	2019-2020	-
A370	Central Lutheran School	Allen	153	Period One	Period Two
D545	Christ the King School	Vanderburgh	64	76	*
C585	Christ the King School	Marion	97	92	*
D230	Christ the King School	St Joseph	122	119	*
B045	Christian Academy of Indiana	Floyd	294	287	10
B493	Christian Academy of Madison	Jefferson	93	80	-
B195	Cicero Adventist School	Hamilton	-	-	-
B985	City Baptist Schools	Lake	-	-	-
C933	Clear Creek Christian School	Monroe	46	39	*
A479	ClearView Education	Boone	-	-	-
A875	Clinton Christian School	Elkhart	121	114	*
C495	Colonial Christian School	Marion	100	95	*
A450	Columbus Christian School Inc.	Bartholomew	135	146	*
D305	Community Baptist Christian School	St Joseph	80	96	-
D862	Community Christian School	Wayne	70	71	-
A205	Concordia Evangelical Lutheran School	Allen	284	276	*
A195	Concordia Lutheran High School	Allen	390	371	-
C281	Cornerstone Baptist Academy	Marion	88	85	-
A236	Cornerstone College Preparatory School	Allen	108	90	*
D550	Corpus Christi School	Vanderburgh	64	62	*
D235	Corpus Christi School	St Joseph	88	81	-
B469	Covenant Christian High School	Jasper	50	53	-
C527	Covenant Christian High School	Marion	124	136	*
C910	Covenant Christian School	Monroe	29	81	*
D189	Covenant Christian School	St Joseph	90	69	*
B085	Covington Christian School	Fountain	31	30	-
C215	Cross Street Christian School	Madison	30	32	-
B009	Crossing Educational Center	Elkhart	368	328	52
C514	Crosspointe Christian Academy	Marion	119	82	-
A275	Crossroad Academy	Allen	46	37	*
B771	Crown Point Christian School	Lake	161	160	*
A119	Dana Christian School	Vermillion	*	*	-
C223	Delaware Christian Academy	Delaware	13	-	-
B470	DeMotte Christian School	Jasper	143	152	-
C112	Door Prairie Adventist School	LaPorte	-	-	-
A990	Elkhart Christian Academy	Elkhart	248	253	*
B160	Eman Schools	Hamilton	167	208	*

Appendix B: Choice Scholarship Student Count By Choice School

School No.	School Name	County	2018-2019	2019-2020	
				Period One	Period Two
D063	Emmanuel Baptist Academy	Porter	30	35	*
A215	Emmanuel Saint Michael Lutheran School	Allen	171	169	*
C680	Emmaus Lutheran School	Marion	20	37	*
A220	Emmaus Lutheran School	Allen	116	99	-
D485	Evansville Christian School	Vanderburgh	371	341	-
D489	Evansville Christian School - Newburgh	Vanderburgh	71	90	*
D525	Evansville Day School	Vanderburgh	38	37	-
D526	Evansville Day School PK-08	Vanderburgh	-	-	-
D625	Evansville Lutheran School	Vanderburgh	90	86	*
B748	Faith Academy	Lake	59	-	-
B037	Faith Christian School	Fayette	-	-	-
D452	Faith Christian School	Tippecanoe	284	284	*
B161	Fishers Christian Academy	Hamilton	48	36	*
B565	Flaget Elementary School	Knox	88	91	-
A724	Good Shepherd Christian Academy	Decatur	38	29	-
D555	Good Shepherd School	Vanderburgh	81	76	-
D329	Grace Christian Academy	Scott	81	90	*
D310	Granger Christian School	St Joseph	150	112	*
C966	Greenwood Christian Academy	Johnson	207	213	-
B249	Guerin Catholic High School	Hamilton	64	39	*
B790	Hammond Baptist Elementary & High School	Lake	-	-	-
C475	Hasten Hebrew Academy of Indianapolis	Marion	30	36	-
C275	Heritage Christian School	Marion	353	327	*
A746	Heritage Hall Christian School	Delaware	124	134	-
C020	Highland Christian School	Lake	173	183	*
C590	Holy Angels Catholic School	Marion	98	91	-
C595	Holy Cross Central School	Marion	174	117	-
C267	Holy Cross Lutheran School	Marion	38	44	-
A225	Holy Cross Lutheran School	Allen	192	205	-
D725	Holy Cross School	Vigo	-	-	-
B115	Holy Cross School	Gibson	39	43	*
D240	Holy Cross School	St Joseph	172	194	-
C211	Holy Cross School	Madison	162	157	*
A865	Holy Family School	Dubois	-	-	-
B050	Holy Family School	Floyd	62	55	-
D245	Holy Family School	St Joseph	155	203	-

Appendix B: Choice Scholarship Student Count By Choice School

School No.	School Name	County	2018-2019	2019-2020	
				Period One	Period Two
C545	Holy Name School	Marion	153	145	*
D560	Holy Redeemer School	Vanderburgh	102	88	-
D565	Holy Rosary School	Vanderburgh	126	124	*
D570	Holy Spirit School	Vanderburgh	118	139	*
C390	Holy Spirit School	Marion	279	278	*
A871	Holy Trinity Catholic School	Dubois	91	82	-
A309	Horizon Christian Academy	Allen	-	-	-
A302	Horizon Christian Academy II	Allen	-	-	-
A307	Horizon Christian Academy III	Allen	153	78	-
C282	Horizon Christian School	Marion	181	172	*
C563	Horizon Christian School-Shepherd Campus	Marion	107	99	*
B725	Howe School	LaGrange	11	-	-
B418	Huntington Catholic School	Huntington	79	67	-
A122	Illiana Christian High School	Lake	34	43	*
C600	Immaculate Heart of Mary School	Marion	14	17	*
B445	Immanuel Lutheran School	Jackson	102	105	*
D090	Immanuel Lutheran School	Porter	47	61	-
B190	Indiana Academy	Hamilton	74	75	-
C175	Indiana Christian Academy	Madison	194	178	*
B821	Indiana Horizon Academy	Lake	*	24	*
C455	Indianapolis Junior Academy	Marion	71	66	-
C679	Indianapolis Southside Christian School	Marion	26	28	-
D914	International Leadership School	Allen	-	52	*
C677	International School of Indiana (9-12)	Marion	19	16	-
C513	Islamic Academy of Indianapolis	Marion	17	27	-
B302	Islamic School of Plainfield	Hendricks	46	37	-
D913	Israel School of Excellence	Lake	34	68	*
B483	Jay County Christian Academy	Jay	48	49	*
D722	John Paul II Catholic High School	Vigo	-	-	-
B295	Kingsway Christian School	Hendricks	135	135	*
D440	Lafayette Christian School	Tippecanoe	135	156	*
B595	Lakeland Christian Academy	Kosciusko	62	66	*
B145	Lakeview Christian School	Grant	126	168	*
A740	Lakewood Park Christian School	DeKalb	236	209	*
B248	Legacy Christian School	Hamilton	68	78	-
B299	Legacy Learning Center	Marion	124	140	-

Appendix B: Choice Scholarship Student Count By Choice School

School No.	School Name	County	2018-2019	2019-2020	
				Period One	Period Two
C226	Liberty Christian Elementary	Madison	188	181	*
C225	Liberty Christian School	Madison	128	125	*
C224	Liberty Christian School (7-8)	Madison	-	-	-
C927	Lighthouse Christian Academy	Monroe	154	171	*
B465	Lutheran Central School	Jackson	11	*	-
C270	Lutheran High School	Marion	109	119	-
A235	Lutheran South Unity School	Allen	139	154	-
D165	Marian High School	St Joseph	337	339	*
C125	Marquette Catholic High School	LaPorte	125	116	*
D530	Mater Dei High School	Vanderburgh	135	145	*
D315	Michiana Christian School	St Joseph	38	34	*
B747	Midwest Elite Preparatory Academy	Lake	-	-	-
D177	Mishawaka Catholic School	St Joseph	136	154	*
B915	Mizpah Seventh-Day Adventist School	Lake	*	-	-
C965	Mooresville Christian Academy	Morgan	129	134	*
B951	Morning Star Academy	Lake	50	43	*
B904	Mosaic Middle School	Lake	-	-	-
A130	Most Precious Blood School	Allen	154	142	-
C628	MTI School of Knowledge	Marion	258	268	*
D065	Nativity of Our Savior School	Porter	76	84	-
C265	Nativity School	Marion	122	134	*
D249	New Vision Christian Academy	St Joseph	25	21	*
D158	North Liberty Christian School	St Joseph	16	13	*
A405	North Star Montessori School	Bartholomew	18	18	-
C105	Notre Dame Elementary School	LaPorte	69	54	*
D135	Oldenburg Academy	Franklin	66	67	-
B246	Our Lady of Grace School	Hamilton	87	102	-
C025	Our Lady of Grace School	Lake	86	96	-
D250	Our Lady of Hungary School	St Joseph	186	179	-
C605	Our Lady of Lourdes School	Marion	95	93	-
B060	Our Lady of Perpetual School	Floyd	77	78	-
A575	Our Lady of Providence High School	Clark	95	98	-
B535	Our Lady of the Greenwood School	Johnson	150	161	*
A106	Our Lady School	Allen	78	49	-
C512	Our Shepherd Lutheran School	Hendricks	52	66	-
B167	Paddock View Residential Center	Grant	-	-	-

Appendix B: Choice Scholarship Student Count By Choice School

School No.	School Name	County	2018-2019	2019-2020	
				Period One	Period Two
C899	Pinnacle School	Monroe	-	-	-
B510	Pope John XXIII School	Jefferson	148	125	*
D080	Portage Christian School	Porter	218	168	*
A870	Precious Blood School	Dubois	-	-	-
C623	Providence Cristo Rey High School	Marion	201	181	*
C110	Queen of All Saints School	LaPorte	104	99	-
A135	Queen of Angels School	Allen	127	142	*
D198	Queen of Peace School	St Joseph	93	93	*
B367	Redeemer Lutheran School	Howard	37	51	-
D535	Reitz Memorial High School	Vanderburgh	191	164	*
D317	Resurrection Lutheran Academy	St Joseph	20	31	-
D610	Resurrection School	Vanderburgh	98	105	-
D860	Richmond Academy	Wayne	-	-	-
A121	Riverview Adventist Christian Academy	Vanderburgh	15	15	-
B560	Rivet Middle & High School	Knox	65	68	*
C320	Roncalli High School	Marion	385	370	*
A470	Sacred Heart School	Benton	52	60	*
B605	Sacred Heart School	Kosciusko	53	51	-
A570	Sacred Heart School	Clark	100	93	*
D255	Saint Adalbert School	St Joseph	206	201	*
A270	Saint Aloysius Catholic School	Allen	46	49	*
C205	Saint Ambrose School	Madison	-	-	-
B440	Saint Ambrose School	Jackson	88	82	*
C615	Saint Anthony Catholic School	Marion	215	216	-
D260	Saint Anthony De Padua School	St Joseph	141	136	-
A560	Saint Anthony School	Clark	143	126	*
B475	Saint Augustine School	Jasper	22	30	-
C295	Saint Barnabas School	Marion	165	177	*
A425	Saint Bartholomew School	Bartholomew	144	173	*
D590	Saint Benedict Cathedral School	Vanderburgh	87	94	*
D805	Saint Bernard Elementary School	Wabash	46	42	*
D370	Saint Bernard School	Spencer	63	57	-
D420	Saint Boniface School	Tippecanoe	72	60	*
C040	Saint Bridget School	Lake	-	-	-
B950	Saint Casimir School	Lake	321	329	*
C900	Saint Charles Borromeo School	Monroe	63	62	-

Appendix B: Choice Scholarship Student Count By Choice School

School No.	School Name	County	2018-2019	2019-2020	
				Period One	Period Two
A145	Saint Charles Borromeo School	Allen	402	422	*
C795	Saint Christopher School	Marion	114	118	*
B800	Saint Edward School	Lake	-	-	-
D840	Saint Elizabeth Ann Seton School	Wayne	147	126	*
B035	Saint Gabriel Parochial School	Fayette	88	75	-
D435	Saint James Lutheran School	Tippecanoe	57	59	*
B120	Saint James School	Gibson	63	59	-
C645	Saint Joan of Arc School	Marion	181	168	*
B960	Saint John Bosco School	Lake	148	149	*
A695	Saint John Evangelical Lutheran School	Dearborn	28	36	*
C400	Saint John Evangelical Lutheran School	Marion	72	83	-
B780	Saint John Evangelist School	Lake	34	30	-
B020	Saint John Evangelist School	Elkhart	106	107	-
B450	Saint John Lutheran School	Jackson	10	10	-
B275	Saint John Lutheran School	Harrison	34	30	-
C150	Saint John Lutheran School	LaPorte	51	59	-
C985	Saint John Lutheran School	Noble	58	46	*
A355	Saint John the Baptist Catholic School	Allen	124	116	*
D465	Saint John the Baptist School	Tippecanoe	-	-	-
D265	Saint John the Baptist School	St Joseph	53	77	*
B965	Saint John the Baptist School	Lake	102	103	-
D815	Saint John the Baptist School	Warrick	100	98	-
A150	Saint John the Baptist School	Allen	144	148	-
A365	Saint John-Emmanuel Lutheran School	Allen	50	51	-
A340	Saint Joseph Catholic School	Allen	43	45	-
A350	Saint Joseph Hessen Cassel Catholic School	Allen	79	92	-
C145	Saint Joseph School	LaPorte	-	-	-
A735	Saint Joseph School	Dekalb	45	38	-
D335	Saint Joseph School	Shelby	42	39	-
D605	Saint Joseph School	Vanderburgh	50	47	-
B280	Saint Joseph School	Harrison	56	56	*
B105	Saint Joseph School	Gibson	65	59	*
D270	Saint Joseph School	St Joseph	90	82	-
A035	Saint Joseph School	Adams	165	151	-
D225	Saint Joseph's High School	St Joseph	319	339	*
A155	Saint Joseph-Saint Elizabeth Campus I	Allen	152	158	*

Appendix B: Choice Scholarship Student Count By Choice School

School No.	School Name	County	2018-2019	2019-2020	
				Period One	Period Two
A104	Saint Joseph-Saint Elizabeth Campus II	Allen	193	188	-
D275	Saint Jude Catholic School	St Joseph	90	102	-
C300	Saint Jude Elementary School	Marion	155	162	-
A160	Saint Jude Elementary School	Allen	280	258	*
D425	Saint Lawrence Elementary School	Tippecanoe	114	106	*
A790	Saint Lawrence School	Delaware	44	31	*
A700	Saint Lawrence School	Dearborn	45	43	-
C280	Saint Lawrence School	Marion	165	170	*
A360	Saint Louis Besancon Catholic School	Allen	84	86	-
D130	Saint Louis School	Ripley	84	91	-
C435	Saint Luke School	Marion	90	83	*
B285	Saint Malachy School	Hendricks	108	105	-
C305	Saint Mark School	Marion	255	281	-
D430	Saint Mary Cathedral School	Tippecanoe	88	89	-
B835	Saint Mary Catholic Community School	Lake	119	121	-
D140	Saint Mary Elementary School	Rush	53	51	-
C980	Saint Mary Elementary School	Noble	60	56	*
B067	Saint Mary of-the-Knobs Catholic School	Floyd	24	21	-
C210	Saint Mary School	Madison	-	-	-
A730	Saint Mary School	Decatur	15	18	-
A690	Saint Mary School	Dearborn	46	44	*
C190	Saint Mary School	Madison	55	56	-
B515	Saint Mary School	Jennings	72	63	*
A795	Saint Mary School	Delaware	67	63	-
B930	Saint Mary School	Lake	117	121	*
B065	Saint Mary's Catholic School	Floyd	-	-	-
D285	Saint Matthew Cathedral School	St Joseph	264	217	*
D095	Saint Matthew School	Posey	19	20	*
C440	Saint Matthew School	Marion	139	144	*
B775	Saint Michael School	Lake	26	35	-
B095	Saint Michael School	Franklin	33	40	-
B265	Saint Michael School	Hancock	51	48	-
C855	Saint Michael School	Marshall	84	88	*
C650	Saint Michael the Archangel School	Marion	304	303	*
C445	Saint Monica School	Marion	219	227	*
A680	Saint Nicholas School	Ripley	38	63	-

Appendix B: Choice Scholarship Student Count By Choice School

School No.	School Name	County	2018-2019	2019-2020	
				Period One	Period Two
D050	Saint Patrick School	Porter	14	*	*
D720	Saint Patrick School	Vigo	160	158	*
A685	Saint Paul Catholic School	Dearborn	-	-	-
D085	Saint Paul Catholic School	Porter	21	22	-
C130	Saint Paul Lutheran School	LaPorte	77	96	*
A245	Saint Paul Lutheran School	Allen	132	122	-
B155	Saint Paul Parish School	Grant	54	53	*
A550	Saint Paul School	Clark	69	73	-
C065	Saint Paul's Lutheran School	Lake	52	60	-
A040	Saint Peter Immanuel Lutheran School	Adams	15	16	*
D375	Saint Peter Lutheran School	Starke	72	81	*
A435	Saint Peter Lutheran School	Bartholomew	182	181	*
A250	Saint Peter's Lutheran School	Allen	117	101	-
C655	Saint Philip Neri School	Marion	238	226	*
D100	Saint Philip School	Posey	36	35	-
D164	Saint Pius X Catholic School	St Joseph	97	110	*
C450	Saint Pius X School	Marion	59	70	-
C310	Saint Roch School	Marion	103	99	-
B518	Saint Rose of Lima School	Johnson	91	97	-
C665	Saint Simon the Apostle School	Marion	57	55	-
C120	Saint Stanislaus Kostka School	LaPorte	77	80	-
B865	Saint Stanislaus School	Lake	183	165	*
B300	Saint Susanna School	Hendricks	69	71	*
D615	Saint Theresa School	Vanderburgh	-	-	-
C670	Saint Therese Little Flower School	Marion	255	253	*
A175	Saint Therese School	Allen	174	163	*
C675	Saint Thomas Aquinas School	Marion	41	37	*
C060	Saint Thomas More School	Lake	85	88	-
A975	Saint Thomas the Apostle School	Elkhart	76	78	*
C160	Saint Vincent DePaul School	Lawrence	65	70	*
A980	Saint Vincent DePaul School	Elkhart	158	157	*
A180	Saint Vincent DePaul School	Allen	294	302	*
D105	Saint Wendel School	Posey	40	49	*
B540	Saints Francis and Clare Catholic School	Johnson	102	79	*
B395	Saints Joan of Arc & Patrick School	Howard	131	114	*
B125	Saints Peter & Paul School	Gibson	*	*	-

Appendix B: Choice Scholarship Student Count By Choice School

School No.	School Name	County	2018-2019	2019-2020	
				Period One	Period Two
C710	Seccina Memorial School	Marion	297	302	*
C791	School for Community Learning (Formerly Project Libertas)	Marion	62	55	*
D842	Seton Catholic High School	Wayne	94	95	-
B455	Seymour Christian Academy	Jackson	93	83	*
B505	Shawe Memorial High School	Jefferson	97	106	*
D195	South Bend Hebrew Day School	St Joseph	91	121	-
D300	South Bend Junior Academy School	St Joseph	35	34	-
C349	Southport Presbyterian Christian School	Marion	39	46	*
B928	Spirit of God Accelerated School	Lake	-	-	-
A200	Suburban Bethlehem Lutheran School	Allen	102	101	-
C325	Suburban Christian School	Marion	185	237	*
C940	Tabernacle Christian Schools	Morgan	241	266	*
D748	Terre Haute Seventh Day Adventist School	Vigo	13	-	-
C589	The Independence Academy	Marion	*	19	-
B136	The King's Academy	Grant	135	126	-
C773	The Oaks Academy	Marion	178	197	-
B297	The Oaks Academy - Brookside	Marion	138	141	*
C774	The Oaks Academy - Middle School	Marion	109	128	-
C918	The Prep School	Monroe	-	-	-
D458	Tippecanoe Christian School	Tippecanoe	-	-	-
B293	Todd Academy	Marion	-	-	-
C699	TP Schools	Marion	155	167	*
C375	Traders Point Christian Academy	Boone	217	184	*
C561	Trinity Christian School	Marion	182	135	-
B901	Trinity Educational Daycare & Academy	Lake	-	-	-
B452	Trinity Lutheran High School	Jackson	53	50	-
C050	Trinity Lutheran School	Lake	22	19	-
A985	Trinity Lutheran School	Elkhart	41	47	-
C395	Trinity Lutheran School	Marion	51	59	*
B850	Trinity Lutheran School	Lake	85	79	-
D217	Trinity School at Greenlawn	St Joseph	74	85	-
D907	TROY Center	Whitley	34	35	*
B241	University High School of Indiana	Hamilton	-	-	-
D073	Victory Christian Academy	Porter	167	137	-
B600	Warsaw Christian School	Kosciusko	86	72	*
A665	Washington Catholic Elementary School	Daviess	110	87	*

Appendix B: Choice Scholarship Student Count By Choice School

School No.	School Name	County	2018-2019	2019-2020	
				Period One	Period Two
A660	Washington Catholic Middle/High School	Daviess	111	123	*
D580	Westside Catholic School	Vanderburgh	99	96	-
A430	White Creek Lutheran School	Bartholomew	43	40	*
A375	Woodburn Lutheran School	Allen	63	63	-
D281	Yeshiva of South Bend	St Joseph	*	*	-
B260	Zion Lutheran School	Hancock	26	36	-

- Choice schools who did not participate in the Program or did not have any Choice students have been marked with a hyphen.

- For data for Choice schools that show no data in the table above, please refer to previous versions of the Choice Scholarship Program Annual Report.

* Counts of less than 10 have been asterisked to comply with FERPA.

APPENDIX C: CHOICE SCHOLARSHIP QUALIFIED AWARD AMOUNTS BY CHOICE SCHOOL

Appendix C: Choice Scholarship Qualified Award Amounts By Choice School					
School No.	School Name	County	2018-2019	2019-2020	
				Period One	Period Two
A260	Aboite Christian School	Huntington	\$157,074.26	\$146,215.17	-
C905	Adventist Christian Elementary	Monroe	\$41,241.80	*	-
D912	Al-Haqq Foundation Academy	Marion	*	*	*
A515	All Saints Catholic School	Cass	-	-	-
D918	Alyssum Montessori School	Allen	*	\$66,591.64	-
B806	Ambassador Christian Academy	Lake	\$973,813.84	\$1,020,779.43	*
C250	Anderson Christian School	Madison	\$164,152.98	\$150,229.93	-
B760	Andrean High School	Lake	\$757,496.16	\$893,727.33	*
A149	Apogee School for the Gifted	Marion	*	*	-
B755	Aquinas School at Saint Andrew's	Lake	\$606,753.08	\$728,266.16	*
B892	Ascension Lutheran Christian School	Lake	\$227,120.92	\$253,672.00	*
A248	Ascension Lutheran School	Allen	\$217,511.70	\$269,570.98	-
B764	Avicenna Academy	Lake	\$197,091.35	\$259,604.08	*
D196	Bais Yaakov High School of Indiana	St Joseph	\$58,596.18	*	-
C575	Baptist Academy	Marion	\$894,129.25	\$1,033,072.97	*
B015	Bethany Christian School	Elkhart	\$637,447.38	\$732,624.84	*
B290	Bethesda Christian School	Hendricks	\$441,488.08	\$387,581.89	*
C705	Bishop Chatard High School	Marion	\$1,041,319.59	\$998,506.19	-
A120	Bishop Dwenger High School	Allen	\$2,013,292.92	\$2,104,237.36	*
A125	Bishop Luers High School	Allen	\$1,796,019.83	\$1,838,876.58	*
B970	Bishop Noll Institute	Lake	\$1,709,914.66	\$1,754,135.06	-
A172	Blackhawk Christian Elementary School	Allen	\$1,346,603.94	\$1,517,984.55	-
A170	Blackhawk Christian Jr/Sr High School	Allen	\$792,228.46	\$961,657.09	-
A009	Bloomington Islamic School	Monroe		*	-
C360	Brebeuf Jesuit Preparatory School	Marion	\$375,583.61	\$524,861.58	-
C396	Burge Terrace Christian School	Marion	\$281,127.27	\$285,521.97	-
B815	Calumet Christian School	Lake	\$605,013.30	\$600,169.98	*
C580	Calvary Christian School	Marion	\$513,956.94	\$492,653.28	*
C315	Calvary Lutheran School	Marion	\$554,172.19	\$607,667.37	*
C690	Capitol City Seventh Day Adventist Church School	Marion	\$46,986.18	*	-
C715	Cardinal Ritter High School	Marion	\$2,243,164.30	\$2,483,405.47	*
C700	Cathedral High School	Marion	\$1,136,258.73	\$1,187,818.30	*
D415	Central Catholic Jr/Sr High School	Tippecanoe	\$904,272.70	\$923,562.01	-
C625	Central Catholic School	Marion	\$931,597.90	\$1,317,085.05	*

Appendix C: Choice Scholarship Qualified Award Amounts By Choice School

School No.	School Name	County	2018-2019	2019-2020	
				Period One	Period Two
A249	Central Christian School	Allen	\$424,538.38	\$426,404.60	-
A370	Central Lutheran School	Allen	\$575,114.22	\$671,987.74	*
D545	Christ the King School	Vanderburgh	\$258,514.60	\$393,415.60	*
C585	Christ the King School	Marion	\$389,765.12	\$392,060.13	*
D230	Christ the King School	St Joseph	\$480,212.26	\$507,027.95	*
B045	Christian Academy of Indiana	Floyd	\$1,210,658.98	\$1,260,937.22	\$17,544.82
B493	Christian Academy of Madison	Jefferson	\$382,887.66	\$330,077.42	-
B195	Cicero Adventist School	Hamilton	-	-	-
B985	City Baptist Schools	Lake	-	-	-
C933	Clear Creek Christian School	Monroe	\$172,949.49	\$158,377.35	*
A479	ClearView Education	Boone	-	-	-
A875	Clinton Christian School	Elkhart	\$516,676.89	\$524,786.35	*
C495	Colonial Christian School	Marion	\$418,735.85	\$427,785.01	*
A450	Columbus Christian School Inc.	Bartholomew	\$592,483.41	\$659,738.27	*
D305	Community Baptist Christian School	St Joseph	\$410,942.66	\$534,488.39	-
D862	Community Christian School	Wayne	\$285,419.46	\$300,398.42	-
A205	Concordia Evangelical Lutheran School	Allen	\$1,229,034.90	\$1,267,480.57	*
A195	Concordia Lutheran High School	Allen	\$1,782,115.06	\$1,810,902.25	-
C281	Cornerstone Baptist Academy	Marion	\$411,315.46	\$414,832.26	-
A236	Cornerstone College Preparatory School	Allen	\$620,254.74	\$520,337.14	*
D550	Corpus Christi School	Vanderburgh	\$184,959.28	\$184,497.99	*
D235	Corpus Christi School	St Joseph	\$338,896.37	\$332,410.31	-
B469	Covenant Christian High School	Jasper	\$192,707.07	\$229,626.07	-
C527	Covenant Christian High School	Marion	\$520,796.53	\$622,196.66	*
C910	Covenant Christian School	Monroe	\$112,002.25	\$414,508.36	*
D189	Covenant Christian School	St Joseph	\$439,662.06	\$365,735.13	*
B085	Covington Christian School	Fountain	\$128,982.07	\$140,422.59	-
C215	Cross Street Christian School	Madison	\$135,490.00	\$149,010.00	-
B009	Crossing Educational Center	Elkhart	\$2,004,772.11	\$1,882,198.02	\$150,200.25
C514	Crosspointe Christian Academy	Marion	\$520,190.02	\$352,603.73	-
A275	Crossroad Academy	Allen	\$254,202.08	\$206,925.24	*
B771	Crown Point Christian School	Lake	\$584,135.60	\$629,832.91	*
A119	Dana Christian School	Vermillion	*	*	-
C223	Delaware Christian Academy	Delaware	\$81,826.55	-	-
B470	DeMotte Christian School	Jasper	\$573,296.07	\$675,583.75	-

Appendix C: Choice Scholarship Qualified Award Amounts By Choice School

School No.	School Name	County	2018-2019	2019-2020	
				Period One	Period Two
C112	Door Prairie Adventist School	LaPorte	-	-	-
A990	Elkhart Christian Academy	Elkhart	\$1,117,862.04	\$1,182,462.16	*
B160	Eman Schools	Hamilton	\$807,359.03	\$1,078,493.86	*
D063	Emmanuel Baptist Academy	Porter	\$102,183.30	\$128,462.72	*
A215	Emmanuel Saint Michael Lutheran School	Allen	\$568,282.44	\$592,967.38	*
C680	Emmaus Lutheran School	Marion	\$119,622.66	\$218,492.84	*
A220	Emmaus Lutheran School	Allen	\$507,252.30	\$442,098.62	-
D485	Evansville Christian School	Vanderburgh	\$1,757,684.38	\$1,715,347.98	-
D489	Evansville Christian School - Newburgh	Vanderburgh	\$316,301.15	\$415,888.78	*
D525	Evansville Day School	Vanderburgh	\$167,422.68	\$166,122.84	-
D526	Evansville Day School PK-08	Vanderburgh	-	-	-
D625	Evansville Lutheran School	Vanderburgh	\$380,068.53	\$383,681.04	*
B748	Faith Academy	Lake	\$383,527.86	-	-
B037	Faith Christian School	Fayette	-	-	-
D452	Faith Christian School	Tippecanoe	\$1,276,564.90	\$1,321,433.74	*
B161	Fishers Christian Academy	Hamilton	\$223,017.48	\$178,496.72	*
B565	Flaget Elementary School	Knox	\$323,196.93	\$347,509.69	-
A724	Good Shepherd Christian Academy	Decatur	\$145,442.05	\$118,847.66	-
D555	Good Shepherd School	Vanderburgh	\$301,199.08	\$302,064.87	-
D329	Grace Christian Academy	Scott	\$412,730.71	\$480,756.83	*
D310	Granger Christian School	St Joseph	\$646,600.30	\$471,944.52	*
C966	Greenwood Christian Academy	Johnson	\$879,517.01	\$1,001,059.86	-
B249	Guerin Catholic High School	Hamilton	\$285,139.63	\$180,411.75	*
B790	Hammond Baptist Elementary & High School	Lake	-	-	-
C475	Hasten Hebrew Academy of Indianapolis	Marion	\$146,465.58	\$179,428.10	-
C275	Heritage Christian School	Marion	\$1,643,119.61	\$1,590,929.63	*
A746	Heritage Hall Christian School	Delaware	\$590,116.66	\$661,678.72	-
C020	Highland Christian School	Lake	\$920,004.60	\$1,025,948.35	*
C590	Holy Angels Catholic School	Marion	\$574,279.03	\$548,293.89	-
C595	Holy Cross Central School	Marion	\$996,337.40	\$731,157.44	-
C267	Holy Cross Lutheran School	Marion	\$150,931.85	\$194,233.69	-
A225	Holy Cross Lutheran School	Allen	\$560,719.23	\$828,811.60	-
D725	Holy Cross School	Vigo	-	-	-
B115	Holy Cross School	Gibson	\$95,079.53	\$103,283.12	*
D240	Holy Cross School	St Joseph	\$871,128.73	\$1,043,675.24	-
C211	Holy Cross School	Madison	\$819,623.82	\$856,635.65	*
A865	Holy Family School	Dubois	-	-	-

Appendix C: Choice Scholarship Qualified Award Amounts By Choice School

School No.	School Name	County	2018-2019	2019-2020	
				Period One	Period Two
B050	Holy Family School	Floyd	\$265,930.94	\$251,556.44	-
D245	Holy Family School	St Joseph	\$756,543.23	\$1,080,279.58	-
C545	Holy Name School	Marion	\$609,753.19	\$626,215.36	*
D560	Holy Redeemer School	Vanderburgh	\$375,472.87	\$327,307.50	-
D565	Holy Rosary School	Vanderburgh	\$500,454.01	\$511,973.41	*
D570	Holy Spirit School	Vanderburgh	\$514,885.73	\$751,827.51	*
C390	Holy Spirit School	Marion	\$1,307,904.47	\$1,290,556.56	*
A871	Holy Trinity Catholic School	Dubois	\$230,767.29	\$236,540.74	-
A309	Horizon Christian Academy	Allen	-	-	-
A302	Horizon Christian Academy II	Allen	-	-	-
A307	Horizon Christian Academy III	Allen	\$878,343.38	\$455,324.48	-
C282	Horizon Christian School	Marion	\$889,075.62	\$924,598.62	*
C563	Horizon Christian School-Shepherd Campus	Marion	\$658,659.68	\$626,537.40	*
B725	Howe School	LaGrange	\$55,553.16	-	-
B418	Huntington Catholic School	Huntington	\$259,612.98	\$230,356.35	-
A122	Illiana Christian High School	Lake	\$142,967.52	\$202,289.83	*
C600	Immaculate Heart of Mary School	Marion	\$54,488.12	\$70,825.90	*
B445	Immanuel Lutheran School	Jackson	\$228,543.52	\$265,994.94	*
D090	Immanuel Lutheran School	Porter	\$204,497.36	\$284,503.45	-
B190	Indiana Academy	Hamilton	\$403,606.55	\$415,611.98	-
C175	Indiana Christian Academy	Madison	\$977,806.38	\$922,967.73	*
B821	Indiana Horizon Academy	Lake	*	\$118,441.36	*
C455	Indianapolis Junior Academy	Marion	\$330,942.04	\$335,551.33	-
C679	Indianapolis Southside Christian School	Marion	\$100,359.83	\$122,544.93	-
D914	International Leadership School	Allen		\$309,870.97	*
C677	International School of Indiana (9-12)	Marion	\$86,843.04	\$83,464.00	-
C513	Islamic Academy of Indianapolis	Marion	\$89,977.68	\$150,925.31	-
B302	Islamic School of Plainfield	Hendricks	\$252,813.00	\$214,339.75	-
D913	Israel School of Excellence	Lake	\$210,883.58	\$453,891.52	*
B483	Jay County Christian Academy	Jay	\$241,225.73	\$261,031.90	*
D722	John Paul II Catholic High School	Vigo	-	-	-
B295	Kingsway Christian School	Hendricks	\$568,585.95	\$619,687.65	*
D440	Lafayette Christian School	Tippecanoe	\$590,701.60	\$681,820.78	*
B595	Lakeland Christian Academy	Kosciusko	\$251,929.08	\$283,223.01	*
B145	Lakeview Christian School	Grant	\$697,745.52	\$980,564.80	*
A740	Lakewood Park Christian School	DeKalb	\$971,823.41	\$919,276.65	*
B248	Legacy Christian School	Hamilton	\$293,751.42	\$349,059.60	-

Appendix C: Choice Scholarship Qualified Award Amounts By Choice School

School No.	School Name	County	2018-2019	2019-2020	
				Period One	Period Two
B299	Legacy Learning Center	Marion	\$717,026.91	\$870,963.41	-
C226	Liberty Christian Elementary	Madison	\$992,262.30	\$981,640.48	*
C225	Liberty Christian School	Madison	\$618,664.89	\$672,581.11	*
C224	Liberty Christian School (7-8)	Madison	-	-	-
C927	Lighthouse Christian Academy	Monroe	\$720,273.48	\$856,491.10	*
B465	Lutheran Central School	Jackson	\$16,050.00	*	-
C270	Lutheran High School	Marion	\$486,455.33	\$590,902.37	-
A235	Lutheran South Unity School	Allen	\$760,632.60	\$891,808.83	-
D165	Marian High School	St Joseph	\$1,626,931.11	\$1,722,952.22	*
C125	Marquette Catholic High School	LaPorte	\$658,805.35	\$659,953.32	*
D530	Mater Dei High School	Vanderburgh	\$555,361.63	\$648,875.46	*
D315	Michiana Christian School	St Joseph	\$171,237.83	\$161,910.88	*
B747	Midwest Elite Preparatory Academy	Lake	-	-	-
D177	Mishawaka Catholic School	St Joseph	\$523,048.36	\$633,533.43	*
B915	Mizpah Seventh-Day Adventist School	Lake	*	-	-
C965	Mooresville Christian Academy	Morgan	\$571,562.79	\$621,313.10	*
B951	Morning Star Academy	Lake	\$239,116.11	\$227,202.30	*
B904	Mosaic Middle School	Lake	-	-	-
A130	Most Precious Blood School	Allen	\$605,916.79	\$599,385.37	-
C628	MTI School of Knowledge	Marion	\$1,458,122.88	\$1,597,870.59	*
D065	Nativity of Our Savior School	Porter	\$378,214.85	\$429,472.29	-
C265	Nativity School	Marion	\$455,986.97	\$532,209.54	*
D249	New Vision Christian Academy	St Joseph	\$141,125.00	\$122,175.00	*
D158	North Liberty Christian School	St Joseph	\$55,679.99	\$45,464.12	*
A405	North Star Montessori School	Bartholomew	\$93,060.39	\$98,661.62	-
C105	Notre Dame Elementary School	LaPorte	\$334,591.04	\$263,467.70	*
D135	Oldenburg Academy	Franklin	\$267,447.03	\$267,949.28	-
B246	Our Lady of Grace School	Hamilton	\$345,756.21	\$441,076.24	-
C025	Our Lady of Grace School	Lake	\$429,227.99	\$512,920.42	-
D250	Our Lady of Hungary School	St Joseph	\$1,022,551.96	\$1,048,539.30	-
C605	Our Lady of Lourdes School	Marion	\$390,557.94	\$390,226.89	-
B060	Our Lady of Perpetual School	Floyd	\$309,393.18	\$340,744.77	-
A575	Our Lady of Providence High School	Clark	\$410,002.37	\$465,646.11	-
B535	Our Lady of the Greenwood School	Johnson	\$567,088.56	\$670,322.22	*
A106	Our Lady School	Allen	\$331,869.07	\$252,086.49	-
C512	Our Shepherd Lutheran School	Hendricks	\$197,108.39	\$309,811.46	-
B167	Paddock View Residential Center	Grant	-	-	-

Appendix C: Choice Scholarship Qualified Award Amounts By Choice School

School No.	School Name	County	2018-2019	2019-2020	
				Period One	Period Two
C899	Pinnacle School	Monroe	-	-	-
B510	Pope John XXIII School	Jefferson	\$592,576.06	\$515,738.67	*
D080	Portage Christian School	Porter	\$1,078,573.02	\$865,234.38	*
A870	Precious Blood School	Dubois	-	-	-
C623	Providence Cristo Rey High School	Marion	\$1,151,931.16	\$1,114,392.14	*
C110	Queen of All Saints School	LaPorte	\$505,234.56	\$472,621.90	-
A135	Queen of Angels School	Allen	\$452,938.60	\$668,031.60	*
D198	Queen of Peace School	St Joseph	\$314,240.44	\$346,495.13	*
B367	Redeemer Lutheran School	Howard	\$156,139.74	\$238,393.66	-
D535	Reitz Memorial High School	Vanderburgh	\$845,986.46	\$774,790.09	*
D317	Resurrection Lutheran Academy	St Joseph	\$104,089.33	\$163,058.20	-
D610	Resurrection School	Vanderburgh	\$294,560.99	\$305,519.59	-
D860	Richmond Academy	Wayne	-	-	-
A121	Riverview Adventist Christian Academy	Vanderburgh	\$69,600.00	\$78,009.70	-
B560	Rivet Middle & High School	Knox	\$233,609.77	\$242,228.09	*
C320	Roncalli High School	Marion	\$1,753,423.11	\$1,792,103.02	*
A470	Sacred Heart School	Benton	\$160,553.64	\$186,819.78	*
B605	Sacred Heart School	Kosciusko	\$155,456.56	\$160,187.46	-
A570	Sacred Heart School	Clark	\$376,238.18	\$407,586.77	*
D255	Saint Adalbert School	St Joseph	\$1,158,882.46	\$1,134,111.66	*
A270	Saint Aloysius Catholic School	Allen	\$186,822.28	\$222,518.86	*
C205	Saint Ambrose School	Madison	-	-	-
B440	Saint Ambrose School	Jackson	\$331,164.26	\$313,924.29	*
C615	Saint Anthony Catholic School	Marion	\$1,276,626.94	\$1,336,620.73	-
D260	Saint Anthony De Padua School	St Joseph	\$636,480.12	\$675,776.57	-
A560	Saint Anthony School	Clark	\$621,230.72	\$577,709.49	*
B475	Saint Augustine School	Jasper	\$82,574.65	\$130,208.00	-
C295	Saint Barnabas School	Marion	\$418,728.68	\$498,870.96	*
A425	Saint Bartholomew School	Bartholomew	\$551,616.82	\$717,845.79	*
D590	Saint Benedict Cathedral School	Vanderburgh	\$363,459.64	\$418,211.23	*
D805	Saint Bernard Elementary School	Wabash	\$206,936.50	\$205,881.24	*
D370	Saint Bernard School	Spencer	\$218,691.75	\$229,228.35	-
D420	Saint Boniface School	Tippecanoe	\$298,765.25	\$274,568.29	*
C040	Saint Bridget School	Lake	-	-	-
B950	Saint Casimir School	Lake	\$1,373,092.82	\$1,492,299.47	*
C900	Saint Charles Borromeo School	Monroe	\$227,205.57	\$232,836.21	-
A145	Saint Charles Borromeo School	Allen	\$1,717,195.31	\$1,948,884.82	*

Appendix C: Choice Scholarship Qualified Award Amounts By Choice School

School No.	School Name	County	2018-2019	2019-2020	
				Period One	Period Two
C795	Saint Christopher School	Marion	\$552,431.49	\$601,421.24	*
B800	Saint Edward School	Lake	-	-	-
D840	Saint Elizabeth Ann Seton School	Wayne	\$617,034.64	\$535,964.93	*
B035	Saint Gabriel Parochial School	Fayette	\$297,096.65	\$276,199.50	-
D435	Saint James Lutheran School	Tippecanoe	\$224,378.81	\$224,381.48	*
B120	Saint James School	Gibson	\$164,622.67	\$166,297.18	-
C645	Saint Joan of Arc School	Marion	\$819,239.66	\$824,719.07	*
B960	Saint John Bosco School	Lake	\$726,679.02	\$785,377.86	*
A695	Saint John Evangelical Lutheran School	Dearborn	\$98,391.52	\$132,397.58	*
C400	Saint John Evangelical Lutheran School	Marion	\$240,865.47	\$291,128.38	-
B780	Saint John Evangelist School	Lake	\$105,946.54	\$100,010.69	-
B020	Saint John Evangelist School	Elkhart	\$364,915.80	\$386,462.35	-
B450	Saint John Lutheran School	Jackson	\$18,859.11	\$26,166.49	-
B275	Saint John Lutheran School	Harrison	\$121,816.50	\$105,820.11	-
C150	Saint John Lutheran School	LaPorte	\$173,422.68	\$201,528.08	-
C985	Saint John Lutheran School	Noble	\$204,660.79	\$163,754.54	*
A355	Saint John the Baptist Catholic School	Allen	\$370,567.81	\$371,746.29	*
D465	Saint John the Baptist School	Tippecanoe	-	-	-
D265	Saint John the Baptist School	St Joseph	\$298,072.15	\$452,896.76	*
B965	Saint John the Baptist School	Lake	\$497,629.57	\$425,486.16	-
D815	Saint John the Baptist School	Warrick	\$319,320.48	\$335,635.19	-
A150	Saint John the Baptist School	Allen	\$640,990.12	\$702,267.42	-
A365	Saint John-Emmanuel Lutheran School	Allen	\$183,805.86	\$204,668.17	-
A340	Saint Joseph Catholic School	Allen	\$172,397.92	\$184,913.07	-
A350	Saint Joseph Hessen Cassel Catholic School	Allen	\$262,554.20	\$363,453.12	-
C145	Saint Joseph School	LaPorte	-	-	-
A735	Saint Joseph School	Dekalb	\$130,668.48	\$114,572.93	-
D335	Saint Joseph School	Shelby	\$184,357.95	\$166,189.86	-
D605	Saint Joseph School	Vanderburgh	\$121,601.76	\$113,840.76	-
B280	Saint Joseph School	Harrison	\$218,951.43	\$236,448.90	*
B105	Saint Joseph School	Gibson	\$195,980.84	\$174,527.86	*
D270	Saint Joseph School	St Joseph	\$331,934.93	\$322,540.49	-
A035	Saint Joseph School	Adams	\$453,482.54	\$453,436.09	-
D225	Saint Joseph's High School	St Joseph	\$1,613,855.72	\$1,826,752.85	*
A155	Saint Joseph-Saint Elizabeth Campus I	Allen	\$870,480.86	\$932,291.98	*
A104	Saint Joseph-Saint Elizabeth Campus II	Allen	\$614,703.72	\$634,914.06	-
D275	Saint Jude Catholic School	St Joseph	\$380,665.90	\$414,983.08	-

Appendix C: Choice Scholarship Qualified Award Amounts By Choice School

School No.	School Name	County	2018-2019	2019-2020	
				Period One	Period Two
C300	Saint Jude Elementary School	Marion	\$534,810.27	\$580,481.70	-
A160	Saint Jude Elementary School	Allen	\$1,056,550.21	\$1,076,625.19	*
D425	Saint Lawrence Elementary School	Tippecanoe	\$490,321.44	\$484,073.41	*
A790	Saint Lawrence School	Delaware	\$206,200.23	\$156,314.76	*
A700	Saint Lawrence School	Dearborn	\$156,734.47	\$149,279.45	-
C280	Saint Lawrence School	Marion	\$821,019.65	\$938,173.94	*
A360	Saint Louis Besancon Catholic School	Allen	\$390,122.56	\$412,337.71	-
D130	Saint Louis School	Ripley	\$267,897.56	\$323,160.84	-
C435	Saint Luke School	Marion	\$330,438.97	\$337,166.49	*
B285	Saint Malachy School	Hendricks	\$391,484.15	\$393,302.72	-
C305	Saint Mark School	Marion	\$974,018.70	\$1,105,318.68	-
D430	Saint Mary Cathedral School	Tippecanoe	\$382,690.91	\$429,803.38	-
B835	Saint Mary Catholic Community School	Lake	\$549,378.56	\$584,151.26	-
D140	Saint Mary Elementary School	Rush	\$201,719.93	\$208,953.25	-
C980	Saint Mary Elementary School	Noble	\$184,390.75	\$179,086.55	*
B067	Saint Mary of-the-Knobs Catholic School	Floyd	\$77,814.82	\$72,959.04	-
C210	Saint Mary School	Madison	-	-	-
A730	Saint Mary School	Decatur	\$49,024.24	\$61,618.23	-
A690	Saint Mary School	Dearborn	\$144,642.11	\$148,893.74	*
C190	Saint Mary School	Madison	\$176,993.47	\$219,801.03	-
B515	Saint Mary School	Jennings	\$229,942.27	\$215,265.52	*
A795	Saint Mary School	Delaware	\$250,331.59	\$242,698.30	-
B930	Saint Mary School	Lake	\$426,716.03	\$465,176.70	*
B065	Saint Mary's Catholic School	Floyd	-	-	-
D285	Saint Matthew Cathedral School	St Joseph	\$1,245,859.77	\$1,077,658.91	*
D095	Saint Matthew School	Posey	\$62,700.00	\$72,050.00	*
C440	Saint Matthew School	Marion	\$661,377.67	\$714,844.10	*
B775	Saint Michael School	Lake	\$95,108.19	\$158,348.48	-
B095	Saint Michael School	Franklin	\$34,400.00	\$48,600.00	-
B265	Saint Michael School	Hancock	\$191,623.66	\$190,695.84	-
C855	Saint Michael School	Marshall	\$368,161.32	\$415,442.75	*
C650	Saint Michael the Archangel School	Marion	\$1,449,174.98	\$1,528,962.86	*
C445	Saint Monica School	Marion	\$1,073,619.22	\$1,175,392.45	*
A680	Saint Nicholas School	Ripley	\$161,597.25	\$253,163.03	-
D050	Saint Patrick School	Porter	\$56,516.73	*	*
D720	Saint Patrick School	Vigo	\$635,780.30	\$657,059.40	*
A685	Saint Paul Catholic School	Dearborn	-	-	-

Appendix C: Choice Scholarship Qualified Award Amounts By Choice School

School No.	School Name	County	2018-2019	2019-2020	
				Period One	Period Two
D085	Saint Paul Catholic School	Porter	\$62,792.20	\$67,752.72	-
C130	Saint Paul Lutheran School	LaPorte	\$392,610.48	\$517,528.66	*
A245	Saint Paul Lutheran School	Allen	\$608,058.73	\$640,845.36	-
B155	Saint Paul Parish School	Grant	\$269,711.19	\$291,483.87	*
A550	Saint Paul School	Clark	\$269,897.03	\$299,978.77	-
C065	Saint Paul's Lutheran School	Lake	\$219,427.77	\$275,944.64	-
A040	Saint Peter Immanuel Lutheran School	Adams	\$29,773.96	\$39,785.36	*
D375	Saint Peter Lutheran School	Starke	\$251,073.92	\$436,664.34	*
A435	Saint Peter Lutheran School	Bartholomew	\$731,896.89	\$823,379.70	*
A250	Saint Peter's Lutheran School	Allen	\$388,103.69	\$363,361.39	-
C655	Saint Philip Neri School	Marion	\$1,443,114.21	\$1,422,998.69	*
D100	Saint Philip School	Posey	\$101,534.65	\$93,880.31	-
D164	Saint Pius X Catholic School	St Joseph	\$364,048.53	\$451,883.02	*
C450	Saint Pius X School	Marion	\$205,319.73	\$274,466.15	-
C310	Saint Roch School	Marion	\$353,120.19	\$352,902.12	-
B518	Saint Rose of Lima School	Johnson	\$383,200.52	\$414,311.25	-
C665	Saint Simon the Apostle School	Marion	\$213,004.58	\$224,302.05	-
C120	Saint Stanislaus Kostka School	LaPorte	\$405,033.26	\$448,633.65	-
B865	Saint Stanislaus School	Lake	\$875,290.37	\$868,512.20	*
B300	Saint Susanna School	Hendricks	\$257,393.63	\$287,948.95	*
D615	Saint Theresa School	Vanderburgh	-	-	-
C670	Saint Therese Little Flower School	Marion	\$1,383,700.88	\$1,439,728.15	*
A175	Saint Therese School	Allen	\$756,380.64	\$725,228.27	*
C675	Saint Thomas Aquinas School	Marion	\$192,000.21	\$177,318.88	*
C060	Saint Thomas More School	Lake	\$364,598.62	\$408,308.08	-
A975	Saint Thomas the Apostle School	Elkhart	\$252,795.28	\$328,602.71	*
C160	Saint Vincent DePaul School	Lawrence	\$253,889.99	\$307,867.39	*
A980	Saint Vincent DePaul School	Elkhart	\$759,247.24	\$764,520.68	*
A180	Saint Vincent DePaul School	Allen	\$956,120.63	\$1,012,452.08	*
D105	Saint Wendel School	Posey	\$92,499.94	\$124,636.12	*
B540	Saints Francis and Clare Catholic School	Johnson	\$398,086.21	\$320,387.16	*
B395	Saints Joan of Arc & Patrick School	Howard	\$598,948.79	\$509,235.56	*
B125	Saints Peter & Paul School	Gibson	*	*	-
C710	Seccina Memorial School	Marion	\$1,660,753.88	\$1,760,413.09	*
C791	School for Community Learning (Formerly Project Libertas)	Marion	\$361,172.14	\$321,272.25	*
D842	Seton Catholic High School	Wayne	\$438,337.47	\$463,554.23	-

Appendix C: Choice Scholarship Qualified Award Amounts By Choice School

School No.	School Name	County	2018-2019	2019-2020	
				Period One	Period Two
B455	Seymour Christian Academy	Jackson	\$308,918.77	\$285,153.87	*
B505	Shawe Memorial High School	Jefferson	\$462,603.92	\$532,756.38	*
D195	South Bend Hebrew Day School	St Joseph	\$460,113.17	\$671,515.20	-
D300	South Bend Junior Academy School	St Joseph	\$169,967.32	\$166,800.91	-
C349	Southport Presbyterian Christian School	Marion	\$172,069.42	\$214,845.55	*
B928	Spirit of God Accelerated School	Lake	-	-	-
A200	Suburban Bethlehem Lutheran School	Allen	\$296,748.12	\$312,531.35	-
C325	Suburban Christian School	Marion	\$860,713.14	\$1,145,502.69	*
C940	Tabernacle Christian Schools	Morgan	\$1,159,179.65	\$1,361,335.87	*
D748	Terre Haute Seventh Day Adventist School	Vigo	\$71,500.00	-	-
C589	The Independence Academy	Marion	*	\$101,534.38	-
B136	The King's Academy	Grant	\$525,797.10	\$529,264.09	-
C773	The Oaks Academy	Marion	\$841,669.60	\$1,023,333.94	-
B297	The Oaks Academy - Brookside	Marion	\$662,072.64	\$738,978.26	*
C774	The Oaks Academy - Middle School	Marion	\$498,459.37	\$651,629.76	-
C918	The Prep School	Monroe	-	-	-
D458	Tippecanoe Christian School	Tippecanoe	-	-	-
B293	Todd Academy	Marion	-	-	-
C699	TP Schools	Marion	\$831,162.42	\$963,184.77	*
C375	Traders Point Christian Academy	Boone	\$972,928.62	\$842,899.55	*
C561	Trinity Christian School	Marion	\$996,858.88	\$768,351.14	-
B901	Trinity Educational Daycare & Academy	Lake	-	-	-
B452	Trinity Lutheran High School	Jackson	\$226,023.60	\$218,659.67	-
C050	Trinity Lutheran School	Lake	\$86,743.36	\$78,983.16	-
A985	Trinity Lutheran School	Elkhart	\$141,846.79	\$186,755.48	-
C395	Trinity Lutheran School	Marion	\$241,286.65	\$292,695.96	*
B850	Trinity Lutheran School	Lake	\$316,141.50	\$299,447.66	-
D217	Trinity School at Greenlawn	St Joseph	\$296,674.31	\$401,802.60	-
D907	TROY Center	Whitley	\$165,824.87	\$174,634.40	*
B241	University High School of Indiana	Hamilton	-	-	-
D073	Victory Christian Academy	Porter	\$724,003.10	\$639,945.00	-
B600	Warsaw Christian School	Kosciusko	\$346,711.63	\$320,639.48	*
A665	Washington Catholic Elementary School	Daviess	\$509,528.79	\$432,551.49	*
A660	Washington Catholic Middle/High School	Daviess	\$528,832.25	\$602,163.23	*
D580	Westside Catholic School	Vanderburgh	\$451,147.91	\$462,129.81	-
A430	White Creek Lutheran School	Bartholomew	\$67,032.55	\$87,546.10	*
A375	Woodburn Lutheran School	Allen	\$246,407.30	\$259,900.65	-

Appendix C: Choice Scholarship Qualified Award Amounts By Choice School

School No.	School Name	County	2018-2019	2019-2020	
				Period One	Period Two
D281	Yeshiva of South Bend	St Joseph	*	*	-
B260	Zion Lutheran School	Hancock	\$80,482.60	\$135,705.89	-

- Choice schools who did not participate in the Program or did not have any Choice students have been marked with a hyphen.
 - For data for Choice schools that show no data in the table above, please refer to previous versions of the Choice Scholarship Program Annual Report.
 * Counts of less than 10 have been asterisked to comply with FERPA.

APPENDIX D: CHOICE SCHOLARSHIP QUALIFIED AWARD AMOUNTS BY PUBLIC SCHOOL CORPORATION OF LEGAL SETTLEMENT OF CHOICE STUDENTS

Appendix D: Choice Scholarship Qualified Award Amounts by Public School Corporation of Legal Settlement of Choice Students				
Corp. No.	Corporation Name	2018-2019	2019-2020	
			Period One	Period Two
0015	Adams Central Community Schools	\$37,878.14	\$30,793.77	-
5265	Alexandria Community School Corporation	\$213,629.11	\$263,976.27	-
5275	Anderson Community School Corporation	\$3,725,742.41	\$3,815,188.72	\$49,718.99
5470	Argos Community Schools	*	*	-
2435	Attica Consolidated School Corporation	\$42,221.35	*	-
3315	Avon Community School Corporation	\$765,568.20	\$837,205.70	*
1315	Barr-Reeve Community Schools	*	*	-
0365	Bartholomew Consolidated School Corporation	\$1,859,162.49	\$2,125,109.98	\$22,650.41
6895	Batesville Community School Corporation	\$284,536.33	\$371,133.60	-
2260	Baugo Community Schools	\$125,318.14	\$117,492.17	-
5380	Beech Grove City Schools	\$616,998.38	\$577,530.98	*
0395	Benton Community School Corporation	\$241,778.26	\$297,270.94	*
0515	Blackford County Schools	-	*	-
2920	Bloomfield School District	*	-	-
3405	Blue River Valley Schools	*	*	-
5480	Bremen Public Schools	*	*	-
0670	Brown County School Corporation	\$97,217.53	\$116,152.05	-
3305	Brownsburg Community School Corporation	\$909,014.60	\$835,427.93	*
3695	Brownstown Central Community School Corporation	\$51,548.53	\$61,576.56	-
3455	C A Beard Memorial School Corporation	*	*	-
6340	Cannelton City Schools	-	-	-
3060	Carmel Clay Schools	\$421,373.27	\$345,380.30	-
0750	Carroll Consolidated School Corporation	*	*	-
2650	Caston School Corporation	*	-	-
4205	Center Grove Community School Corporation	\$732,937.09	\$788,389.32	*
8360	Centerville-Abington Community Schools	\$77,446.46	\$98,079.56	-
6055	Central Noble Community School Corporation	\$28,929.90	*	-
4145	Clark-Pleasant Community School Corporation	\$781,644.43	\$1,023,443.73	-
1000	Clarksville Community School Corporation	\$397,080.53	\$372,331.25	*
1125	Clay Community Schools	*	*	-
1150	Clinton Central School Corporation	*	*	-
1160	Clinton Prairie School Corporation	\$97,787.94	\$113,929.22	-
6750	Cloverdale Community Schools	*	*	-
1170	Community Schools of Frankfort	\$201,392.45	\$129,009.19	-

Appendix D: Choice Scholarship Qualified Award Amounts by Public School Corporation of Legal Settlement of Choice Students

Corp. No.	Corporation Name	2018-2019	2019-2020	
			Period One	Period Two
2270	Concord Community Schools	\$296,002.08	\$420,438.46	\$5,499.24
2440	Covington Community School Corporation	\$92,232.07	\$92,372.59	-
1900	Cowan Community School Corporation	*	*	-
1300	Crawford County Community School Corporation	-	*	-
5855	Crawfordsville Community Schools	-	-	-
3710	Crothersville Community Schools	\$69,980.79	*	-
4660	Crown Point Community School Corporation	\$522,298.38	\$597,219.56	-
5455	Culver Community Schools Corporation	\$50,975.58	*	-
1940	Daleville Community Schools	\$47,856.10	\$81,207.96	-
3325	Danville Community School Corporation	\$140,730.04	\$180,011.66	-
1655	Decatur County Community Schools	\$99,759.82	\$128,397.11	-
1835	DeKalb County Central United School District	\$462,718.30	\$477,916.16	*
1805	DeKalb County Eastern Community School District	\$90,566.00	\$70,217.11	-
1875	Delaware Community School Corporation	\$37,200.61	\$72,039.76	-
0755	Delphi Community School Corporation	\$73,295.46	\$83,542.78	-
6470	Duneland School Corporation	\$147,663.36	\$127,012.05	*
0255	East Allen County Schools	\$4,134,854.14	\$4,719,492.04	*
2725	East Gibson School Corporation	\$43,682.26	\$37,451.88	-
6060	East Noble School Corporation	\$417,917.12	\$315,942.00	*
6510	East Porter County School Corporation	\$152,063.58	\$134,480.32	-
8215	East Washington School Corporation	*	*	-
2815	Eastbrook Community School Corporation	\$72,671.17	\$78,955.94	-
2940	Eastern Greene Schools	\$36,077.38	\$72,568.26	-
3145	Eastern Hancock County Community School Corporation	*	*	-
3480	Eastern Howard School Corporation	-	-	-
6620	Eastern Pulaski Community School Corporation	-	-	-
4215	Edinburgh Community School Corporation	\$56,779.71	\$56,649.80	-
2305	Elkhart Community Schools	\$1,941,138.70	\$1,983,537.85	*
5280	Elwood Community School Corporation	*	\$50,832.81	-
5910	Eminence Community School Corporation	*	*	-
7995	Evansville Vanderburgh School Corporation	\$6,777,295.92	\$7,272,899.27	\$41,544.58
2155	Fairfield Community Schools	\$129,190.50	\$154,587.10	*
2395	Fayette County School Corporation	\$294,474.88	\$277,671.07	-
0370	Flat Rock-Hawcreek School Corporation	\$51,105.21	*	-
0235	Fort Wayne Community Schools	\$20,246,738.78	\$20,774,524.43	\$103,168.31
4225	Franklin Community School Corporation	\$475,021.47	\$534,061.94	-
2475	Franklin County Community School Corporation	\$109,146.44	\$102,768.28	-
5310	Franklin Township Community School Corporation	\$1,919,226.19	\$2,146,516.88	*

Appendix D: Choice Scholarship Qualified Award Amounts by Public School Corporation of Legal Settlement of Choice Students

Corp. No.	Corporation Name	2018-2019	2019-2020	
			Period One	Period Two
5245	Frankton-Lapel Community Schools	\$50,799.09	\$83,015.45	*
7605	Fremont Community Schools	-	-	-
8525	Frontier School Corporation	*	*	-
1820	Garrett-Keyser-Butler Community	\$157,061.98	\$145,716.95	-
4690	Gary Community School Corporation	\$3,391,173.80	\$3,337,676.23	*
2315	Goshen Community Schools	\$1,047,353.20	\$1,208,607.62	*
1010	Greater Clark County Schools	\$1,276,562.18	\$1,406,271.03	*
2120	Greater Jasper Consolidated Schools	\$214,482.82	\$212,318.32	-
6755	Greencastle Community School Corporation	*	*	-
3125	Greenfield-Central Community Schools	\$293,680.48	\$294,864.98	-
1730	Greensburg Community Schools	\$139,036.76	\$105,837.89	-
4245	Greenwood Community School Corporation	\$446,610.14	\$507,659.08	*
4700	Griffith Public Schools	\$226,029.24	\$241,148.99	*
7610	Hamilton Community Schools	-	-	-
3025	Hamilton Heights School Corporation	\$107,079.14	\$85,609.85	-
3005	Hamilton Southeastern Schools	\$1,199,457.63	\$1,411,977.53	*
4580	Hanover Community School Corporation	\$242,584.31	\$265,127.90	*
3625	Huntington County Community School Corporation	\$407,752.10	\$412,473.47	-
5385	Indianapolis Public Schools	\$20,874,951.91	\$22,447,750.40	\$151,620.66
6900	Jac-Cen-Del Community School Corporation	*	*	-
3945	Jay School Corporation	\$241,225.73	\$261,031.90	*
4015	Jennings County Schools	\$394,688.84	\$380,482.60	*
7150	John Glenn School Corporation	\$89,247.64	\$58,194.54	*
3785	Kankakee Valley School Corporation	\$599,374.33	\$779,804.95	-
7525	Knox Community School Corporation	\$39,230.00	\$119,472.24	-
3500	Kokomo-Center Township Consolidated School Corporation	\$792,744.86	\$790,138.12	-
7855	Lafayette School Corporation	\$2,201,035.07	\$2,139,946.12	*
4615	Lake Central School Corporation	\$555,118.32	\$687,262.52	-
4650	Lake Ridge Schools	\$212,401.81	\$433,137.00	*
4680	Lake Station Community Schools	\$331,031.66	\$287,736.91	-
4535	Lakeland School Corporation	-	*	-
3160	Lanesville Community School Corporation	\$50,651.72	\$44,138.47	-
4945	LaPorte Community School Corporation	\$366,001.68	\$385,488.72	-
1620	Lawrenceburg Community School Corporation	\$59,139.80	\$58,074.90	-
0665	Lebanon Community School Corporation	\$343,648.98	\$320,117.20	*
1895	Liberty-Perry Community School Corporation	*	*	-
2950	Linton-Stockton School Corporation	-	-	-
0875	Logansport Community School Corporation	*	*	-

Appendix D: Choice Scholarship Qualified Award Amounts by Public School Corporation of Legal Settlement of Choice Students

Corp. No.	Corporation Name	2018-2019	2019-2020	
			Period One	Period Two
5525	Loogootee Community School Corporation	-	-	-
8445	M S D Bluffton-Harrison	*	*	-
6460	M S D Boone Township	\$42,272.94	\$49,694.25	-
5300	M S D Decatur Township	\$1,030,546.49	\$1,046,459.29	-
5330	M S D Lawrence Township	\$3,366,808.33	\$3,329,865.90	\$18,698.56
5925	M S D Martinsville Schools	\$876,600.74	\$1,133,550.92	*
6590	M S D Mount Vernon	\$229,809.16	\$257,806.48	*
6600	M S D North Posey County Schools	\$173,446.34	\$225,198.44	*
4860	M S D of New Durham Township	\$42,358.48	\$46,577.55	-
5340	M S D Perry Township	\$4,309,291.58	\$4,761,895.40	*
5350	M S D Pike Township	\$2,781,184.96	\$3,064,437.59	*
2960	M S D Shakamak Schools	-	-	-
0125	M S D Southwest Allen County	\$864,312.19	\$911,113.87	-
7615	M S D Steuben County	*	*	-
8050	M S D Wabash County Schools	\$89,803.50	\$92,980.29	-
8115	M S D Warren County	*	*	-
5360	M S D Warren Township	\$3,494,175.77	\$3,937,490.48	*
5370	M S D Washington Township	\$2,606,123.07	\$2,627,428.65	*
5375	M S D Wayne Township	\$2,086,757.98	\$2,017,264.93	*
5615	Maconaquah School Corporation	\$51,499.16	*	-
3995	Madison Consolidated Schools	\$1,084,703.42	\$1,056,030.62	*
2825	Madison-Grant United School Corporation	\$134,264.16	\$147,660.74	-
8045	Manchester Community Schools	\$72,123.79	\$57,102.85	-
2865	Marion Community Schools	\$1,040,353.65	\$1,340,105.49	*
3640	Medora Community School Corporation	*	*	-
4600	Merrillville Community School	\$1,397,331.36	\$1,432,654.17	*
4925	Michigan City Area Schools	\$2,061,420.00	\$2,157,292.24	*
2275	Middlebury Community Schools	\$306,303.62	\$262,599.36	-
6910	Milan Community Schools	\$59,502.56	\$87,602.03	-
3335	Mill Creek Community School Corporation	*	*	-
2855	Mississinewa Community School Corporation	\$145,721.64	\$133,257.96	-
5085	Mitchell Community Schools	*	\$46,112.99	-
6820	Monroe Central School Corporation	-	-	-
5740	Monroe County Community School Corporation	\$938,117.68	\$1,126,444.37	*
5900	Monroe-Gregg School District	\$122,244.52	\$127,616.05	-
5930	Mooreville Consolidated School Corporation	\$538,932.20	\$540,355.96	*
3135	Mount Vernon Community School Corporation	\$297,528.89	\$353,918.10	-
1970	Muncie Community Schools	\$890,369.24	\$727,035.59	*

Appendix D: Choice Scholarship Qualified Award Amounts by Public School Corporation of Legal Settlement of Choice Students

Corp. No.	Corporation Name	2018-2019	2019-2020	
			Period One	Period Two
8305	Nettle Creek School Corporation	*	*	-
2400	New Albany-Floyd County Consolidated School Corporation	\$1,255,671.46	\$1,333,942.84	\$9,901.19
3445	New Castle Community School Corporation	*	*	-
4805	New Prairie United School Corporation	\$34,953.50	\$68,420.66	-
4255	Nineveh-Hensley-Jackson United Corporation	\$118,625.29	\$101,782.56	-
3070	Noblesville Schools	\$701,890.37	\$712,817.68	*
0025	North Adams Community Schools	\$461,064.72	\$469,254.18	*
6375	North Central Parke Community School Corporation	-	-	-
1375	North Daviess Community Schools	*	*	-
2735	North Gibson School Corporation	\$194,052.84	\$196,390.90	*
3180	North Harrison Community School Corporation	\$61,169.53	\$65,734.40	-
7515	North Judson-San Pierre School Corporation	\$200,813.92	\$301,683.90	*
4315	North Knox School Corporation	\$84,516.45	\$110,648.35	-
5075	North Lawrence Community Schools	\$286,099.86	\$382,816.02	*
5620	North Miami Community Schools	-	-	-
5835	North Montgomery Community School Corporation	*	*	-
5945	North Newton School Corporation	\$63,989.12	\$77,387.88	-
6715	North Putnam Community Schools	*	*	-
7385	North Spencer County School Corporation	\$36,826.78	\$39,892.80	-
8010	North Vermillion Community School Corporation	*	*	-
3295	North West Hendricks Schools	\$93,771.72	\$119,396.19	-
8515	North White School Corporation	-	*	-
2040	Northeast Dubois County School Corporation	-	*	-
7645	Northeast School Corporation	*	*	-
8375	Northeastern Wayne Schools	\$40,232.40	*	-
8435	Northern Wells Community Schools	\$96,294.69	\$122,966.49	-
0225	Northwest Allen County Schools	\$764,858.57	\$883,978.24	-
7350	Northwestern Consolidated School Corporation	\$61,141.41	\$105,700.37	-
3470	Northwestern School Corporation	\$41,189.89	\$36,866.93	-
5625	Oak Hill United School Corporation	\$54,467.96	\$71,519.14	-
7495	Oregon-Davis School Corporation	*	*	-
6145	Orleans Community Schools	-	-	-
6155	Paoli Community School Corporation	*	*	-
7175	Penn-Harris-Madison School Corporation	\$1,040,770.82	\$1,259,098.76	*
6325	Perry Central Community Schools Corporation	-	-	-
5635	Peru Community Schools	*	*	-
6445	Pike County School Corporation	*	*	-
0775	Pioneer Regional School Corporation	-	-	-

Appendix D: Choice Scholarship Qualified Award Amounts by Public School Corporation of Legal Settlement of Choice Students

Corp. No.	Corporation Name	2018-2019	2019-2020	
			Period One	Period Two
3330	Plainfield Community School Corporation	\$302,797.69	\$246,789.50	*
5485	Plymouth Community School Corporation	\$339,277.08	\$440,546.09	*
6550	Portage Township Schools	\$834,753.08	\$750,791.21	*
6520	Porter Township School Corporation	*	\$81,985.44	-
4515	Prairie Heights Community School Corporation	*	*	-
6825	Randolph Central School Corporation	*	*	-
6835	Randolph Eastern School Corporation	-	-	-
6805	Randolph Southern School Corporation	*	*	-
3815	Rensselaer Central School Corporation	\$90,571.54	\$121,942.25	-
5705	Richland-Bean Blossom Community School Corporation	\$221,000.58	\$331,156.63	-
8385	Richmond Community Schools	\$1,184,629.84	\$1,102,031.46	*
6080	Rising Sun-Ohio County Community School Corporation	*	*	-
4590	River Forest Community School Corporation	*	\$154,243.66	-
2645	Rochester Community School Corporation	-	-	-
6300	Rockville Community School Corporation	-	-	-
1180	Rossville Consolidated School District	*	\$65,902.59	-
6995	Rush County Schools	\$219,951.82	\$219,328.31	-
8205	Salem Community Schools	*	*	-
4670	School City of East Chicago	\$1,964,220.74	\$2,033,652.96	*
4710	School City of Hammond	\$4,745,017.88	\$4,790,003.73	*
4730	School City of Hobart	\$305,402.23	\$271,045.10	-
7200	School City of Mishawaka	\$1,029,560.80	\$942,776.77	*
4720	School Town of Highland	\$336,057.69	\$415,900.74	*
4740	School Town of Munster	\$89,733.74	\$134,903.22	-
5400	School Town of Speedway	\$219,015.07	\$249,850.98	*
7230	Scott County School District I	\$131,202.24	\$103,592.24	-
7255	Scott County School District II	\$216,840.44	\$290,191.38	*
3675	Seymour Community Schools	\$864,370.44	\$910,242.54	*
7285	Shelby Eastern Schools	*	*	-
7365	Shelbyville Central Schools	\$225,001.21	\$220,968.90	-
3435	Shenandoah School Corporation	*	\$49,380.86	-
3055	Sheridan Community Schools	\$54,801.24	\$60,729.56	-
5520	Shoals Community School Corporation	*	*	-
8625	Smith-Green Community Schools	\$35,366.91	\$70,378.11	-
0035	South Adams Schools	*	*	-
7205	South Bend Community School Corporation	\$13,114,378.58	\$14,068,057.03	\$86,998.45
4940	South Central Community School Corporation	*	*	-
1600	South Dearborn Community School Corporation	\$269,826.71	\$241,514.01	*

Appendix D: Choice Scholarship Qualified Award Amounts by Public School Corporation of Legal Settlement of Choice Students

Corp. No.	Corporation Name	2018-2019	2019-2020	
			Period One	Period Two
2765	South Gibson School Corporation	\$188,824.71	\$207,395.39	*
3190	South Harrison Community Schools	\$286,880.83	\$312,075.75	*
3415	South Henry School Corporation	*	*	-
4325	South Knox School Corporation	\$59,297.17	\$61,481.21	-
5255	South Madison Community School Corporation	\$126,602.34	\$136,042.64	-
5845	South Montgomery Community School Corporation	*	*	-
5995	South Newton School Corporation	*	*	-
6705	South Putnam Community Schools	*	*	-
6865	South Ripley Community School Corporation	\$82,858.10	\$79,106.20	-
7445	South Spencer County School Corporation	\$174,756.97	\$179,738.49	-
8020	South Vermillion Community School Corporation	*	*	-
2100	Southeast Dubois County School Corporation	-	*	-
2455	Southeast Fountain School Corporation	*	*	-
0815	Southeastern School Corporation	*	*	-
3115	Southern Hancock County Community School Corporation	\$161,794.48	\$126,018.20	-
8425	Southern Wells Community Schools	*	-	-
2110	Southwest Dubois County School Corporation	*	*	-
6260	Southwest Parke Community School Corporation	-	-	-
7715	Southwest School Corporation	-	-	-
7360	Southwestern Consolidated School District Shelby County	*	*	-
4000	Southwestern-Jefferson County Consolidated Schools	\$253,304.83	\$225,469.75	-
6195	Spencer-Owen Community Schools	\$114,362.71	\$116,951.92	-
6160	Springs Valley Community School Corporation	-	-	-
1560	Sunman-Dearborn Community School Corporation	\$270,317.01	\$370,991.20	-
7775	Switzerland County School Corporation	\$52,647.00	*	-
3460	Taylor Community School Corporation	\$55,295.76	\$96,795.18	-
6350	Tell City-Troy Township School Corporation	-	*	-
7865	Tippecanoe School Corporation	\$1,615,716.23	\$1,817,141.40	*
4445	Tippecanoe Valley School Corporation	*	*	-
7945	Tipton Community School Corporation	-	*	-
4915	Tri Township Consolidated School Corporation	*	*	-
7935	Tri-Central Community Schools	*	*	-
8535	Tri-County School Corporation	-	*	-
4645	Tri-Creek School Corporation	\$128,326.53	\$158,584.55	-
5495	Triton School Corporation	*	*	-
6310	Turkey Run Community School Corporation	-	-	-
8565	Twin Lakes School Corporation	\$50,051.63	\$49,808.79	-
7950	Union County/College Corner Joint School District	-	*	-

Appendix D: Choice Scholarship Qualified Award Amounts by Public School Corporation of Legal Settlement of Choice Students

Corp. No.	Corporation Name	2018-2019	2019-2020	
			Period One	Period Two
6795	Union School Corporation	*	-	-
6530	Union Township School Corporation	*	\$53,972.00	-
7215	Union-North United School Corporation	*	\$41,648.34	-
6560	Valparaiso Community Schools	\$538,003.20	\$487,387.87	-
8030	Vigo County School Corporation	\$687,066.00	\$628,307.66	*
4335	Vincennes Community School Corporation	\$413,222.89	\$409,025.21	*
8060	Wabash City Schools	\$82,050.19	\$106,209.02	*
2285	Wa-Nee Community Schools	\$136,008.54	\$167,077.68	-
8130	Warrick County School Corporation	\$922,882.11	\$848,313.76	*
4415	Warsaw Community Schools	\$555,157.93	\$565,419.97	*
1405	Washington Community Schools	\$1,017,874.70	\$1,016,726.76	*
4345	Wawasee Community School Corporation	\$48,550.98	\$54,601.25	-
1885	Wes-Del Community Schools	\$75,720.10	\$75,948.08	-
6630	West Central School Corporation	*	*	-
0940	West Clark Community Schools	\$573,259.34	\$532,289.70	-
7875	West Lafayette Community School Corporation	*	*	-
6065	West Noble School Corporation	*	*	-
8220	West Washington School Corporation	*	*	-
0615	Western Boone County Community School District	*	\$52,112.60	-
3490	Western School Corporation	\$70,572.94	\$70,770.20	*
8355	Western Wayne Schools	*	*	-
3030	Westfield-Washington Schools	\$182,125.95	\$238,382.81	-
4525	Westview School Corporation	*	*	-
2980	White River Valley School District	-	-	-
4760	Whiting School City	\$101,667.44	\$95,852.71	-
4455	Whitko Community School Corporation	\$134,030.62	\$100,398.68	-
8665	Whitley County Consolidated Schools	\$216,912.38	\$251,148.51	*
1910	Yorktown Community Schools	\$114,148.92	\$144,243.32	-
0630	Zionsville Community Schools	\$202,190.83	\$179,918.61	-

- Public school corporations with no Choice students have been marked with a hyphen.

- For data for public school corporations that show no data in the table above, please refer to previous versions of the Choice Scholarship Program Annual Report.

* Counts less than 10 have been asterisked to comply with FERPA.

APPENDIX E: PUBLIC SCHOOL CORPORATION BASED ON CHOICE SCHOOL PHYSICAL LOCATION

Appendix E: Public School Corporation Based on Choice School Physical Location			
Corp. No.	Corp. Name	School No.	School Name
5265	Alexandria Community School Corporation	C190	Saint Mary School
5275	Anderson Community School Corporation	C250	Anderson Christian School
5275	Anderson Community School Corporation	C211	Holy Cross School
5275	Anderson Community School Corporation	C226	Liberty Christian Elementary School
5275	Anderson Community School Corporation	C225	Liberty Christian School
3315	Avon Community School Corporation	B295	Kingsway Christian School
3315	Avon Community School Corporation	C512	Our Shepherd Lutheran School
0365	Bartholomew Consolidated School Corporation	A450	Columbus Christian School
0365	Bartholomew Consolidated School Corporation	A405	North Star Montessori
0365	Bartholomew Consolidated School Corporation	A425	Saint Bartholomew School
0365	Bartholomew Consolidated School Corporation	A435	Saint Peter's Lutheran School
0365	Bartholomew Consolidated School Corporation	A430	White Creek Lutheran School
6895	Batesville Community School Corporation	D135	Oldenburg Academy
6895	Batesville Community School Corporation	D130	Saint Louis School
5380	Beech Grove City Schools	C545	Holy Name Catholic School
0395	Benton Community School Corporation	A470	Sacred Heart School
3305	Brownsburg Community School Corporation	B290	Bethesda Christian School
3305	Brownsburg Community School Corporation	B285	Saint Malachy School
3695	Brownstown Central Community School Corporation	B465	Lutheran Central School
4205	Center Grove Community School Corporation	B540	Saints Francis and Clare Catholic School
4145	Clark-Pleasant Community School Corporation	C966	Greenwood Christian Academy
1000	Clarksville Community School Corporation	A560	Saint Anthony of Padua
2270	Concord Community Schools	B009	Crossing Education Center
2270	Concord Community Schools	A990	Elkhart Christian Academy
2440	Covington Community School Corporation	B085	Covington Christian School
4660	Crown Point Community School Corporation	B835	Saint Mary Catholic Community School
4660	Crown Point Community School Corporation	B850	Trinity Lutheran School
1835	DeKalb County Central United School District	A740	Lakewood Park Christian School
6470	Duneland School Corporation	D050	Saint Patrick School
0255	East Allen County Schools	A370	Central Lutheran School
0255	East Allen County Schools	A355	Saint John the Baptist School
0255	East Allen County Schools	A365	Saint John-Emmanuel Lutheran School
0255	East Allen County Schools	A350	Saint Joseph Hessen Cassel
0255	East Allen County Schools	A360	Saint Louis Besancon School

Appendix E: Public School Corporation Based on Choice School Physical Location

Corp. No.	Corp. Name	School No.	School Name
0255	East Allen County Schools	A340	Saint Rose of Lima
0255	East Allen County Schools	A375	Woodburn Lutheran School
6060	East Noble School Corporation	C985	Saint John Lutheran School
6060	East Noble School Corporation	C980	Saint Mary of the Assumption School
6510	East Porter County School Corporation	D073	Victory Christian Academy
2305	Elkhart Community Schools	A975	Saint Thomas the Apostle School
2305	Elkhart Community Schools	A980	Saint Vincent de Paul
2305	Elkhart Community Schools	A985	Trinity Lutheran School
7995	Evansville Vanderburgh School Corporation	D545	Annunciation Catholic School at Christ the King
7995	Evansville Vanderburgh School Corporation	D570	Annunciation Catholic School at Holy Spirit
7995	Evansville Vanderburgh School Corporation	D550	Corpus Christi School
7995	Evansville Vanderburgh School Corporation	D485	Evansville Christian
7995	Evansville Vanderburgh School Corporation	D525	Evansville Day School
7995	Evansville Vanderburgh School Corporation	D625	Evansville Lutheran School
7995	Evansville Vanderburgh School Corporation	D555	Good Shepherd Catholic School
7995	Evansville Vanderburgh School Corporation	D560	Holy Redeemer School
7995	Evansville Vanderburgh School Corporation	D565	Holy Rosary Catholic School
7995	Evansville Vanderburgh School Corporation	D530	Mater Dei High School
7995	Evansville Vanderburgh School Corporation	D535	Reitz Memorial School
7995	Evansville Vanderburgh School Corporation	D610	Resurrection School
7995	Evansville Vanderburgh School Corporation	A121	Riverview Adventist Christian Academy
7995	Evansville Vanderburgh School Corporation	D590	Saint Benedict Cathedral School
7995	Evansville Vanderburgh School Corporation	D605	Saint Joseph School
7995	Evansville Vanderburgh School Corporation	D580	Westside Catholic School
2155	Fairfield Community Schools	A875	Clinton Christian School
2395	Fayette County School Corporation	B035	Saint Gabriel School
0235	Fort Wayne Community Schools	D918	Alyssum Montessori School
0235	Fort Wayne Community Schools	A248	Ascension Lutheran School
0235	Fort Wayne Community Schools	A120	Bishop Dwenger High School
0235	Fort Wayne Community Schools	A125	Bishop Luers High School
0235	Fort Wayne Community Schools	A172	Blackhawk Christian Elementary School
0235	Fort Wayne Community Schools	A170	Blackhawk Christian Middle/High School
0235	Fort Wayne Community Schools	A249	Central Christian School
0235	Fort Wayne Community Schools	A205	Concordia Lutheran Elementary School
0235	Fort Wayne Community Schools	A195	Concordia Lutheran High School
0235	Fort Wayne Community Schools	A236	Cornerstone Christian College Prep School
0235	Fort Wayne Community Schools	A275	Crossroad Academy
0235	Fort Wayne Community Schools	A215	Emmanuel-Saint Michael Lutheran School

Appendix E: Public School Corporation Based on Choice School Physical Location

Corp. No.	Corp. Name	School No.	School Name
0235	Fort Wayne Community Schools	A225	Holy Cross Lutheran School
0235	Fort Wayne Community Schools	A307	Horizon Christian Academy
0235	Fort Wayne Community Schools	D914	International Leadership School
0235	Fort Wayne Community Schools	A235	Lutheran South Unity School
0235	Fort Wayne Community Schools	A130	Most Precious Blood School
0235	Fort Wayne Community Schools	A106	Our Lady School
0235	Fort Wayne Community Schools	A135	Queen of Angels School
0235	Fort Wayne Community Schools	A270	Saint Aloysius Catholic School
0235	Fort Wayne Community Schools	A145	Saint Charles Borromeo School
0235	Fort Wayne Community Schools	A150	Saint John the Baptist School
0235	Fort Wayne Community Schools	A155	Saint Joseph Catholic School
0235	Fort Wayne Community Schools	A160	Saint Jude Catholic School
0235	Fort Wayne Community Schools	A245	Saint Paul Lutheran School
0235	Fort Wayne Community Schools	A250	Saint Peter's Lutheran School
0235	Fort Wayne Community Schools	A175	Saint Therese Catholic School
0235	Fort Wayne Community Schools	A180	Saint Vincent de Paul Catholic School
0235	Fort Wayne Community Schools	A200	Suburban Bethlehem Lutheran School
4225	Franklin Community School Corporation	B518	Saint Rose of Lima
2475	Franklin County Community School Corporation	B095	Saint Michael School
5310	Franklin Township Community School Corporation	C270	Lutheran High School
5310	Franklin Township Community School Corporation	C265	Nativity Catholic School
5245	Frankton-Lapel Community Schools	C215	Cross Street Christian School
5245	Frankton-Lapel Community Schools	C175	Indiana Christian Academy
1820	Garrett-Keyser-Butler Community	A735	Saint Joseph School
4690	Gary Community School Corporation	B806	Ambassador Christian Academy
4690	Gary Community School Corporation	B892	Ascension Lutheran Christian School
2315	Goshen Community Schools	B015	Bethany Christian School
2315	Goshen Community Schools	B020	Saint John the Evangelist
1010	Greater Clark County Schools	A575	Our Lady of Providence High School
1010	Greater Clark County Schools	A570	Sacred Heart School
2120	Greater Jasper Consolidated Schools	A871	Holy Trinity Catholic School
3125	Greenfield-Central Community Schools	B265	Saint Michael Catholic School
1730	Greensburg Community Schools	A724	Good Shepherd Christian Academy
1730	Greensburg Community Schools	A730	Saint Mary's School
4245	Greenwood Community School Corporation	B535	Our Lady of the Greenwood School
4700	Griffith Public Schools	B815	Calumet Christian School
4700	Griffith Public Schools	B930	Saint Mary School
3025	Hamilton Heights School Corporation	B190	Indiana Academy

Appendix E: Public School Corporation Based on Choice School Physical Location

Corp. No.	Corp. Name	School No.	School Name
3005	Hamilton Southeastern Schools	B160	Eman Schools
3005	Hamilton Southeastern Schools	B161	Fishers Christian Academy
4580	Hanover Community School Corporation	B771	Crown Point Christian School
4580	Hanover Community School Corporation	A122	Illiana Christian High School
3625	Huntington County Community School Corporation	B418	Huntington Catholic School
5385	Indianapolis Public Schools	A149	Apogee School for the Gifted
5385	Indianapolis Public Schools	C705	Bishop Chatard High School
5385	Indianapolis Public Schools	C690	Capitol City SDA School
5385	Indianapolis Public Schools	C715	Cardinal Ritter High School
5385	Indianapolis Public Schools	C700	Cathedral High School
5385	Indianapolis Public Schools	C625	Central Catholic School
5385	Indianapolis Public Schools	C575	Central Christian Academy
5385	Indianapolis Public Schools	C585	Christ the King School
5385	Indianapolis Public Schools	C680	Emmaus Lutheran School
5385	Indianapolis Public Schools	C590	Holy Angels Catholic School
5385	Indianapolis Public Schools	C595	Holy Cross Central School
5385	Indianapolis Public Schools	C600	Immaculate Heart of Mary School
5385	Indianapolis Public Schools	B299	Legacy Learning Center
5385	Indianapolis Public Schools	C628	MTI School of Knowledge
5385	Indianapolis Public Schools	C605	Our Lady of Lourdes School
5385	Indianapolis Public Schools	C623	Providence Cristo Rey High School
5385	Indianapolis Public Schools	C615	Saint Anthony Catholic School
5385	Indianapolis Public Schools	C645	Saint Joan of Arc School
5385	Indianapolis Public Schools	C650	Saint Michael-Saint Gabriel the Archangel Catholic School
5385	Indianapolis Public Schools	C655	Saint Philip Neri Catholic School
5385	Indianapolis Public Schools	C670	Saint Therese Little Flower School
5385	Indianapolis Public Schools	C675	Saint Thomas Aquinas School
5385	Indianapolis Public Schools	C710	Seccina Memorial High School
5385	Indianapolis Public Schools	C791	School for Community Learning
5385	Indianapolis Public Schools	C563	Shepherd Community Academy
5385	Indianapolis Public Schools	C589	The Independence Academy
5385	Indianapolis Public Schools	B297	The Oaks Academy - Brookside
5385	Indianapolis Public Schools	C773	The Oaks Academy - Fall Creek
5385	Indianapolis Public Schools	C774	The Oaks Academy Middle School
5385	Indianapolis Public Schools	C561	Trinity Christian School
3945	Jay School Corporation	B483	Jay County Christian Academy
4015	Jennings County Schools	B515	Saint Mary's School
7150	John Glenn School Corporation	D158	North Liberty Christian School

Appendix E: Public School Corporation Based on Choice School Physical Location

Corp. No.	Corp. Name	School No.	School Name
3785	Kankakee Valley School Corporation	B469	Covenant Christian High School
3785	Kankakee Valley School Corporation	B470	DeMotte Christian School
3500	Kokomo-Center Township Consolidated School Corporation	B367	Redeemer Lutheran School
7855	Lafayette School Corporation	D415	Central Catholic Jr-Sr High School
7855	Lafayette School Corporation	D440	Lafayette Christian School
7855	Lafayette School Corporation	D420	Saint Boniface School
7855	Lafayette School Corporation	D435	Saint James Lutheran School
7855	Lafayette School Corporation	D425	Saint Lawrence Elementary School
7855	Lafayette School Corporation	D430	Saint Mary Cathedral School
4615	Lake Central School Corporation	B780	Saint John the Evangelist School
4615	Lake Central School Corporation	B775	Saint Michael School
4650	Lake Ridge Schools	D913	Israel School of Excellence
3160	Lanesville Community School Corporation	B275	Saint John's Lutheran School
4945	LaPorte Community School Corporation	C150	Saint John's Lutheran School
1620	Lawrenceburg Community School Corporation	A700	Saint Lawrence Catholic School
0665	Lebanon Community School Corporation	C375	Traders Point Christian School
5330	M S D Lawrence Township	C281	Cornerstone Baptist Academy
5330	M S D Lawrence Township	C275	Heritage Christian School
5330	M S D Lawrence Township	C267	Holy Cross Lutheran School
5330	M S D Lawrence Township	C282	Horizon Christian School
5330	M S D Lawrence Township	C280	Saint Lawrence School
5330	M S D Lawrence Township	C665	Saint Simon the Apostle School
5330	M S D Lawrence Township	C699	TP Schools
5925	M S D Martinsville Schools	C940	Tabernacle Christian School
6590	M S D Mount Vernon	D095	Saint Matthew School
6590	M S D Mount Vernon	D100	Saint Philip Catholic School
6600	M S D North Posey County Schools	D105	Saint Wendel Catholic School
5340	M S D Perry Township	C580	Calvary Christian School
5340	M S D Perry Township	C315	Calvary Lutheran School
5340	M S D Perry Township	C679	Indianapolis Southside Christian Academy
5340	M S D Perry Township	C320	Roncalli High School
5340	M S D Perry Township	C295	Saint Barnabas Catholic School
5340	M S D Perry Township	C300	Saint Jude Catholic School
5340	M S D Perry Township	C305	Saint Mark Catholic School
5340	M S D Perry Township	C310	Saint Roch Catholic School
5340	M S D Perry Township	C349	Southport Presbyterian Christian School
5340	M S D Perry Township	C325	Suburban Christian School
5350	M S D Pike Township	D912	Al-Haqq Foundation Academy

Appendix E: Public School Corporation Based on Choice School Physical Location

Corp. No.	Corp. Name	School No.	School Name
5350	M S D Pike Township	C360	Brebeuf Jesuit Preparatory School
0125	M S D Southwest Allen County	A260	Aboite Christian School
0125	M S D Southwest Allen County	A220	Emmaus Lutheran School
0125	M S D Southwest Allen County	A104	Saint Elizabeth Ann Seton Catholic School
5360	M S D Warren Township	C396	Burge Terrace Christian School
5360	M S D Warren Township	C390	Holy Spirit Catholic School
5360	M S D Warren Township	C400	Saint John Lutheran School
5360	M S D Warren Township	C395	Trinity Lutheran School
5370	M S D Washington Township	C495	Colonial Christian School
5370	M S D Washington Township	C475	Hasten Hebrew Academy of Indianapolis
5370	M S D Washington Township	C455	Indianapolis Junior Academy
5370	M S D Washington Township	C677	International School of Indiana
5370	M S D Washington Township	C435	Saint Luke School
5370	M S D Washington Township	C440	Saint Matthew Catholic School
5370	M S D Washington Township	C445	Saint Monica Catholic School
5370	M S D Washington Township	C450	Saint Pius X School
5375	M S D Wayne Township	C527	Covenant Christian High School
5375	M S D Wayne Township	C514	Crosspointe Christian Academy
5375	M S D Wayne Township	C513	Islamic Academy of Indianapolis
3995	Madison Consolidated Schools	B493	Christian Academy of Madison
3995	Madison Consolidated Schools	B510	Pope John XXIII Elementary School
3995	Madison Consolidated Schools	B505	Shawe Memorial Jr/Sr High School
2865	Marion Community Schools	B145	Lakeview Christian School
2865	Marion Community Schools	B155	Saint Paul Parish School
4600	Merrillville Community School	B760	Andrean High School
4600	Merrillville Community School	B755	Aquinas School of Saint Andrews
4600	Merrillville Community School	B764	Avicenna Academy
4600	Merrillville Community School	B821	Indiana Horizon Academy
4925	Michigan City Area Schools	C125	Marquette Catholic High School
4925	Michigan City Area Schools	C105	Notre Dame Catholic School
4925	Michigan City Area Schools	C110	Queen of All Saints School
4925	Michigan City Area Schools	C130	Saint Paul Lutheran School
4925	Michigan City Area Schools	C120	Saint Stanislaus Kostka School
2855	Mississinewa Community School Corporation	B136	The King's Academy
5740	Monroe County Community School Corporation	C905	Adventist Christian Elementary
5740	Monroe County Community School Corporation	A009	Bloomington Islamic School
5740	Monroe County Community School Corporation	C933	Clear Creek Christian School
5740	Monroe County Community School Corporation	C910	Covenant Christian School

Appendix E: Public School Corporation Based on Choice School Physical Location

Corp. No.	Corp. Name	School No.	School Name
5740	Monroe County Community School Corporation	C927	Lighthouse Christian Academy
5740	Monroe County Community School Corporation	C900	Saint Charles Borromeo School
5930	Mooresville Consolidated School Corporation	C965	Mooresville Christian Academy
1970	Muncie Community Schools	A790	Saint Lawrence Catholic School
1970	Muncie Community Schools	A795	Saint Mary School
2400	New Albany-Floyd County Consolidated School Corporation	B045	Christian Academy of Indiana
2400	New Albany-Floyd County Consolidated School Corporation	B050	Holy Family School
2400	New Albany-Floyd County Consolidated School Corporation	B060	Our Lady of Perpetual Help
2400	New Albany-Floyd County Consolidated School Corporation	B067	Saint Mary of the Knobs
3070	Noblesville Schools	B249	Guerin Catholic High School
3070	Noblesville Schools	B248	Legacy Christian School
3070	Noblesville Schools	B246	Our Lady of Grace Catholic School
0025	North Adams Community Schools	A035	Saint Joseph School
0025	North Adams Community Schools	A040	Saint Peter Immanuel Lutheran School
2735	North Gibson School Corporation	B105	Saint Joseph Catholic School
7515	North Judson-San Pierre School Corporation	D375	Saint Peter Lutheran School
5075	North Lawrence Community Schools	C160	Saint Vincent de Paul Catholic School
7175	Penn-Harris-Madison School Corporation	D189	Covenant Christian School
7175	Penn-Harris-Madison School Corporation	D165	Marian High School
7175	Penn-Harris-Madison School Corporation	D164	Saint Pius X Catholic School
3330	Plainfield Community School Corporation	B300	Saint Susanna School
3330	Plainfield Community School Corporation	B302	Universal School of Plainfield
5485	Plymouth Community School Corporation	C855	Saint Michael School
6550	Portage Township Schools	D063	Emmanuel Baptist Academy
6550	Portage Township Schools	D065	Nativity of Our Savior School
6550	Portage Township Schools	D080	Portage Christian School
3815	Rensselaer Central School Corporation	B475	Saint Augustine School
8385	Richmond Community Schools	D862	Community Christian School
8385	Richmond Community Schools	D840	Seton Catholic Elementary
8385	Richmond Community Schools	D842	Seton Catholic High School
6995	Rush County Schools	D140	Saint Mary Elementary School
4670	School City of East Chicago	B865	Saint Stanislaus School
4710	School City of Hammond	B970	Bishop Noll Institute
4710	School City of Hammond	B951	Morning Star Academy
4710	School City of Hammond	B950	Saint Casimir Elementary School
4710	School City of Hammond	B960	Saint John Bosco School
4710	School City of Hammond	B965	Saint John the Baptist School
4730	School City of Hobart	C050	Trinity Lutheran School

Appendix E: Public School Corporation Based on Choice School Physical Location

Corp. No.	Corp. Name	School No.	School Name
7200	School City of Mishawaka	D196	Bais Yaakov High School
7200	School City of Mishawaka	D177	Mishawaka Catholic School
7200	School City of Mishawaka	D249	New Vision Christian Academy
7200	School City of Mishawaka	D198	Queen of Peace School
7200	School City of Mishawaka	D195	South Bend Hebrew Day School
4720	School Town of Highland	C020	Highland Christian School
4720	School Town of Highland	C025	Our Lady of Grace
4740	School Town of Munster	C065	Saint Paul's Lutheran School
4740	School Town of Munster	C060	Saint Thomas More School
5400	School Town of Speedway	C795	Saint Christopher School
7255	Scott County School District II	D329	Grace Christian Academy
3675	Seymour Community Schools	B445	Immanuel Lutheran School
3675	Seymour Community Schools	B440	Saint Ambrose Catholic School
3675	Seymour Community Schools	B450	Saint John's Lutheran School
3675	Seymour Community Schools	B455	Sandy Creek Christian Academy
3675	Seymour Community Schools	B452	Trinity Lutheran High School
7365	Shelbyville Central Schools	D335	Saint Joseph School
7205	South Bend Community School Corporation	D230	Christ the King School
7205	South Bend Community School Corporation	D305	Community Baptist Christian School
7205	South Bend Community School Corporation	D235	Corpus Christi School
7205	South Bend Community School Corporation	D310	Granger Christian School
7205	South Bend Community School Corporation	D240	Holy Cross School
7205	South Bend Community School Corporation	D245	Holy Family School
7205	South Bend Community School Corporation	D315	Michiana Christian Academy
7205	South Bend Community School Corporation	D250	Our Lady of Hungary School
7205	South Bend Community School Corporation	D317	Resurrection Lutheran Academy
7205	South Bend Community School Corporation	D255	Saint Adalbert
7205	South Bend Community School Corporation	D260	Saint Anthony de Padua Catholic School
7205	South Bend Community School Corporation	D265	Saint John the Baptist School
7205	South Bend Community School Corporation	D270	Saint Joseph School
7205	South Bend Community School Corporation	D275	Saint Jude Catholic School
7205	South Bend Community School Corporation	D285	Saint Matthew Cathedral School
7205	South Bend Community School Corporation	D300	South Bend Junior Academy
7205	South Bend Community School Corporation	D225	South Bend Saint Joseph High School
7205	South Bend Community School Corporation	D217	Trinity School at Greenlawn
7205	South Bend Community School Corporation	D281	Yeshiva of South Bend
1600	South Dearborn Community School Corporation	A695	Saint John Ev. Lutheran School
1600	South Dearborn Community School Corporation	A690	Saint Mary's of Immaculate Conception

Appendix E: Public School Corporation Based on Choice School Physical Location

Corp. No.	Corp. Name	School No.	School Name
2765	South Gibson School Corporation	B115	Holy Cross Catholic School
2765	South Gibson School Corporation	B120	Saint James School
2765	South Gibson School Corporation	B125	Saints Peter and Paul School
3190	South Harrison Community Schools	B280	Saint Joseph School
7445	South Spencer County School Corporation	D370	Saint Bernard Catholic School
8020	South Vermillion Community School Corporation	A119	Dana Christian School
3115	Southern Hancock County Community School Corporation	B260	Zion Lutheran School
1560	Sunman-Dearborn Community School Corporation	A680	Saint Nicholas School
7865	Tippecanoe School Corporation	D452	Faith Christian School
6560	Valparaiso Community Schools	D090	Immanuel Lutheran School
6560	Valparaiso Community Schools	D085	Saint Paul Catholic School
8030	Vigo County School Corporation	D720	Saint Patrick School
4335	Vincennes Community School Corporation	B565	Flaget Elementary School
4335	Vincennes Community School Corporation	B560	Rivet Middle/High School
8060	Wabash City Schools	D805	Saint Bernard Elementary
8130	Warrick County School Corporation	D489	Evansville Christian-Newburgh
8130	Warrick County School Corporation	D815	Saint John the Baptist School
4415	Warsaw Community Schools	B595	Lakeland Christian Academy
4415	Warsaw Community Schools	B605	Sacred Heart School
4415	Warsaw Community Schools	B600	Warsaw Christian School
1405	Washington Community Schools	A665	Washington Catholic Elementary School
1405	Washington Community Schools	A660	Washington Catholic Middle/High School
0940	West Clark Community Schools	A550	Saint John Paul II School
3490	Western School Corporation	B395	Saints Joan of Arc & Patrick School
8665	Whitley County Consolidated Schools	D907	T.R.O.Y. Center
1910	Yorktown Community Schools	A746	Heritage Hall Christian School

- Crossing Educational Center, B009, has multiple campuses throughout Indiana but all are listed under a single school number which is tied to one public school corporation.

APPENDIX F: QUALIFIED AWARD TYPES BY CHOICE STUDENT PUBLIC SCHOOL CORPORATION OF LEGAL SETTLEMENT

Appendix F: Qualified Award Types by Choice Student Public School Corporation of Legal Settlement							
Corp. No.	Corporation Name	2019-2020					
		90% Award		70% Award		50% Award	
		Period One	Period Two	Period One	Period Two	Period One	Period Two
0015	Adams Central Community Schools	*	-	*	-	*	-
5265	Alexandria Community School Corporation	33	-	10	-	19	-
5275	Anderson Community School Corporation	612	16	34	*	57	-
5470	Argos Community Schools	*	-	-	-	*	-
2435	Attica Consolidated School Corporation	*	-	-	-	*	-
3315	Avon Community School Corporation	112	*	22	*	66	*
1315	Barr-Reeve Community Schools	*	-	-	-	-	-
0365	Bartholomew Consolidated School Corporation	333	*	63	-	99	*
6895	Batesville Community School Corporation	62	-	14	-	24	-
2260	Baugo Community Schools	10	*	*	-	20	*
5380	Beech Grove City Schools	89	*	12	-	29	-
0395	Benton Community School Corporation	44	-	13	-	29	*
0515	Blackford County Schools	*	-	-	-	-	-
2920	Bloomfield School District	-	-	-	-	-	-
3405	Blue River Valley Schools	*	-	-	-	-	-
5480	Bremen Public Schools	*	-	-	-	-	-
0670	Brown County School Corporation	18	-	*	-	*	-
3305	Brownsburg Community School Corporation	114	-	15	-	78	*
3695	Brownstown Central Community School Corporation	*	*	*	-	11	-
3455	C A Beard Memorial School Corporation	*	-	-	-	-	-
6340	Cannelton City Schools	-	-	-	-	-	-
3060	Carmel Clay Schools	53	*	*	-	23	*
0750	Carroll Consolidated School Corporation	*	*	*	-	*	-
2650	Caston School Corporation	-	-	-	-	-	-
4205	Center Grove Community School Corporation	87	*	54	*	70	*
8360	Centerville-Abington Community Schools	13	-	*	-	*	-
6055	Central Noble Community School Corporation	*	-	-	-	*	-
4145	Clark-Pleasant Community School Corporation	167	*	18	-	50	-
1000	Clarksville Community School Corporation	64	-	*	-	*	*

Appendix F: Qualified Award Types by Choice Student Public School Corporation of Legal Settlement

Corp. No.	Corporation Name	2019-2020					
		90% Award		70% Award		50% Award	
		Period One	Period Two	Period One	Period Two	Period One	Period Two
1125	Clay Community Schools	*	-	-	-	*	-
1150	Clinton Central School Corporation	*	*	-	-	-	-
1160	Clinton Prairie School Corporation	16	-	*	-	*	-
6750	Cloverdale Community Schools	*	-	-	-	*	-
1170	Community Schools of Frankfort	22	*	-	-	*	-
2270	Concord Community Schools	60	*	15	-	13	-
2440	Covington Community School Corporation	16	-	*	-	*	-
1900	Cowan Community School Corporation	*	-	*	-	*	-
1300	Crawford County Community School Corporation	*	-	-	-	-	-
5855	Crawfordsville Community Schools	-	-	-	-	-	-
3710	Crothersville Community Schools	*	-	-	-	*	*
4660	Crown Point Community School Corporation	88	-	16	*	39	-
5455	Culver Community Schools Corporation	*	-	*	-	-	-
1940	Daleville Community Schools	14	-	*	-	*	-
3325	Danville Community School Corporation	28	-	*	-	*	-
1655	Decatur County Community Schools	24	-	-	-	11	-
1835	DeKalb County Central United School District	46	-	19	-	54	-
1805	DeKalb County Eastern Community School District	*	-	*	-	*	-
1875	Delaware Community School Corporation	13	-	-	-	*	-
0755	Delphi Community School Corporation	*	-	*	-	*	-
6470	Duneland School Corporation	21	-	-	-	*	-
0255	East Allen County Schools	637	*	135	*	321	*
2725	East Gibson School Corporation	*	-	-	-	*	-
6060	East Noble School Corporation	54	-	14	*	21	*
6510	East Porter County School Corporation	22	-	-	-	*	-
8215	East Washington School Corporation	*	-	-	-	*	-
2815	Eastbrook Community School Corporation	*	-	*	-	*	-
2940	Eastern Greene Schools	*	*	*	-	*	-
3145	Eastern Hancock County Community School Corporation	-	-	-	-	*	-
3480	Eastern Howard School Corporation	-	-	-	-	-	-
6620	Eastern Pulaski Community School Corporation	-	-	-	-	-	-
4215	Edinburgh Community School Corporation	12	-	-	-	-	-
2305	Elkhart Community Schools	302	*	42	-	65	*
5280	Elwood Community School Corporation	*	-	*	-	*	-
5910	Eminence Community School Corporation	*	-	-	-	-	-
7995	Evansville Vanderburgh School Corporation	993	15	182	-	465	-

Appendix F: Qualified Award Types by Choice Student Public School Corporation of Legal Settlement

Corp. No.	Corporation Name	2019-2020					
		90% Award		70% Award		50% Award	
		Period One	Period Two	Period One	Period Two	Period One	Period Two
2155	Fairfield Community Schools	22	-	*	-	15	-
2395	Fayette County School Corporation	44	-	19	-	11	-
0370	Flat Rock-Hawcreek School Corporation	*	-	-	-	*	-
0235	Fort Wayne Community Schools	3027	31	419	*	981	*
4225	Franklin Community School Corporation	83	-	18	-	21	-
2475	Franklin County Community School Corporation	35	-	*	-	*	-
5310	Franklin Township Community School Corporation	333	*	52	-	137	-
5245	Frankton-Lapel Community Schools	15	*	-	-	*	-
7605	Fremont Community Schools	-	-	-	-	-	-
8525	Frontier School Corporation	*	-	-	-	-	-
1820	Garrett-Keyser-Butler Community	29	-	*	*	*	-
4690	Gary Community School Corporation	499	*	10	-	33	-
2315	Goshen Community Schools	183	*	36	-	51	*
1010	Greater Clark County Schools	182	-	44	*	91	*
2120	Greater Jasper Consolidated Schools	37	-	12	-	24	-
6755	Greencastle Community School Corporation	*	-	-	-	-	-
3125	Greenfield-Central Community Schools	41	-	*	-	24	-
1730	Greensburg Community Schools	16	-	*	-	*	-
4245	Greenwood Community School Corporation	82	-	*	-	26	-
4700	Griffith Public Schools	37	-	*	-	14	-
7610	Hamilton Community Schools	-	-	-	-	-	-
3025	Hamilton Heights School Corporation	11	-	*	-	*	-
3005	Hamilton Southeastern Schools	200	*	40	-	83	-
4580	Hanover Community School Corporation	11	-	16	-	53	-
3625	Huntington County Community School Corporation	69	-	14	-	28	-
5385	Indianapolis Public Schools	3401	46	139	*	316	*
6900	Jac-Cen-Del Community School Corporation	*	-	-	-	*	-
3945	Jay School Corporation	42	*	*	*	*	*
4015	Jennings County Schools	63	*	11	-	29	-
7150	John Glenn School Corporation	*	-	*	-	*	-
3785	Kankakee Valley School Corporation	90	*	37	-	46	-
7525	Knox Community School Corporation	21	-	-	-	-	-
3500	Kokomo-Center Township Consolidated School Corporation	125	*	15	-	15	-
7855	Lafayette School Corporation	303	*	37	*	81	-
4615	Lake Central School Corporation	101	*	17	-	42	-
4650	Lake Ridge Schools	74	-	*	-	*	-

Appendix F: Qualified Award Types by Choice Student Public School Corporation of Legal Settlement

Corp. No.	Corporation Name	2019-2020					
		90% Award		70% Award		50% Award	
		Period One	Period Two	Period One	Period Two	Period One	Period Two
4680	Lake Station Community Schools	49	-	*	-	*	-
4535	Lakeland School Corporation	*	-	-	-	-	-
3160	Lanesville Community School Corporation	*	-	-	-	*	-
4945	LaPorte Community School Corporation	79	-	*	-	13	-
1620	Lawrenceburg Community School Corporation	*	-	*	-	*	-
0665	Lebanon Community School Corporation	35	-	19	-	18	-
1895	Liberty-Perry Community School Corporation	*	-	-	-	*	-
2950	Linton-Stockton School Corporation	-	-	-	-	-	-
0875	Logansport Community School Corporation	*	-	-	-	-	-
5525	Loogootee Community School Corporation	-	-	-	-	-	-
8445	M S D Bluffton-Harrison	*	-	-	-	-	-
6460	M S D Boone Township	*	-	*	-	*	-
5300	M S D Decatur Township	169	*	*	-	25	-
5330	M S D Lawrence Township	444	*	72	-	176	*
5925	M S D Martinsville Schools	178	*	*	-	36	-
6590	M S D Mount Vernon	35	*	14	-	23	-
6600	M S D North Posey County Schools	24	*	*	-	44	*
4860	M S D of New Durham Township	*	-	-	-	*	-
5340	M S D Perry Township	796	10	101	*	206	-
5350	M S D Pike Township	471	*	57	-	73	-
2960	M S D Shakamak Schools	-	-	-	-	-	-
0125	M S D Southwest Allen County	129	*	33	-	84	*
7615	M S D Steuben County	*	*	-	-	-	-
8050	M S D Wabash County Schools	12	-	*	-	*	-
8115	M S D Warren County	*	-	-	-	-	-
5360	M S D Warren Township	607	*	49	*	118	-
5370	M S D Washington Township	361	*	70	-	123	*
5375	M S D Wayne Township	297	-	32	-	59	*
5615	Maconaquah School Corporation	*	*	*	-	-	-
3995	Madison Consolidated Schools	181	-	19	*	37	-
2825	Madison-Grant United School Corporation	20	*	*	-	10	-
8045	Manchester Community Schools	11	-	-	-	*	-
2865	Marion Community Schools	173	*	31	-	38	-
3640	Medora Community School Corporation	*	-	-	-	-	-
4600	Merrillville Community School	232	*	15	*	38	*
4925	Michigan City Area Schools	349	*	18	*	32	-

Appendix F: Qualified Award Types by Choice Student Public School Corporation of Legal Settlement

Corp. No.	Corporation Name	2019-2020					
		90% Award		70% Award		50% Award	
		Period One	Period Two	Period One	Period Two	Period One	Period Two
2275	Middlebury Community Schools	41	-	*	-	16	-
6910	Milan Community Schools	*	-	10	-	*	-
3335	Mill Creek Community School Corporation	*	-	-	-	*	-
2855	Mississinewa Community School Corporation	18	-	*	-	*	-
5085	Mitchell Community Schools	*	-	*	-	*	-
6820	Monroe Central School Corporation	-	*	-	-	-	-
5740	Monroe County Community School Corporation	174	*	20	*	47	*
5900	Monroe-Gregg School District	14	-	*	-	16	-
5930	Mooresville Consolidated School Corporation	71	*	18	-	32	-
3135	Mount Vernon Community School Corporation	50	-	10	-	26	-
1970	Muncie Community Schools	124	*	15	-	14	-
8305	Nettle Creek School Corporation	*	-	-	-	-	-
2400	New Albany-Floyd County Consolidated School Corporation	176	*	42	-	85	*
3445	New Castle Community School Corporation	-	*	-	-	*	-
4805	New Prairie United School Corporation	13	-	*	-	*	-
4255	Nineveh-Hensley-Jackson United Corporation	15	-	*	-	*	-
3070	Noblesville Schools	111	*	15	-	33	-
0025	North Adams Community Schools	61	-	35	-	60	-
6375	North Central Parke Community School Corporation	-	-	-	-	-	-
1375	North Daviess Community Schools	*	-	-	-	-	-
2735	North Gibson School Corporation	51	*	*	-	10	-
3180	North Harrison Community School Corporation	10	*	-	-	*	-
7515	North Judson-San Pierre School Corporation	42	*	*	-	12	-
4315	North Knox School Corporation	24	-	*	-	*	-
5075	North Lawrence Community Schools	64	*	*	-	13	*
5620	North Miami Community Schools	-	-	-	-	-	-
5835	North Montgomery Community School Corporation	*	-	-	-	*	-
5945	North Newton School Corporation	11	-	*	-	*	-
6715	North Putnam Community Schools	-	-	*	-	*	-
7385	North Spencer County School Corporation	*	-	-	-	*	-
8010	North Vermillion Community School Corporation	*	-	-	-	-	-
3295	North West Hendricks Schools	22	-	*	-	*	*
8515	North White School Corporation	*	-	-	-	-	-
2040	Northeast Dubois County School Corporation	*	-	*	-	-	-
7645	Northeast School Corporation	*	-	-	-	-	-
8375	Northeastern Wayne Schools	*	*	-	-	*	-

Appendix F: Qualified Award Types by Choice Student Public School Corporation of Legal Settlement

Corp. No.	Corporation Name	2019-2020					
		90% Award		70% Award		50% Award	
		Period One	Period Two	Period One	Period Two	Period One	Period Two
8435	Northern Wells Community Schools	14	-	*	-	10	-
0225	Northwest Allen County Schools	130	*	30	-	91	*
7350	Northwestern Consolidated School Corporation	19	-	-	-	*	-
3470	Northwestern School Corporation	*	-	*	-	*	-
5625	Oak Hill United School Corporation	*	-	*	-	*	-
7495	Oregon-Davis School Corporation	*	-	-	-	-	-
6145	Orleans Community Schools	-	-	-	-	-	-
6155	Paoli Community School Corporation	*	-	*	-	-	-
7175	Penn-Harris-Madison School Corporation	179	*	46	-	86	-
6325	Perry Central Community Schools Corporation	-	-	-	-	-	-
5635	Peru Community Schools	*	-	-	-	*	-
6445	Pike County School Corporation	*	-	-	-	*	-
0775	Pioneer Regional School Corporation	-	-	-	-	-	-
3330	Plainfield Community School Corporation	38	-	*	-	11	-
5485	Plymouth Community School Corporation	71	*	*	-	12	-
6550	Portage Township Schools	115	-	15	*	24	*
6520	Porter Township School Corporation	15	-	*	-	-	-
4515	Prairie Heights Community School Corporation	*	-	*	-	-	-
6825	Randolph Central School Corporation	*	-	-	-	-	-
6835	Randolph Eastern School Corporation	-	-	-	-	-	-
6805	Randolph Southern School Corporation	*	-	-	-	-	-
3815	Rensselaer Central School Corporation	22	-	*	-	*	-
5705	Richland-Bean Blossom Community School Corporation	54	-	*	-	*	-
8385	Richmond Community Schools	172	*	18	-	55	-
6080	Rising Sun-Ohio County Community School Corporation	*	-	-	-	*	-
4590	River Forest Community School Corporation	26	-	-	-	*	-
2645	Rochester Community School Corporation	-	-	-	-	-	-
6300	Rockville Community School Corporation	-	-	-	-	-	-
1180	Rossville Consolidated School District	12	-	-	-	*	-
6995	Rush County Schools	30	-	*	-	16	-
8205	Salem Community Schools	*	-	-	-	*	-
4670	School City of East Chicago	328	*	14	-	25	-
4710	School City of Hammond	773	*	72	-	106	-
4730	School City of Hobart	39	*	*	-	13	-
7200	School City of Mishawaka	136	*	29	*	52	-
4720	School Town of Highland	56	-	15	-	23	*

Appendix F: Qualified Award Types by Choice Student Public School Corporation of Legal Settlement

Corp. No.	Corporation Name	2019-2020					
		90% Award		70% Award		50% Award	
		Period One	Period Two	Period One	Period Two	Period One	Period Two
4740	School Town of Munster	14	-	10	-	10	-
5400	School Town of Speedway	31	*	*	-	15	-
7230	Scott County School District I	14	*	*	-	*	*
7255	Scott County School District II	44	*	*	-	*	-
3675	Seymour Community Schools	159	*	39	-	80	-
7285	Shelby Eastern Schools	*	-	*	-	*	-
7365	Shelbyville Central Schools	31	-	*	-	12	-
3435	Shenandoah School Corporation	*	-	*	-	*	-
3055	Sheridan Community Schools	*	-	*	-	*	-
5520	Shoals Community School Corporation	-	*	*	-	-	-
8625	Smith-Green Community Schools	11	-	*	-	*	-
0035	South Adams Schools	*	-	-	-	*	-
7205	South Bend Community School Corporation	1957	25	292	*	470	*
4940	South Central Community School Corporation	*	-	-	-	*	-
1600	South Dearborn Community School Corporation	31	*	14	*	23	*
2765	South Gibson School Corporation	24	*	10	*	39	*
3190	South Harrison Community Schools	47	-	*	-	24	-
3415	South Henry School Corporation	*	-	-	-	*	-
4325	South Knox School Corporation	15	-	*	-	*	-
5255	South Madison Community School Corporation	22	-	*	-	*	*
5845	South Montgomery Community School Corporation	*	-	-	-	*	-
5995	South Newton School Corporation	-	-	*	-	-	-
6705	South Putnam Community Schools	*	-	-	-	-	-
6865	South Ripley Community School Corporation	10	*	-	-	11	-
7445	South Spencer County School Corporation	27	-	*	-	14	-
8020	South Vermillion Community School Corporation	*	-	-	-	*	-
2100	Southeast Dubois County School Corporation	*	-	-	-	-	-
2455	Southeast Fountain School Corporation	*	-	-	-	-	-
0815	Southeastern School Corporation	*	-	-	-	-	-
3115	Southern Hancock County Community School Corporation	15	-	*	-	11	*
8425	Southern Wells Community Schools	-	-	-	-	-	-
2110	Southwest Dubois County School Corporation	-	-	-	-	*	-
6260	Southwest Parke Community School Corporation	-	-	-	-	-	-
7715	Southwest School Corporation	-	*	-	-	-	-
7360	Southwestern Consolidated School District Shelby County	*	-	*	-	*	-
4000	Southwestern-Jefferson County Consolidated Schools	34	*	*	-	10	-

Appendix F: Qualified Award Types by Choice Student Public School Corporation of Legal Settlement

Corp. No.	Corporation Name	2019-2020					
		90% Award		70% Award		50% Award	
		Period One	Period Two	Period One	Period Two	Period One	Period Two
6195	Spencer-Owen Community Schools	15	-	-	-	12	-
6160	Springs Valley Community School Corporation	-	-	-	-	-	-
1560	Sunman-Dearborn Community School Corporation	40	-	22	-	40	-
7775	Switzerland County School Corporation	*	-	-	-	-	-
3460	Taylor Community School Corporation	16	-	-	-	*	-
6350	Tell City-Troy Township School Corporation	*	-	-	-	-	-
7865	Tippecanoe School Corporation	228	*	61	*	144	*
4445	Tippecanoe Valley School Corporation	*	-	*	-	*	-
7945	Tipton Community School Corporation	*	-	*	-	-	-
4915	Tri Township Consolidated School Corporation	*	-	-	-	-	-
7935	Tri-Central Community Schools	*	-	-	-	-	-
8535	Tri-County School Corporation	-	-	*	-	-	-
4645	Tri-Creek School Corporation	19	-	*	*	14	*
5495	Triton School Corporation	*	-	-	-	-	-
6310	Turkey Run Community School Corporation	-	-	-	-	-	-
8565	Twin Lakes School Corporation	*	*	*	-	*	-
7950	Union County/College Corner Joint School District	*	-	*	-	-	-
6795	Union School Corporation	-	-	-	-	-	-
6530	Union Township School Corporation	11	*	*	-	-	-
7215	Union-North United School Corporation	*	-	*	-	*	-
6560	Valparaiso Community Schools	62	*	18	-	35	-
8030	Vigo County School Corporation	110	*	15	-	26	-
4335	Vincennes Community School Corporation	63	*	19	-	28	-
8060	Wabash City Schools	16	-	*	-	*	-
2285	Wa-Nee Community Schools	22	-	*	-	12	-
8130	Warrick County School Corporation	116	*	15	-	84	-
4415	Warsaw Community Schools	75	*	19	-	47	*
1405	Washington Community Schools	154	*	10	-	43	-
4345	Wawasee Community School Corporation	*	*	*	-	*	-
1885	Wes-Del Community Schools	10	-	*	-	*	-
6630	West Central School Corporation	*	-	-	-	*	-
0940	West Clark Community Schools	70	-	24	-	33	*
7875	West Lafayette Community School Corporation	*	-	*	*	-	-
6065	West Noble School Corporation	*	-	-	-	*	-
8220	West Washington School Corporation	*	-	-	-	-	-
0615	Western Boone County Community School District	*	-	*	-	*	-

Appendix F: Qualified Award Types by Choice Student Public School Corporation of Legal Settlement

Corp. No.	Corporation Name	2019-2020					
		90% Award		70% Award		50% Award	
		Period One	Period Two	Period One	Period Two	Period One	Period Two
3490	Western School Corporation	*	-	*	-	13	-
8355	Western Wayne Schools	*	-	-	-	*	-
3030	Westfield-Washington Schools	29	*	*	-	21	*
4525	Westview School Corporation	*	-	*	-	-	-
2980	White River Valley School District	-	-	-	-	-	-
4760	Whiting School City	16	-	*	-	*	-
4455	Whitko Community School Corporation	*	-	10	*	*	-
8665	Whitley County Consolidated Schools	43	*	*	*	11	-
1910	Yorktown Community Schools	20	-	*	-	*	-
0630	Zionsville Community Schools	18	-	13	-	15	-

- Public school corporations with no Choice students have been marked with a hyphen.
 - For data for public school corporations that show no data in the table above, please refer to previous versions of the Choice Scholarship Program Annual Report.
 * Counts less than 10 have been asterisked to comply with FERPA.