

FLOYD COUNTY REDEVELOPMENT AUTHORITY

\$10,140,000 Local Income Tax Lease Rental Revenue Bonds, Series 2021
(Novaparke Project)

REQUISITION CERTIFICATE
OF
SERIES 2021 CONSTRUCTION ACCOUNT #825004039

TO: BOKF, NA, as Trustee
FROM: Floyd County Redevelopment Authority
SUBJECT: Construction Requisition Certificate No. 20 dated June 28, 2023

The undersigned as Authorized Representative under the defined terms of the Trust Indenture referenced above hereby submits this written request to the Trustee under Section 3.04 of the Trust Indenture in the total amount of **\$509,518.94** for payment of those costs of the Project detailed in the Schedule attached.

The undersigned certifies the following with regard to this payment request

- (1) Obligations incurred for labor and to contractors, builders and materialmen in connection with the Project;
- (2) The payment of the purchase price and the cost of acquiring any real estate and other property subject to the Lease;
- (3) Interest accruing on the Bonds during the period of construction to the extent that funds in the Capitalized Interest Account and the Sinking Fund are insufficient;
- (4) The cost of equipment, if any, for the Project;
- (5) The cost of all indemnity and surety bonds required by this Indenture, the fees and expenses of the Trustee, the Registrar, and any Paying Agent during construction, and premiums on insurance during construction;
- (6) Expenses and fees of architects, engineers and construction managers;
- (7) Any costs and expenses incurred in connection with the issuance and sale of the Bonds, including, without limitation, attorneys' fees and expenses, printing costs,

recording and filing fees, and costs of any municipal bond insurance, to the extent that funds in the Bond Issuance Expense Account are insufficient;

(8) All other incidental costs incurred in connection with the cost of the Project; and

(9) Any amount required to be deposited in the Rebate Fund during the period of acquisition and construction.

Terms capitalized herein have the meanings specified in the Trust Indenture dated as of August 1, 2021, related to the above described Project.

APPROVED:

FLOYD COUNTY REDEVELOPMENT AUTHORITY

Authorized Signer

Schedule to Requisition Certificate No.20 dated June 28,2023

Vendor	Purpose	Amount
E and B Paving, Inc.	Invoice 19 and 20	\$480,787.45
United Consulting	Invoice 21306-23	\$28,731.49

TOTAL

\$509,518.94



8440 Allison Pointe Blvd., Suite 200
 Indianapolis, Indiana 46250
 Bus. (317) 895-2585
 Fax (317) 895-2596

Floyd County
 Don Lopp
 2524 Corydon Pike, Suite 202
 New Albany, IN 47150

Invoice number 21306-23
 Date 06/14/2023
 Project 21-306 Innovation Parkway Phase 2 and 3

For Professional Services rendered after April 21, 2023 through May 31, 2023

Email invoice: commissioner@floydcounty.in.gov \ CC: dlopp@floydcounty.in.gov

Innovation Parkway Phase 2 and 3

Agreement Not-to-exceed, dated June 29, 2021 = \$641,900

Supplement No.1 Not-to-exceed, dated March 21, 2023 = \$81,000

Supplement No.2 Not-to-exceed, dated May 16, 2023 = \$23,500

Invoice Summary

Description	Contract Amount	Total Billed	Current Billed
Construction Inspection	746,400.00	735,923.76	28,731.49
Total	746,400.00	735,923.76	28,731.49

Construction Inspection

Professional Fees

	Hours	Rate	Billed Amount
Department Manager			
Brian N. Miller			
Project Time	1.00	233.63	233.63
Construction Manager 1			
Matthew T. Hines			
Project Time	201.00	138.44	27,826.44

Reimbursables

	Units	Rate	Billed Amount
Miles	1,138.00	0.59	671.42

Invoice total **28,731.49**

Aging Summary

Invoice Number	Invoice Date	Outstanding	Current	Over 30	Over 60	Over 90	Over 120
21306-22	05/03/2023	23,096.97		23,096.97			
	Total	23,096.97	0.00	23,096.97	0.00	0.00	0.00

Approved by:



Brian N. Miller
Manager Const. Inspection Dept



United

Payment Summary

Innovation Parkway Phase 2 & 3

Project Description

Prime Contractor	E&B Paving, Inc. 286 W. 300 N. Anderson, IN 46012
Notice to Proceed Date	10/01/2021
Construction Start Date	
Work Completion Date	
Awarded Project Amount	\$6,439,800.00
Authorized Project Amount	\$6,685,709.99
Net Change by Change Order	\$240,139.99
Payment Number	19
Pay Period	04/01/2023 to 04/30/2023
Type	New Road
% Complete Paid Awarded Amount	89.735%
% Complete Paid Authorized Amount	86.434%

Change Orders

Change Order #	Approval Date	Additions	Deductions	Total
1	04/01/2022	\$150,160.45	-\$1,947.09	\$148,213.36
2	06/08/2022	\$13,637.25	\$0.00	\$13,637.25
3	06/02/2022	\$3,491.69	\$0.00	\$3,491.69
4	06/29/2022	\$3,500.00	\$0.00	\$3,500.00
5	09/19/2022	\$6,480.00	-\$4,000.00	\$2,480.00
6	10/24/2022	\$40,904.00	\$0.00	\$40,904.00
7	10/31/2022	\$13,737.68	\$0.00	\$13,737.68
8	10/06/2022	\$12,000.00	\$0.00	\$12,000.00
9	12/12/2022	\$1,092.00	\$0.00	\$1,092.00
10	02/01/2023	\$1,084.01	\$0.00	\$1,084.01
11	03/31/2023	\$0.00	\$0.00	\$0.00
		\$246,087.08	-\$5,947.09	\$240,139.99

Summary

THIS ESTIMATE:
Phase 2 (EDA): Total: \$193,392.15; 5% Retainage: \$9,669.60; Total - Retainage: **\$183,722.55**
Phase 3 (Non-EDA): Total: \$0.00; 5% Retainage: \$0.00; Total - Retainage: **\$0.00**
CUMULATIVE PROJECT TOTALS:
Phase 2 (EDA): Total: \$4,716,676.13; 5% Retainage: \$235,833.81; Total - Retainage: **\$4,480,842.32**
Phase 3 (Non-EDA): Total: \$1,062,071.15; 5% Retainage: \$53,103.56; Total - Retainage: **\$1,008,967.59**

Current Approved Work:	\$193,392.15	Approved Work To Date:	\$5,778,747.28
Current Stockpile Advancement:	\$0.00	Stockpile Advancement To Date:	\$0.00
Current Stockpile Recovery:	\$0.00	Stockpile Recovery To Date:	\$0.00
Current Retainage:	\$9,669.60	Retainage To Date:	\$288,937.36
Current Retainage Released:	\$0.00	Retainage Released To Date:	\$0.00
Current Liquidated Damages:	\$0.00	Liquidated Damages To Date:	\$0.00
Current Adjustment:	\$0.00	Adjustments To Date:	\$0.00
Current Payment:	\$183,722.55	Payments To Date:	\$5,489,809.92



United Payment Invoice

Innovation Parkway Phase 2 & 3

Description

Payment Number 19
Pay Period 04/01/2023 to 04/30/2023
Approval Date 06/13/2023
Prime Contractor E&B Paving, Inc.
286 W. 300 N.
Anderson, IN 46012
Payment Status Pending
Awarded Project Amount \$6,439,800.00
Authorized Amount \$6,685,709.99

Line Number	Item	Unit	Current Paid Quantity	Unit Price	Amount
Section: 1 Description					
0010	10	LS	0.020	\$96,273.870	\$1,925.48
CONSTRUCTION ENGINEERING					
0100	100	CY	104.813	\$35.000	\$3,668.46
B BORROW					
0110	110	CY	24.000	\$37.130	\$891.12
STRUCTURE BACKFILL TYPE 1					
0120	120	CY	427.650	\$46.000	\$19,671.90
STRUCTURE BACKFILL TYPE 3					
0130	130	SYS	237.770	\$1.470	\$349.52
GEOTEXTILE FOR PAVEMENT TYPE 1A					
0140	140	TON	313.790	\$22.370	\$7,019.49
COMPACTED AGGREGATE NO. 53					
0390	390	LF	75.000	\$47.490	\$3,561.75
PIPE TYPE 2 CIRCULAR 12 IN.					
					Project Total: \$193,392.15

Line Number	Item	Unit	Current Paid Quantity	Unit Price	Amount
0470	470	EA	2.000	\$2,307.900	\$4,615.80
INLET H5					
0730	730	SYS	305.000	\$175.000	\$53,375.00
REINFORCED CONCRETE BRIDGE APPROACH 12 IN.					
0840	840	LBS	28,803.000	\$1.090	\$31,395.27
REINFORCING BARS EPOXY COATED					
0860	860	CY	13.160	\$920.000	\$12,107.20
CONCRETE C SUPERSTRUCTURE					
0870	870	LF	146.000	\$177.000	\$25,842.00
BRIDGE RAILING PEDESTRIAN FENCE					
0880	880	CY	40.700	\$525.000	\$21,367.50
RAILING CONCRETE FC					
0900	900	LS	1.000	\$2,000.000	\$2,000.00
SURFACE SEAL					
0920	920	EA	1.000	\$5,601.660	\$5,601.66
PUMP AROUND					

Section Total: \$193,392.15


Project Total: \$193,392.15

Summary

THIS ESTIMATE:
Phase 2 (EDA): Total: \$193,392.15; 5% Retainage: \$9,669.60; Total - Retainage: **\$183,722.55**
Phase 3 (Non-EDA): Total: \$0.00; 5% Retainage: \$0.00; Total - Retainage: **\$0.00**
CUMULATIVE PROJECT TOTALS:
Phase 2 (EDA): Total: \$4,716,676.13; 5% Retainage: \$235,833.81; Total - Retainage: **\$4,480,842.32**
Phase 3 (Non-EDA): Total: \$1,062,071.15; 5% Retainage: \$53,103.56; Total - Retainage: **\$1,008,967.59**

Current Approved Work:	\$193,392.15	Approved Work To Date:	\$5,778,747.28
Current Stockpile Advancement:	\$0.00	Stockpile Advancement To Date:	\$0.00
Current Stockpile Recovery:	\$0.00	Stockpile Recovery To Date:	\$0.00
Current Retainage:	\$9,669.60	Retainage To Date:	\$288,937.36
Current Retainage Released:	\$0.00	Retainage Released To Date:	\$0.00
Current Liquidated Damages:	\$0.00	Liquidated Damages To Date:	\$0.00
Current Adjustment:	\$0.00	Adjustments To Date:	\$0.00
Current Payment:	\$183,722.55	Payments To Date:	\$5,489,809.92
Previous Payment:	\$464,990.05	Previous Payments To Date:	\$5,306,087.37

Payment approved by:



6/2/23

United Consulting
Cory Logsdon  Digitally signed by
Cory Logsdon

Date
6/5/2023

E&B

Date

Floyd County

Date

EDA

Date



United
Detailed Payment
 Innovation Parkway Phase 2 & 3

Description

Payment Number 19
Pay Period 04/01/2023 to 04/30/2023
Approval Date 06/13/2023
Prime Contractor E&B Paving, Inc.
 286 W. 300 N.
 Anderson, IN 46012
Payment Status Pending
Awarded Project Amount \$6,439,800.00
Authorized Amount \$6,685,709.99

Line Number	Item ID	Unit	Unit Price	Authorized Quantity	Current Paid Quantity	Previous Paid Quantity	Total Quantity Paid To Date	Total Quantity Placed To Date	Current Payment Amount	Total Amount Paid To Date
Section: 1 - Description										
0010	10	LS	\$96,273.870	1.000	0.020	0.931	0.951	0.951	\$1,925.48	\$91,556.45
CONSTRUCTION ENGINEERING										
0020	20	LS	\$298,156.160	1.000	0.000	1.000	1.000	1.000	\$0.00	\$298,156.16
MOBILIZATION AND DEMOBILIZATION										

Line Number	Item ID	Unit	Unit Price	Authorized Quantity	Current Paid Quantity	Previous Paid Quantity	Total Quantity Paid To Date	Total Quantity Placed To Date	Current Payment Amount	Total Amount Paid To Date
0030	30	LS	\$129,000.000	1.000	0.000	1.000	1.000	1.000	\$0.00	\$129,000.00
CLEARING RIGHT OF WAY										
0040	40	CY	\$22.500	6,732.990	0.000	6,732.990	6,732.990	6,732.990	\$0.00	\$151,492.28
EXCAVATION COMMON										
0050	50	CY	\$90.000	386.000	0.000	386.000	386.000	386.000	\$0.00	\$34,740.00
EXCAVATION ROCK										
0060	60	CY	\$1.000	9,984.000	0.000	0.000	0.000	0.000	\$0.00	\$0.00
BORROW										
0070	70	DOL	\$1.000	30,330.000	0.000	43,456.710	43,456.710	43,456.710	\$0.00	\$43,456.71
STORM WATER MANAGEMENT BUDGET										
0080	80	LS	\$3,510.000	1.000	0.000	1.000	1.000	1.000	\$0.00	\$3,510.00
SWQCP PREPARATION AND IMPLEMENTATION LEVEL 2										
0090	90	SYS	\$19.750	3,788.000	0.000	2,669.000	2,669.000	2,669.000	\$0.00	\$52,712.75
SUBGRADE TREATMENT TYPE 1B (CEMENT)										
0100	100	CY	\$35.000	6,290.990	104.813	5,392.450	5,497.263	5,497.263	\$3,668.46	\$192,404.21
B BORROW										
0110	110	CY	\$37.130	1,784.000	24.000	1,092.750	1,116.750	1,116.750	\$891.12	\$41,464.93
STRUCTURE BACKFILL TYPE 1										
0120	120	CY	\$46.000	16,300.000	427.650	12,498.220	12,925.870	12,925.870	\$19,671.90	\$594,590.02
STRUCTURE BACKFILL TYPE 3										

Line Number	Item ID	Unit	Unit Price	Authorized Quantity	Current Paid Quantity	Previous Paid Quantity	Total Quantity Paid To Date	Total Quantity Placed To Date	Current Payment Amount	Total Amount Paid To Date
0130	130	SYS	\$1.470	3,907.000	237.770	2,197.000	2,434.770	2,434.770	\$349.52	\$3,579.11
GEOTEXTILE FOR PAVEMENT TYPE 1A										
0140	140	TON	\$22.370	2,825.000	313.790	1,656.580	1,970.370	1,970.370	\$7,019.49	\$44,077.18
COMPACTED AGGREGATE NO. 53										
0150	150	TON	\$81.750	302.000	0.000	0.000	0.000	0.000	\$0.00	\$0.00
QC/QA-HMA 2 64 SURFACE 9.5 MM P2										
0160	160	TON	\$63.810	504.000	0.000	283.240	283.240	283.240	\$0.00	\$18,073.54
QC/QA-HMA 2 64 INTERMEDIATE 19.0 MM P2										
0170	170	TON	\$57.570	604.000	0.000	322.780	322.780	322.780	\$0.00	\$18,582.44
QC/QA-HMA 2 64 BASE 25.0 MM P2										
0180	180	LF	\$2.000	2,500.000	0.000	953.000	953.000	953.000	\$0.00	\$1,906.00
JOINT ADHESIVE SURFACE P2										
0190	190	LF	\$2.000	2,500.000	0.000	1,240.000	1,240.000	1,240.000	\$0.00	\$2,480.00
JOINT ADHESIVE INTERMEDIATE P2										
0200	200	SYS	\$1.000	10,006.000	0.000	0.000	0.000	0.000	\$0.00	\$0.00
ASPHALT FOR TACK COAT P2										
0210	210	LF	\$21.850	561.000	0.000	0.000	0.000	0.000	\$0.00	\$0.00
D-1 CONTRACTION JOINT										
0220	220	EA	\$2,775.000	4.000	0.000	0.000	0.000	0.000	\$0.00	\$0.00
GUARDRAIL TRANSITION TYPE TGB										

Line Number	Item ID	Unit	Unit Price	Authorized Quantity	Current Paid Quantity	Previous Paid Quantity	Total Quantity Paid To Date	Total Quantity Placed To Date	Current Payment Amount	Total Amount Paid To Date
0230	230	EA	\$3,575.000	4.000	0.000	0.000	0.000	0.000	\$0.00	\$0.00
GUARDRAIL END TREATMENT OS										
0240	240	LF	\$21.750	2,239.000	0.000	1,142.000	1,142.000	1,142.000	\$0.00	\$24,838.50
CURB AND GUTTER CONCRETE										
0250	250	TON	\$130.000	78.000	0.000	0.000	0.000	0.000	\$0.00	\$0.00
HMA FOR APPROACHES TYPE B P2										
0260	260	TON	\$97.000	262.000	0.000	0.000	0.000	0.000	\$0.00	\$0.00
HMA FOR APPROACHES TYPE C P2										
0270	270	EA	\$875.000	6.000	0.000	0.000	0.000	0.000	\$0.00	\$0.00
MONUMENT B										
0280	280	EA	\$668.000	1.000	0.000	0.000	0.000	0.000	\$0.00	\$0.00
MONUMENT C										
0290	290	TON	\$50.000	1,320.000	0.000	671.100	671.100	671.100	\$0.00	\$33,555.00
RIPRAP REVETMENT										
0300	300	SYS	\$4.000	1,055.000	0.000	698.230	698.230	698.230	\$0.00	\$2,792.92
GEOTEXTILE FOR RIPRAP TYPE 2B										
0310	310	SYS	\$0.400	8,125.000	0.000	2,985.000	2,985.000	2,985.000	\$0.00	\$1,194.00
MULCHED SEEDING U										
0320	320	EA	\$80.000	10.000	0.000	0.000	0.000	0.000	\$0.00	\$0.00
SIGN DO NOT DISTURB										

Line Number	Item ID	Unit	Unit Price	Authorized Quantity	Current Paid Quantity	Previous Paid Quantity	Total Quantity Paid To Date	Total Quantity Placed To Date	Current Payment Amount	Total Amount Paid To Date
0330	330	CY	\$175.000	180.000	0.000	164.560	164.560	164.560	\$0.00	\$28,798.00
CONCRETE CLASS A FOR MSE FOOTERS										
0340	340	LBS	\$1.200	68,325.000	0.000	27,706.320	27,706.320	27,706.320	\$0.00	\$33,247.58
REINFORCING BARS EPOXY COATED										
0350	350	CY	\$445.000	100.000	0.000	0.000	0.000	0.000	\$0.00	\$0.00
RAILING CONCRETE FC										
0360	360	EA	\$995.000	4.000	0.000	0.000	0.000	0.000	\$0.00	\$0.00
CONCRETE BRIDGE RAILING TRANSITION TFC										
0370	370	SYS	\$71.500	1,160.000	0.000	0.000	0.000	0.000	\$0.00	\$0.00
REINFORCED CONCRETE MOMENT SLAB 10 IN.										
0380	380	LF	\$49.350	313.000	0.000	313.000	313.000	313.000	\$0.00	\$15,446.55
PIPE TYPE 1 CIRCULAR 15 IN.										
0390	390	LF	\$47.490	980.000	75.000	827.000	902.000	902.000	\$3,561.75	\$42,835.98
PIPE TYPE 2 CIRCULAR 12 IN.										
0400	400	LF	\$60.400	239.000	0.000	149.000	149.000	149.000	\$0.00	\$8,999.60
PIPE TYPE 2 CIRCULAR 18 IN.										
0410	410	LF	\$73.580	57.000	0.000	38.250	38.250	38.250	\$0.00	\$2,814.44
PIPE TYPE 2 CIRCULAR 24 IN.										
0420	420	LF	\$221.950	205.000	0.000	205.000	205.000	205.000	\$0.00	\$45,499.75
PIPE TYPE 2 CIRCULAR 60 IN.										

Line Number	Item ID	Unit	Unit Price	Authorized Quantity	Current Paid Quantity	Previous Paid Quantity	Total Quantity Paid To Date	Total Quantity Placed To Date	Current Payment Amount	Total Amount Paid To Date
0430	430	LF	\$258.270	302.000	0.000	302.000	302.000	302.000	\$0.00	\$77,997.54
PIPE TYPE 2 CIRCULAR 66 IN.										
0440	440	EA	\$12,224.770	2.000	0.000	2.000	2.000	2.000	\$0.00	\$24,449.54
STORMWATER TREATMENT SYSTEM										
0450	450	EA	\$1,090.830	1.000	0.000	1.000	1.000	1.000	\$0.00	\$1,090.83
PIPE END SECTION DIAMETER 24 IN.										
0460	460	LF	\$1,634.240	133.500	0.000	133.500	133.500	133.500	\$0.00	\$218,171.04
ARCH STRUCTURAL PLATE MIN AREA 512 SFT										
0470	470	EA	\$2,307.900	11.000	2.000	9.000	11.000	11.000	\$4,615.80	\$25,386.90
INLET H5										
0480	480	EA	\$2,676.050	7.000	0.000	7.000	7.000	7.000	\$0.00	\$18,732.35
MANHOLE C4										
0490	490	EA	\$12,415.740	1.000	0.000	1.000	1.000	1.000	\$0.00	\$12,415.74
MANHOLE H4 {MODIFIED WITH WEIR WALL}										
0500	500	EA	\$7,441.360	2.000	0.000	2.000	2.000	2.000	\$0.00	\$14,882.72
MANHOLE M4										
0510	510	EA	\$14,409.930	1.000	0.000	1.000	1.000	1.000	\$0.00	\$14,409.93
MANHOLE M4 {MODIFIED WITH WEIR WALL}										
0520	520	EA	\$2,407.840	6.000	0.000	5.000	5.000	5.000	\$0.00	\$12,039.20
INLET B15										

Line Number	Item ID	Unit	Unit Price	Authorized Quantity	Current Paid Quantity	Previous Paid Quantity	Total Quantity Paid To Date	Total Quantity Placed To Date	Current Payment Amount	Total Amount Paid To Date
0530	530	EA	\$2,407.840	9.000	0.000	9.000	9.000	9.000	\$0.00	\$21,670.56
INLET C15										
0540	540	SF	\$19.500	33,801.000	0.000	33,886.000	33,886.000	33,886.000	\$0.00	\$660,777.00
FACE PANELS CONCRETE										
0550	550	SF	\$7.500	33,801.000	0.000	33,886.000	33,886.000	33,886.000	\$0.00	\$254,145.00
WALL ERECTION										
0560	560	LF	\$31.000	1,334.000	0.000	1,220.000	1,220.000	1,220.000	\$0.00	\$37,820.00
LEVELING PAD CONCRETE										
0570	570	EA	\$620.000	3.000	0.000	0.000	0.000	0.000	\$0.00	\$0.00
ROAD CLOSURE SIGN ASSEMBLY										
0580	580	LF	\$21.000	40.000	0.000	0.000	0.000	0.000	\$0.00	\$0.00
SIGN POST SQUARE TYPE 1 UNREINFORCED ANCHOR BASE										
0590	590	SF	\$20.000	21.250	0.000	0.000	0.000	0.000	\$0.00	\$0.00
SIGN SHEET WITH LEGEND 0.080 IN.										
0600	600	LF	\$1.100	243.000	0.000	0.000	0.000	0.000	\$0.00	\$0.00
LINE THERMOPLASTIC SOLID WHITE 4 IN.										
0610	610	LF	\$1.100	424.000	0.000	0.000	0.000	0.000	\$0.00	\$0.00
LINE MULTI-COMPONENT SOLID WHITE 4 IN.										
0620	620	LF	\$1.100	424.000	0.000	0.000	0.000	0.000	\$0.00	\$0.00
LINE MULTI-COMPONENT SOLID YELLOW 4 IN.										

Line Number	Item ID	Unit	Unit Price	Authorized Quantity	Current Paid Quantity	Previous Paid Quantity	Total Quantity Paid To Date	Total Quantity Placed To Date	Current Payment Amount	Total Amount Paid To Date
0630	630	LF	\$1.400	3,032.000	0.000	0.000	0.000	0.000	\$0.00	\$0.00
GROOVING FOR PAVEMENT MARKINGS										
0640	640	LF	\$1.100	2,746.000	0.000	0.000	0.000	0.000	\$0.00	\$0.00
LINE THERMOPLASTIC SOLID YELLOW 4 IN.										
0650	650	LF	\$8.000	43.000	0.000	0.000	0.000	0.000	\$0.00	\$0.00
TRANSVERSE MARKING THERMOPLASTIC STOP LINE WHITE 2										
0660	660	EA	\$170.000	2.000	0.000	0.000	0.000	0.000	\$0.00	\$0.00
PAVEMENT MESSAGE MARKING THERMOPLASTIC LANE INDICA										
0670	670	EA	\$4,013.050	1.000	0.000	1.000	1.000	1.000	\$0.00	\$4,013.05
EDA MESSAGE SIGN										
0680	680	CY	\$150.000	70.000	0.000	53.040	53.040	53.040	\$0.00	\$7,956.00
EXCAVATION X										
0690	690	CY	\$75.000	178.000	0.000	70.000	70.000	70.000	\$0.00	\$5,250.00
EXCAVATION WET										
0700	700	SYS	\$5.340	330.000	0.000	330.000	330.000	330.000	\$0.00	\$1,762.20
GEOTEXTILE FOR SUBGRADE TYPE 2B										
0710	710	CY	\$168.000	77.000	0.000	77.000	77.000	77.000	\$0.00	\$12,936.00
SUBBASE FOR PCCP										
0720	720	EA	\$30.000	11.000	0.000	0.000	0.000	0.000	\$0.00	\$0.00
BARRIER DELINEATOR										

Line Number	Item ID	Unit	Unit Price	Authorized Quantity	Current Paid Quantity	Previous Paid Quantity	Total Quantity Paid To Date	Total Quantity Placed To Date	Current Payment Amount	Total Amount Paid To Date
0730	730	SYS	\$175.000	305.000	305.000	0.000	305.000	305.000	\$53,375.00	\$53,375.00
REINFORCED CONCRETE BRIDGE APPROACH 12 IN.										
0740	740	LF	\$475.000	60.000	0.000	60.000	60.000	60.000	\$0.00	\$28,500.00
CORED HOLE IN ROCK 24 IN.										
0750	750	LF	\$85.000	86.000	0.000	68.430	68.430	68.430	\$0.00	\$5,816.55
TEST PILE INDICATOR PRODUCTION										
0760	760	EA	\$1.000	2.000	0.000	0.000	0.000	0.000	\$0.00	\$0.00
TEST PILE INDICATOR RESTRIKE										
0770	770	EA	\$110.000	12.000	0.000	12.000	12.000	12.000	\$0.00	\$1,320.00
PILE SHOE HP 12 X 53										
0780	780	LF	\$33.000	294.000	0.000	327.760	327.760	327.760	\$0.00	\$10,816.08
PILE SLEEVES										
0790	790	LF	\$150.000	330.000	0.000	348.660	348.660	348.660	\$0.00	\$52,299.00
PILE STEEL H HP 12 X 53										
0800	800	LS	\$85,000.000	1.000	0.000	1.000	1.000	1.000	\$0.00	\$85,000.00
TEMPORARY SHORING										
0810	810	CY	\$860.000	139.600	0.000	140.800	140.800	140.800	\$0.00	\$121,088.00
CONCRETE A SUBSTRUCTURE										
0820	820	CY	\$425.000	59.400	0.000	45.000	45.000	45.000	\$0.00	\$19,125.00
CONCRETE B FOOTINGS										

Line Number	Item ID	Unit	Unit Price	Authorized Quantity	Current Paid Quantity	Previous Paid Quantity	Total Quantity Paid To Date	Total Quantity Placed To Date	Current Payment Amount	Total Amount Paid To Date
0830	830	LBS	\$1.200	28,605.000	0.000	28,795.000	28,795.000	28,795.000	\$0.00	\$34,554.00
REINFORCING BARS										
0840	840	LBS	\$1.090	120,161.000	28,803.000	91,358.000	120,161.000	120,161.000	\$31,395.27	\$130,975.49
REINFORCING BARS EPOXY COATED										
0850	850	EA	\$65.000	46.000	0.000	46.000	46.000	46.000	\$0.00	\$2,990.00
THREADED TIE BAR ASSEMBLY EPOXY COATED										
0860	860	CY	\$920.000	283.900	13.160	288.340	301.500	301.500	\$12,107.20	\$277,380.00
CONCRETE C SUPERSTRUCTURE										
0870	870	LF	\$177.000	148.000	146.000	0.000	146.000	146.000	\$25,842.00	\$25,842.00
BRIDGE RAILING PEDESTRIAN FENCE										
0880	880	CY	\$525.000	40.700	40.700	0.000	40.700	40.700	\$21,367.50	\$21,367.50
RAILING CONCRETE FC										
0890	890	LF	\$487.980	581.000	0.000	581.000	581.000	581.000	\$0.00	\$283,516.38
STRUCTURAL MEMBER CONCRETE BULB-T BEAM 36 IN. X 49										
0900	900	LS	\$2,000.000	1.000	1.000	0.000	1.000	1.000	\$2,000.00	\$2,000.00
SURFACE SEAL										
0910	910	LS	\$24,000.000	1.000	0.000	1.000	1.000	1.000	\$0.00	\$24,000.00
TEMPORARY CAUSEWAY										
0920	920	EA	\$5,601.660	4.000	1.000	3.000	4.000	4.000	\$5,601.66	\$22,406.64
PUMP AROUND										

Line Number	Item ID	Unit	Unit Price	Authorized Quantity	Current Paid Quantity	Previous Paid Quantity	Total Quantity Paid To Date	Total Quantity Placed To Date	Current Payment Amount	Total Amount Paid To Date
0930	930	LS	\$65,243.340	1.000	0.000	0.310	0.310	0.310	\$0.00	\$20,225.44
STORMWATER MANAGEMENT IMPLEMENTATION										
0940	940	LS	\$11,487.130	1.000	0.000	1.000	1.000	1.000	\$0.00	\$11,487.13
CONSTRUCTION ENGINEERING										
0950	950	LS	\$23,979.900	1.000	0.000	1.000	1.000	1.000	\$0.00	\$23,979.90
MOBILIZATION AND DEMOBILIZATION										
0960	960	LS	\$8,345.050	1.000	0.000	0.750	0.750	0.750	\$0.00	\$6,258.79
CLEARING RIGHT OF WAY										
0970	970	LS	\$7,135.780	1.000	0.000	0.000	0.000	0.000	\$0.00	\$0.00
REMOVAL {GEORGETOWN ROAD APPROACH REMOVAL}										
0980	980	LS	\$7,135.780	1.000	0.000	0.000	0.000	0.000	\$0.00	\$0.00
REMOVAL {BEAMS PROPERTY DRIVE REMOVAL}										
0990	990	LS	\$6,916.710	1.000	0.000	0.000	0.000	0.000	\$0.00	\$0.00
REMOVAL {HISTORIC PROPERTY DRIVE REMOVAL}										
1000	1000	CY	\$32.000	2,800.000	0.000	2,800.000	2,800.000	2,800.000	\$0.00	\$89,600.00
EXCAVATION COMMON										
1010	1010	CY	\$82.500	910.000	0.000	571.250	571.250	571.250	\$0.00	\$47,128.13
EXCAVATION ROCK										
1020	1020	CY	\$1.000	200.000	0.000	0.000	0.000	0.000	\$0.00	\$0.00
BORROW										

Line Number	Item ID	Unit	Unit Price	Authorized Quantity	Current Paid Quantity	Previous Paid Quantity	Total Quantity Paid To Date	Total Quantity Placed To Date	Current Payment Amount	Total Amount Paid To Date
1030	1030	CY	\$700.000	13.000	0.000	4.990	4.990	4.990	\$0.00	\$3,493.00
EXCAVATION X SIGNAL STRAIN POLES										
1040	1040	SYS	\$12.120	5,042.000	0.000	4,163.230	4,163.230	4,163.230	\$0.00	\$50,458.35
SUBGRADE TREATMENT TYPE 1B										
1050	1050	CY	\$37.130	870.000	0.000	341.840	341.840	341.840	\$0.00	\$12,692.52
STRUCTURE BACKFILL TYPE 1										
1060	1060	TON	\$19.510	2,176.000	0.000	2,035.880	2,035.880	2,035.880	\$0.00	\$39,720.02
COMPACTED AGGREGATE NO. 53										
1070	1070	TON	\$87.990	839.000	0.000	329.640	329.640	329.640	\$0.00	\$29,005.02
QC/QA-HMA 2 64 SURFACE 9.5 MM P3										
1080	1080	TON	\$91.140	345.000	0.000	461.440	461.440	461.440	\$0.00	\$42,055.64
QC/QA-HMA 2 64 INTERMEDIATE 19.0 MM P3										
1090	1090	TON	\$76.060	413.000	0.000	542.970	542.970	542.970	\$0.00	\$41,298.30
QC/QA-HMA 2 64 BASE 25.0 MM P3										
1100	1100	SYS	\$1.000	5,010.000	0.000	1,751.000	1,751.000	1,751.000	\$0.00	\$1,751.00
ASPHALT FOR TACK COAT P3										
1110	1110	LF	\$21.750	851.000	0.000	1,064.000	1,064.000	1,064.000	\$0.00	\$23,142.00
CURB AND GUTTER CONCRETE										
1120	1120	TON	\$97.000	425.000	0.000	0.000	0.000	0.000	\$0.00	\$0.00
HMA FOR APPROACHES TYPE C P3										

Line Number	Item ID	Unit	Unit Price	Authorized Quantity	Current Paid Quantity	Previous Paid Quantity	Total Quantity Paid To Date	Total Quantity Placed To Date	Current Payment Amount	Total Amount Paid To Date
1130	1130	TON	\$65.000	25.000	0.000	25.000	25.000	25.000	\$0.00	\$1,625.00
RIPRAP UNIFORM										
1140	1140	SYS	\$13.500	18.000	0.000	18.000	18.000	18.000	\$0.00	\$243.00
GEOTEXTILE FOR RIPRAP TYPE 2B										
1150	1150	LF	\$40.420	145.000	0.000	198.000	198.000	198.000	\$0.00	\$8,003.16
PIPE TYPE 2 CIRCULAR 12 IN.										
1160	1160	LF	\$120.290	13.000	0.000	15.000	15.000	15.000	\$0.00	\$1,804.35
PIPE TYPE 2 CIRCULAR 18 IN.										
1170	1170	LF	\$46.200	280.000	0.000	292.000	292.000	292.000	\$0.00	\$13,490.40
PIPE TYPE 2 CIRCULAR 24 IN.										
1180	1180	LF	\$348.590	200.000	0.000	200.000	200.000	200.000	\$0.00	\$69,718.00
PIPE TYPE 2 CIRCULAR 72 IN.										
1190	1190	EA	\$12,224.760	1.000	0.000	1.000	1.000	1.000	\$0.00	\$12,224.76
STORMWATER TREATMENT SYSTEM										
1200	1200	EA	\$1,451.240	1.000	0.000	1.000	1.000	1.000	\$0.00	\$1,451.24
PIPE END SECTION DIA 24 IN.										
1210	1210	EA	\$2,125.820	2.000	0.000	2.000	2.000	2.000	\$0.00	\$4,251.64
MANHOLE C4										
1220	1220	EA	\$13,695.200	1.000	0.000	1.000	1.000	1.000	\$0.00	\$13,695.20
MANHOLE F4										

Line Number	Item ID	Unit	Unit Price	Authorized Quantity	Current Paid Quantity	Previous Paid Quantity	Total Quantity Paid To Date	Total Quantity Placed To Date	Current Payment Amount	Total Amount Paid To Date
1230	1230	EA	\$13,958.260	1.000	0.000	1.000	1.000	1.000	\$0.00	\$13,958.26
MANHOLE H4 {MODIFIED WITH WEIR WALL}										
1240	1240	EA	\$2,342.890	3.000	0.000	3.000	3.000	3.000	\$0.00	\$7,028.67
INLET B15										
1250	1250	EA	\$2,342.880	2.000	0.000	3.000	3.000	3.000	\$0.00	\$7,028.64
INLET C15										
1260	1260	EA	\$400.000	4.000	0.000	4.000	4.000	4.000	\$0.00	\$1,600.00
CONSTRUCTION SIGN C										
1270	1270	EA	\$620.000	3.000	0.000	0.000	0.000	0.000	\$0.00	\$0.00
ROAD CLOSURE SIGN ASSEMBLY										
1280	1280	LF	\$1.100	7,200.000	0.000	10,002.000	10,002.000	10,002.000	\$0.00	\$11,002.20
TEMPORARY PAVEMENT MARKING REMOVABLE 4 IN.										
1290	1290	LF	\$1.850	2,800.000	0.000	3,180.000	3,180.000	3,180.000	\$0.00	\$5,883.00
TEMPORARY PAVEMENT MARKING REMOVABLE 5 IN.										
1300	1300	EA	\$383.000	18.000	0.000	30.000	30.000	30.000	\$0.00	\$11,490.00
CONSTRUCTION SIGN A										
1310	1310	EA	\$180.000	12.000	0.000	8.000	8.000	8.000	\$0.00	\$1,440.00
CONSTRUCTION SIGN B										
1320	1320	LS	\$58,508.550	1.000	0.000	0.859	0.859	0.859	\$0.00	\$50,258.84
MAINTAINING TRAFFIC										

Line Number	Item ID	Unit	Unit Price	Authorized Quantity	Current Paid Quantity	Previous Paid Quantity	Total Quantity Paid To Date	Total Quantity Placed To Date	Current Payment Amount	Total Amount Paid To Date
1330	1330	EA	\$7,420.000	2.000	0.000	4.925	4.925	4.925	\$0.00	\$36,543.50
ENERGY ABSORBING TERMINAL CZ TL-2										
1340	1340	LF	\$35.000	192.000	0.000	0.000	0.000	0.000	\$0.00	\$0.00
BARRICADE III-A										
1350	1350	LF	\$72.520	1,100.000	0.000	1,057.920	1,057.920	1,057.920	\$0.00	\$76,720.36
TEMPORARY TRAFFIC BARRIER TYPE 2										
1360	1360	SF	\$36.000	72.000	0.000	90.700	90.700	90.700	\$0.00	\$3,265.20
SIGN SHEET WITH LEGEND 0.080 IN.										
1370	1370	EA	\$2,500.000	4.000	0.000	4.000	4.000	4.000	\$0.00	\$10,000.00
SIGNAL SUPPORT FOUNDATION 36 IN. X 36 IN X 96 IN.										
1380	1380	EA	\$1,080.000	9.000	0.000	9.000	9.000	9.000	\$0.00	\$9,720.00
HANDHOLE SIGNAL TYPE 1										
1390	1390	EA	\$11,716.000	1.000	0.000	1.000	1.000	1.000	\$0.00	\$11,716.00
CONTROLLER AND CABINET P1										
1400	1400	LF	\$33.000	1,370.000	0.000	1,319.000	1,319.000	1,319.000	\$0.00	\$43,527.00
CONDUIT HDPE 2 IN. SCHEDULE 40										
1410	1410	EA	\$11,716.000	1.000	0.000	1.000	1.000	1.000	\$0.00	\$11,716.00
CONTROLLER AND CABINET SECONDARY MENU DRIVEN 8 PHA										
1420	1420	EA	\$700.000	8.000	0.000	6.000	6.000	6.000	\$0.00	\$4,200.00
TRAFFIC SIGNAL HEAD 3 SECTION 12 IN.										

Line Number	Item ID	Unit	Unit Price	Authorized Quantity	Current Paid Quantity	Previous Paid Quantity	Total Quantity Paid To Date	Total Quantity Placed To Date	Current Payment Amount	Total Amount Paid To Date
1430	1430	EA	\$24,671.500	2.000	0.000	1.000	1.000	1.000	\$0.00	\$24,671.50
TRAFFIC SIGNAL HEAD 4 SECTION 12 IN.										
1440	1440	EA	\$2,900.000	4.000	0.000	4.000	4.000	4.000	\$0.00	\$11,600.00
SPAN CATENARY AND TETHER										
1450	1450	EA	\$340.000	4.000	0.000	4.000	4.000	4.000	\$0.00	\$1,360.00
DISCONNECT HANGER										
1460	1460	LF	\$3.500	102.000	0.000	48.000	48.000	48.000	\$0.00	\$168.00
SIGNAL CABLE SERVICE COPPER 3C/8 GA										
1470	1470	LF	\$0.700	5,161.000	0.000	3,533.200	3,533.200	3,533.200	\$0.00	\$2,473.24
SIGNAL CABLE ROADWAY LOOP COPPER 1C/14 GA										
1480	1480	LF	\$2.500	50.000	0.000	0.000	0.000	0.000	\$0.00	\$0.00
SIGNAL CABLE CONTROL COPPER 5C/14 GA										
1490	1490	LF	\$2.800	40.000	0.000	53.000	53.000	53.000	\$0.00	\$148.40
SIGNAL CABLE CONTROL COPPER 7C/14 GA										
1500	1500	LF	\$3.000	810.000	0.000	625.000	625.000	625.000	\$0.00	\$1,875.00
SIGNAL CABLE CONTROL COPPER 9C/14 GA										
1510	1510	LF	\$1.700	3,100.000	0.000	3,158.000	3,158.000	3,158.000	\$0.00	\$5,368.60
SIGNAL CABLE DETECTOR LEAD-IN COPPER 2C/16 GA										
1520	1520	EA	\$1,350.000	13.000	0.000	4.000	4.000	4.000	\$0.00	\$5,400.00
SIGNAL DETECTOR HOUSING										

Line Number	Item ID	Unit	Unit Price	Authorized Quantity	Current Paid Quantity	Previous Paid Quantity	Total Quantity Paid To Date	Total Quantity Placed To Date	Current Payment Amount	Total Amount Paid To Date
1530	1530	LF	\$12.500	1,370.000	0.000	1,076.410	1,076.410	1,076.410	\$0.00	\$13,455.13
SAW CUT FOR ROADWAY LOOP DETECTOR AND SEALANT										
1540	1540	EA	\$1,880.000	1.000	0.000	1.000	1.000	1.000	\$0.00	\$1,880.00
CONTROLLER CABINET FOUNDATION P1										
1550	1550	EA	\$8,200.000	4.000	0.000	4.000	4.000	4.000	\$0.00	\$32,800.00
SIGNAL POLE STEEL STRAIN 36 FT										
1560	1560	EA	\$1,200.000	1.000	0.000	1.000	1.000	1.000	\$0.00	\$1,200.00
SERVICE POINT I										
1570	1570	LF	\$1.050	1,435.000	0.000	0.000	0.000	0.000	\$0.00	\$0.00
LINE THERMOPLASTIC SOLID WHITE 4 IN.										
1580	1580	LF	\$3.000	284.000	0.000	0.000	0.000	0.000	\$0.00	\$0.00
LINE THERMOPLASTIC SOLID WHITE 8 IN.										
1590	1590	LF	\$1.400	3,672.000	0.000	0.000	0.000	0.000	\$0.00	\$0.00
GROOVING FOR PAVEMENT MARKINGS										
1600	1600	LF	\$1.100	1,837.000	0.000	0.000	0.000	0.000	\$0.00	\$0.00
LINE THERMOPLASTIC SOLID YELLOW 4 IN.										
1610	1610	LF	\$8.000	116.000	0.000	0.000	0.000	0.000	\$0.00	\$0.00
TRANSVERSE MARKING THERMOPLASTIC STOP LINE WHITE 2										
1620	1620	EA	\$170.000	7.000	0.000	0.000	0.000	0.000	\$0.00	\$0.00
PAVEMENT MESSAGE MARKING THERMOPLASTIC LANE INDICA										

Line Number	Item ID	Unit	Unit Price	Authorized Quantity	Current Paid Quantity	Previous Paid Quantity	Total Quantity Paid To Date	Total Quantity Placed To Date	Current Payment Amount	Total Amount Paid To Date
1630	1630	LFT	\$67.000	310.000	0.000	306.170	306.170	306.170	\$0.00	\$20,513.39
INSTALL 12 IN. DI WATER MAIN OPEN CUT										
1640	1640	LFT	\$52.500	80.000	0.000	100.000	100.000	100.000	\$0.00	\$5,250.00
INSTALL 12 IN. DI WATER MAIN CARRIER IN CASING										
1650	1650	LFT	\$110.000	40.000	0.000	0.000	0.000	0.000	\$0.00	\$0.00
FURNISH AND INSTALL 12 IN. DI WATER MAIN CARRIER I										
1660	1660	LFT	\$165.000	115.000	0.000	90.000	90.000	90.000	\$0.00	\$14,850.00
24 IN. CASING PIPE INCL. COMPACTED FILL										
1670	1670	EA	\$400.000	6.000	0.000	5.000	5.000	5.000	\$0.00	\$2,000.00
JOINT RESTRAINTS FOR CARRIER PIPE										
1680	1680	EA	\$6,500.000	1.000	0.000	1.000	1.000	1.000	\$0.00	\$6,500.00
FIRE HYDRANT 6 IN. GATE VALVE AND BOX 6 IN. DI WAT										
1690	1690	EA	\$3,850.000	1.000	0.000	1.000	1.000	1.000	\$0.00	\$3,850.00
12 IN. GATE VALVE AND BOX										
1700	1700	LS	\$2,500.000	1.000	0.000	1.000	1.000	1.000	\$0.00	\$2,500.00
CONNECTION TO EXISTING 12-IN WATER MAIN										
1710	1710	EA	\$2,460.000	1.000	0.000	1.000	1.000	1.000	\$0.00	\$2,460.00
RT CAP AND BLOCK										
1720	1720	CY	\$300.000	20.000	0.000	53.300	53.300	53.300	\$0.00	\$15,990.00
ROCK EXCAVATION FOR UTILITIES										

Line Number	Item ID	Unit	Unit Price	Authorized Quantity	Current Paid Quantity	Previous Paid Quantity	Total Quantity Paid To Date	Total Quantity Placed To Date	Current Payment Amount	Total Amount Paid To Date
1730	CO-CYS	CYS	\$11.000	1,900.000	0.000	1,850.000	1,850.000	1,850.000	\$0.00	\$20,350.00
Change Order "CYS" Item: CASE 3 - Double Handle MSE Walls 4-6 Cut and Fill										
1740	CO-LS	LS	\$1,905.480	1.000	0.000	1.000	1.000	1.000	\$0.00	\$1,905.48
Change Order "LS" Item: CASE 5 - MSE Wall 4-6 Pipe Run Conflict - Unusable Precast C-4 MH Reimbursement (STRs 315, 317, 319, 324)										
1750	CO-LFT	LFT	\$3,030.500	4.500	0.000	4.500	4.500	4.500	\$0.00	\$13,637.25
Change Order "LFT" Item: CO #2 - Structural Plate Arch Custom Panel Extensions										
1760	CO-LS	LS	\$3,491.690	1.000	0.000	1.000	1.000	1.000	\$0.00	\$3,491.69
Change Order "LS" Item: Sawcut for SR-64 Widening										
1770	CO-LS	LS	\$3,500.000	1.000	0.000	1.000	1.000	1.000	\$0.00	\$3,500.00
Change Order "LS" Item: 1.5" Milling SR64 South from Cracked Overlay Joint										
1780	CO-TON	TON	\$81.000	80.000	0.000	182.110	182.110	182.110	\$0.00	\$14,750.91
Change Order "TON" Item: Class 1 Riprap										
1790	CO-LS	LS	\$40,904.000	1.000	0.000	1.000	1.000	1.000	\$0.00	\$40,904.00
Change Order "LS" Item: Beam Setting Crane Size Cost Increase										
1800	CO-LS	LS	\$13,737.680	1.000	0.000	1.000	1.000	1.000	\$0.00	\$13,737.68
Change Order "LS" Item: CO #7 - Force Account to Resolve Storm Pipe Run Conflict in MSE Wall 4-6										
1810	CO-EACH	EACH	\$1,200.000	10.000	0.000	10.000	10.000	10.000	\$0.00	\$12,000.00
Change Order "Each" Item: CO #8 - Water Main Relocation Extra Fittings										
1820	CO-LFT	LFT	\$0.520	2,100.000	0.000	2,100.000	2,100.000	2,100.000	\$0.00	\$1,092.00
Change Order "LFT" Item: CO #9 - Existing SR64 Centerline Double Yellow Striping Removal										

Line Number	Item ID	Unit	Unit Price	Authorized Quantity	Current Paid Quantity	Previous Paid Quantity	Total Quantity Paid To Date	Total Quantity Placed To Date	Current Payment Amount	Total Amount Paid To Date
1830	CO-LS	LS	\$1,084.010	1.000	0.000	1.000	1.000	1.000	\$0.00	\$1,084.01
Change Order "LS" Item: CO #10 - Incorrect Screed EL Rework										
1840	CO-LS	LS	\$5,770.000	1.000	0.000	0.000	0.000	0.000	\$0.00	\$0.00
Change Order "LS" Item: CO #12 - SR64 - Innovation Parkway Intersection SE Corner Dip Repair										
Section Totals:									\$193,392.15	\$5,778,747.28
Section: 2 - Description										
Section Totals:									\$0.00	\$0.00
Total Payments:									\$193,392.15	\$5,778,747.28

Time Charges



Time Limit	Original Deadline	Authorized Deadline	Charges This Period	Damages This Period	Days Completed To Date	Days Remaining To Date	Damages To Date
Final Completion	521.0 Days	842.0 Days	0.0 Days	\$0.00	0.0 Days	842.0 Days	\$0.00
Milestone 1 - Bridge and Access to Park Complete	10/31/2022	09/08/2023	N/A	\$0.00	N/A	131.0 Days	\$0.00
Substantial Completion	472.0 Days	793.0 Days	0.0 Days	\$0.00	0.0 Days	793.0 Days	\$0.00
Total Damages:							\$0.00

THIS ESTIMATE:
Phase 2 (EDA): Total: \$193,392.15; 5% Retainage: \$9,669.60; Total - Retainage: **\$183,722.55**
Phase 3 (Non-EDA): Total: \$0.00; 5% Retainage: \$0.00; Total - Retainage: **\$0.00**
CUMULATIVE PROJECT TOTALS:
Phase 2 (EDA): Total: \$4,716,676.13; 5% Retainage: \$235,833.81; Total - Retainage: **\$4,480,842.32**
Phase 3 (Non-EDA): Total: \$1,062,071.15; 5% Retainage: \$53,103.56; Total - Retainage: **\$1,008,967.59**

Summary

Current Approved Work:	\$193,392.15	Approved Work To Date:	\$5,778,747.28
Current Stockpile Advancement:	\$0.00	Stockpile Advancement To Date:	\$0.00
Current Stockpile Recovery:	\$0.00	Stockpile Recovery To Date:	\$0.00
Current Retainage:	\$9,669.60	Retainage To Date:	\$288,937.36
Current Retainage Released:	\$0.00	Retainage Released To Date:	\$0.00
Current Liquidated Damages:	\$0.00	Liquidated Damages To Date:	\$0.00
Current Adjustment:	\$0.00	Adjustments To Date:	\$0.00
Current Payment:	\$183,722.55	Payments To Date:	\$5,489,809.92
Previous Payment:	\$464,990.05	Previous Payments To Date:	\$5,306,087.37

Payment approved by:

	6/2/23
United Consulting	Date
Cory Logsdon  Digitally signed by Cory Logsdon	6/5/2023
E&B	Date
Floyd County	Date
EDA	Date



United

Payment Summary

Innovation Parkway Phase 2 & 3

Project Description

Prime Contractor	E&B Paving, Inc. 286 W. 300 N. Anderson, IN 46012
Notice to Proceed Date	10/01/2021
Construction Start Date	
Work Completion Date	
Awarded Project Amount	\$6,439,800.00
Authorized Project Amount	\$6,685,709.99
Net Change by Change Order	\$245,909.99
Payment Number	20
Pay Period	05/01/2023 to 05/31/2023
Type	New Road
% Complete Paid Awarded Amount	94.591%
% Complete Paid Authorized Amount	91.111%

Change Orders

Change Order #	Approval Date	Additions	Deductions	Total
1	04/01/2022	\$150,160.45	-\$1,947.09	\$148,213.36
2	06/08/2022	\$13,637.25	\$0.00	\$13,637.25
3	06/02/2022	\$3,491.69	\$0.00	\$3,491.69
4	06/29/2022	\$3,500.00	\$0.00	\$3,500.00
5	09/19/2022	\$6,480.00	-\$4,000.00	\$2,480.00
6	10/24/2022	\$40,904.00	\$0.00	\$40,904.00
7	10/31/2022	\$13,737.68	\$0.00	\$13,737.68
8	10/06/2022	\$12,000.00	\$0.00	\$12,000.00
9	12/12/2022	\$1,092.00	\$0.00	\$1,092.00
10	02/01/2023	\$1,084.01	\$0.00	\$1,084.01
11	03/31/2023	\$0.00	\$0.00	\$0.00
12	05/16/2023	\$5,770.00	\$0.00	\$5,770.00
		\$251,857.08	-\$5,947.09	\$245,909.99

THIS ESTIMATE:
Phase 2 (EDA): Total: \$306,929.90; 5% Retainage: \$15,346.50; Total - Retainage: **\$291,583.40**
Phase 3 (Non-EDA): Total: \$5,770.00; 5% Retainage: \$288.50; Total - Retainage: **\$5,481.50**
CUMULATIVE PROJECT TOTALS:
Phase 2 (EDA): Total: \$5,023,606.03; 5% Retainage: \$251,180.30; Total - Retainage: **\$4,772,425.73**
Phase 3 (Non-EDA): Total: \$1,067,841.15; 5% Retainage: \$53,392.06; Total - Retainage: **\$1,014,449.09**

Summary

Current Approved Work:	\$312,699.90	Approved Work To Date:	\$6,091,447.18
Current Stockpile Advancement:	\$0.00	Stockpile Advancement To Date:	\$0.00
Current Stockpile Recovery:	\$0.00	Stockpile Recovery To Date:	\$0.00
Current Retainage:	\$15,635.00	Retainage To Date:	\$304,572.36
Current Retainage Released:	\$0.00	Retainage Released To Date:	\$0.00
Current Liquidated Damages:	\$0.00	Liquidated Damages To Date:	\$0.00
Current Adjustment:	\$0.00	Adjustments To Date:	\$0.00
Current Payment:	\$297,064.90	Payments To Date:	\$5,786,874.82



United Payment Invoice

Innovation Parkway Phase 2 & 3

Description

Payment Number 20
Pay Period 05/01/2023 to 05/31/2023
Approval Date 06/13/2023
Prime Contractor E&B Paving, Inc.
 286 W. 300 N.
 Anderson, IN 46012
Payment Status Pending
Awarded Project Amount \$6,439,800.00
Authorized Amount \$6,685,709.99

Line Number	Item	Unit	Current Paid Quantity	Unit Price	Amount
Section: 1 Description					
0010	10	LS	0.049	\$96,273.870	\$4,717.42
CONSTRUCTION ENGINEERING					
0090	90	SYS	600.000	\$19.750	\$11,850.00
SUBGRADE TREATMENT TYPE 1B (CEMENT)					
0110	110	CY	9.000	\$37.130	\$334.17
STRUCTURE BACKFILL TYPE 1					
0140	140	TON	449.420	\$22.370	\$10,053.52
COMPACTED AGGREGATE NO. 53					
0160	160	TON	304.200	\$63.810	\$19,411.01
QC/QA-HMA 2 64 INTERMEDIATE 19.0 MM P2					
0170	170	TON	357.090	\$57.570	\$20,557.68
QC/QA-HMA 2 64 BASE 25.0 MM P2					
0200	200	SYS	2,165.000	\$1.000	\$2,165.00
ASPHALT FOR TACK COAT P2					

Project Total: \$312,699.90

Line Number	Item	Unit	Current Paid Quantity	Unit Price	Amount
0210	210	LF	561.000	\$21.850	\$12,257.85
D-1 CONTRACTION JOINT					
0240	240	LF	347.800	\$21.750	\$7,564.65
CURB AND GUTTER CONCRETE					
0300	300	SYS	311.110	\$4.000	\$1,244.44
GEOTEXTILE FOR RIPRAP TYPE 2B					
0340	340	LBS	40,618.680	\$1.200	\$48,742.42
REINFORCING BARS EPOXY COATED					
0350	350	CY	100.000	\$445.000	\$44,500.00
RAILING CONCRETE FC					
0360	360	EA	4.000	\$995.000	\$3,980.00
CONCRETE BRIDGE RAILING TRANSITION TFC					
0370	370	SYS	1,160.000	\$71.500	\$82,940.00
REINFORCED CONCRETE MOMENT SLAB 10 IN.					
0390	390	LF	27.000	\$47.490	\$1,282.23
PIPE TYPE 2 CIRCULAR 12 IN.					
0520	520	EA	1.000	\$2,407.840	\$2,407.84
INLET B15					
0720	720	EA	10.000	\$30.000	\$300.00
BARRIER DELINEATOR					
0930	930	LS	0.500	\$65,243.340	\$32,621.67
STORMWATER MANAGEMENT IMPLEMENTATION					
1840	CO-LS	LS	1.000	\$5,770.000	\$5,770.00
Change Order "LS" Item: CO #12 - SR64 - Innovation Parkway Intersection SE Corner Dip Repair				EDA Non-Participating	
Section Total: \$312,699.90					
Project Total: \$312,699.90					

THIS ESTIMATE:
Phase 2 (EDA): Total: \$306,929.90; 5% Retainage: \$15,346.50; Total - Retainage: **\$291,583.40**
Phase 3 (Non-EDA): Total: \$5,770.00; 5% Retainage: \$288.50; Total - Retainage: **\$5,481.50**
CUMULATIVE PROJECT TOTALS:
Phase 2 (EDA): Total: \$5,023,606.03; 5% Retainage: \$251,180.30; Total - Retainage: **\$4,772,425.73**
Phase 3 (Non-EDA): Total: \$1,067,841.15; 5% Retainage: \$53,392.06; Total - Retainage: **\$1,014,449.09**

Summary

Current Approved Work:	\$312,699.90	Approved Work To Date:	\$6,091,447.18
Current Stockpile Advancement:	\$0.00	Stockpile Advancement To Date:	\$0.00
Current Stockpile Recovery:	\$0.00	Stockpile Recovery To Date:	\$0.00
Current Retainage:	\$15,635.00	Retainage To Date:	\$304,572.36
Current Retainage Released:	\$0.00	Retainage Released To Date:	\$0.00
Current Liquidated Damages:	\$0.00	Liquidated Damages To Date:	\$0.00
Current Adjustment:	\$0.00	Adjustments To Date:	\$0.00
Current Payment:	\$297,064.90	Payments To Date:	\$5,786,874.82
Previous Payment:	\$183,722.55	Previous Payments To Date:	\$5,489,809.92

Payment approved by:

 _____ 6/2/23 _____

United Consulting _____ Date
Cory Logsdon  Digitally signed by Cory Logsdon 6/5/2023 _____

E&B _____ Date _____

Floyd County _____ Date _____

EDA _____ Date _____



United
Detailed Payment

Innovation Parkway Phase 2 & 3

Description

Payment Number 20
Pay Period 05/01/2023 to 05/31/2023
Approval Date 06/13/2023
Prime Contractor E&B Paving, Inc.
 286 W. 300 N.
 Anderson, IN 46012
Payment Status Pending
Awarded Project Amount \$6,439,800.00
Authorized Amount \$6,685,709.99

Line Number	Item ID	Unit	Unit Price	Authorized Quantity	Current Paid Quantity	Previous Paid Quantity	Total Quantity Paid To Date	Total Quantity Placed To Date	Current Payment Amount	Total Amount Paid To Date
Section: 1 - Description										
0010	10	LS	\$96,273.870	1.000	0.049	0.951	1.000	1.000	\$4,717.42	\$96,273.87
CONSTRUCTION ENGINEERING										
0020	20	LS	\$298,156.160	1.000	0.000	1.000	1.000	1.000	\$0.00	\$298,156.16
MOBILIZATION AND DEMOBILIZATION										

Line Number	Item ID	Unit	Unit Price	Authorized Quantity	Current Paid Quantity	Previous Paid Quantity	Total Quantity Paid To Date	Total Quantity Placed To Date	Current Payment Amount	Total Amount Paid To Date
0030	30	LS	\$129,000.000	1.000	0.000	1.000	1.000	1.000	\$0.00	\$129,000.00
CLEARING RIGHT OF WAY										
0040	40	CY	\$22.500	6,732.990	0.000	6,732.990	6,732.990	6,732.990	\$0.00	\$151,492.28
EXCAVATION COMMON										
0050	50	CY	\$90.000	386.000	0.000	386.000	386.000	386.000	\$0.00	\$34,740.00
EXCAVATION ROCK										
0060	60	CY	\$1.000	9,984.000	0.000	0.000	0.000	0.000	\$0.00	\$0.00
BORROW										
0070	70	DOL	\$1.000	30,330.000	0.000	43,456.710	43,456.710	43,456.710	\$0.00	\$43,456.71
STORM WATER MANAGEMENT BUDGET										
0080	80	LS	\$3,510.000	1.000	0.000	1.000	1.000	1.000	\$0.00	\$3,510.00
SWQCP PREPARATION AND IMPLEMENTATION LEVEL 2										
0090	90	SYS	\$19.750	3,788.000	600.000	2,669.000	3,269.000	3,269.000	\$11,850.00	\$64,562.75
SUBGRADE TREATMENT TYPE 1B (CEMENT)										
0100	100	CY	\$35.000	6,290.990	0.000	5,497.263	5,497.263	5,497.263	\$0.00	\$192,404.21
B BORROW										
0110	110	CY	\$37.130	1,784.000	9.000	1,116.750	1,125.750	1,125.750	\$334.17	\$41,799.10
STRUCTURE BACKFILL TYPE 1										
0120	120	CY	\$46.000	16,300.000	0.000	12,925.870	12,925.870	12,925.870	\$0.00	\$594,590.02
STRUCTURE BACKFILL TYPE 3										

Line Number	Item ID	Unit	Unit Price	Authorized Quantity	Current Paid Quantity	Previous Paid Quantity	Total Quantity Paid To Date	Total Quantity Placed To Date	Current Payment Amount	Total Amount Paid To Date
0130	130	SYS	\$1.470	3,907.000	0.000	2,434.770	2,434.770	2,434.770	\$0.00	\$3,579.11
GEOTEXTILE FOR PAVEMENT TYPE 1A										
0140	140	TON	\$22.370	2,825.000	449.420	1,970.370	2,419.790	2,419.790	\$10,053.52	\$54,130.70
COMPACTED AGGREGATE NO. 53										
0150	150	TON	\$81.750	302.000	0.000	0.000	0.000	0.000	\$0.00	\$0.00
QC/QA-HMA 2 64 SURFACE 9.5 MM P2										
0160	160	TON	\$63.810	504.000	304.200	283.240	587.440	587.440	\$19,411.01	\$37,484.55
QC/QA-HMA 2 64 INTERMEDIATE 19.0 MM P2										
0170	170	TON	\$57.570	604.000	357.090	322.780	679.870	679.870	\$20,557.68	\$39,140.12
QC/QA-HMA 2 64 BASE 25.0 MM P2										
0180	180	LF	\$2.000	2,500.000	0.000	953.000	953.000	953.000	\$0.00	\$1,906.00
JOINT ADHESIVE SURFACE P2										
0190	190	LF	\$2.000	2,500.000	0.000	1,240.000	1,240.000	1,240.000	\$0.00	\$2,480.00
JOINT ADHESIVE INTERMEDIATE P2										
0200	200	SYS	\$1.000	10,006.000	2,165.000	0.000	2,165.000	2,165.000	\$2,165.00	\$2,165.00
ASPHALT FOR TACK COAT P2										
0210	210	LF	\$21.850	561.000	561.000	0.000	561.000	561.000	\$12,257.85	\$12,257.85
D-1 CONTRACTION JOINT										
0220	220	EA	\$2,775.000	4.000	0.000	0.000	0.000	0.000	\$0.00	\$0.00
GUARDRAIL TRANSITION TYPE TGB										

Line Number	Item ID	Unit	Unit Price	Authorized Quantity	Current Paid Quantity	Previous Paid Quantity	Total Quantity Paid To Date	Total Quantity Placed To Date	Current Payment Amount	Total Amount Paid To Date
0230	230	EA	\$3,575.000	4.000	0.000	0.000	0.000	0.000	\$0.00	\$0.00
GUARDRAIL END TREATMENT OS										
0240	240	LF	\$21.750	2,239.000	347.800	1,142.000	1,489.800	1,489.800	\$7,564.65	\$32,403.15
CURB AND GUTTER CONCRETE										
0250	250	TON	\$130.000	78.000	0.000	0.000	0.000	0.000	\$0.00	\$0.00
HMA FOR APPROACHES TYPE B P2										
0260	260	TON	\$97.000	262.000	0.000	0.000	0.000	0.000	\$0.00	\$0.00
HMA FOR APPROACHES TYPE C P2										
0270	270	EA	\$875.000	6.000	0.000	0.000	0.000	0.000	\$0.00	\$0.00
MONUMENT B										
0280	280	EA	\$668.000	1.000	0.000	0.000	0.000	0.000	\$0.00	\$0.00
MONUMENT C										
0290	290	TON	\$50.000	1,320.000	0.000	671.100	671.100	671.100	\$0.00	\$33,555.00
RIPRAP REVETMENT										
0300	300	SYS	\$4.000	1,055.000	311.110	698.230	1,009.340	1,009.340	\$1,244.44	\$4,037.36
GEOTEXTILE FOR RIPRAP TYPE 2B										
0310	310	SYS	\$0.400	8,125.000	0.000	2,985.000	2,985.000	2,985.000	\$0.00	\$1,194.00
MULCHED SEEDING U										
0320	320	EA	\$80.000	10.000	0.000	0.000	0.000	0.000	\$0.00	\$0.00
SIGN DO NOT DISTURB										

Line Number	Item ID	Unit	Unit Price	Authorized Quantity	Current Paid Quantity	Previous Paid Quantity	Total Quantity Paid To Date	Total Quantity Placed To Date	Current Payment Amount	Total Amount Paid To Date
0330	330	CY	\$175.000	180.000	0.000	164.560	164.560	164.560	\$0.00	\$28,798.00
CONCRETE CLASS A FOR MSE FOOTERS										
0340	340	LBS	\$1.200	68,325.000	40,618.680	27,706.320	68,325.000	68,325.000	\$48,742.42	\$81,990.00
REINFORCING BARS EPOXY COATED										
0350	350	CY	\$445.000	100.000	100.000	0.000	100.000	100.000	\$44,500.00	\$44,500.00
RAILING CONCRETE FC										
0360	360	EA	\$995.000	4.000	4.000	0.000	4.000	4.000	\$3,980.00	\$3,980.00
CONCRETE BRIDGE RAILING TRANSITION TFC										
0370	370	SYS	\$71.500	1,160.000	1,160.000	0.000	1,160.000	1,160.000	\$82,940.00	\$82,940.00
REINFORCED CONCRETE MOMENT SLAB 10 IN.										
0380	380	LF	\$49.350	313.000	0.000	313.000	313.000	313.000	\$0.00	\$15,446.55
PIPE TYPE 1 CIRCULAR 15 IN.										
0390	390	LF	\$47.490	980.000	27.000	902.000	929.000	929.000	\$1,282.23	\$44,118.21
PIPE TYPE 2 CIRCULAR 12 IN.										
0400	400	LF	\$60.400	239.000	0.000	149.000	149.000	149.000	\$0.00	\$8,999.60
PIPE TYPE 2 CIRCULAR 18 IN.										
0410	410	LF	\$73.580	57.000	0.000	38.250	38.250	38.250	\$0.00	\$2,814.44
PIPE TYPE 2 CIRCULAR 24 IN.										
0420	420	LF	\$221.950	205.000	0.000	205.000	205.000	205.000	\$0.00	\$45,499.75
PIPE TYPE 2 CIRCULAR 60 IN.										

Line Number	Item ID	Unit	Unit Price	Authorized Quantity	Current Paid Quantity	Previous Paid Quantity	Total Quantity Paid To Date	Total Quantity Placed To Date	Current Payment Amount	Total Amount Paid To Date
0430	430	LF	\$258.270	302.000	0.000	302.000	302.000	302.000	\$0.00	\$77,997.54
PIPE TYPE 2 CIRCULAR 66 IN.										
0440	440	EA	\$12,224.770	2.000	0.000	2.000	2.000	2.000	\$0.00	\$24,449.54
STORMWATER TREATMENT SYSTEM										
0450	450	EA	\$1,090.830	1.000	0.000	1.000	1.000	1.000	\$0.00	\$1,090.83
PIPE END SECTION DIAMETER 24 IN.										
0460	460	LF	\$1,634.240	133.500	0.000	133.500	133.500	133.500	\$0.00	\$218,171.04
ARCH STRUCTURAL PLATE MIN AREA 512 SFT										
0470	470	EA	\$2,307.900	11.000	0.000	11.000	11.000	11.000	\$0.00	\$25,386.90
INLET H5										
0480	480	EA	\$2,676.050	7.000	0.000	7.000	7.000	7.000	\$0.00	\$18,732.35
MANHOLE C4										
0490	490	EA	\$12,415.740	1.000	0.000	1.000	1.000	1.000	\$0.00	\$12,415.74
MANHOLE H4 {MODIFIED WITH WEIR WALL}										
0500	500	EA	\$7,441.360	2.000	0.000	2.000	2.000	2.000	\$0.00	\$14,882.72
MANHOLE M4										
0510	510	EA	\$14,409.930	1.000	0.000	1.000	1.000	1.000	\$0.00	\$14,409.93
MANHOLE M4 {MODIFIED WITH WEIR WALL}										
0520	520	EA	\$2,407.840	6.000	1.000	5.000	6.000	6.000	\$2,407.84	\$14,447.04
INLET B15										

Line Number	Item ID	Unit	Unit Price	Authorized Quantity	Current Paid Quantity	Previous Paid Quantity	Total Quantity Paid To Date	Total Quantity Placed To Date	Current Payment Amount	Total Amount Paid To Date
0530	530	EA	\$2,407.840	9.000	0.000	9.000	9.000	9.000	\$0.00	\$21,670.56
INLET C15										
0540	540	SF	\$19.500	33,801.000	0.000	33,886.000	33,886.000	33,886.000	\$0.00	\$660,777.00
FACE PANELS CONCRETE										
0550	550	SF	\$7.500	33,801.000	0.000	33,886.000	33,886.000	33,886.000	\$0.00	\$254,145.00
WALL ERECTION										
0560	560	LF	\$31.000	1,334.000	0.000	1,220.000	1,220.000	1,220.000	\$0.00	\$37,820.00
LEVELING PAD CONCRETE										
0570	570	EA	\$620.000	3.000	0.000	0.000	0.000	0.000	\$0.00	\$0.00
ROAD CLOSURE SIGN ASSEMBLY										
0580	580	LF	\$21.000	40.000	0.000	0.000	0.000	0.000	\$0.00	\$0.00
SIGN POST SQUARE TYPE 1 UNREINFORCED ANCHOR BASE										
0590	590	SF	\$20.000	21.250	0.000	0.000	0.000	0.000	\$0.00	\$0.00
SIGN SHEET WITH LEGEND 0.080 IN.										
0600	600	LF	\$1.100	243.000	0.000	0.000	0.000	0.000	\$0.00	\$0.00
LINE THERMOPLASTIC SOLID WHITE 4 IN.										
0610	610	LF	\$1.100	424.000	0.000	0.000	0.000	0.000	\$0.00	\$0.00
LINE MULTI-COMPONENT SOLID WHITE 4 IN.										
0620	620	LF	\$1.100	424.000	0.000	0.000	0.000	0.000	\$0.00	\$0.00
LINE MULTI-COMPONENT SOLID YELLOW 4 IN.										

Line Number	Item ID	Unit	Unit Price	Authorized Quantity	Current Paid Quantity	Previous Paid Quantity	Total Quantity Paid To Date	Total Quantity Placed To Date	Current Payment Amount	Total Amount Paid To Date
0630	630	LF	\$1.400	3,032.000	0.000	0.000	0.000	0.000	\$0.00	\$0.00
GROOVING FOR PAVEMENT MARKINGS										
0640	640	LF	\$1.100	2,746.000	0.000	0.000	0.000	0.000	\$0.00	\$0.00
LINE THERMOPLASTIC SOLID YELLOW 4 IN.										
0650	650	LF	\$8.000	43.000	0.000	0.000	0.000	0.000	\$0.00	\$0.00
TRANSVERSE MARKING THERMOPLASTIC STOP LINE WHITE 2										
0660	660	EA	\$170.000	2.000	0.000	0.000	0.000	0.000	\$0.00	\$0.00
PAVEMENT MESSAGE MARKING THERMOPLASTIC LANE INDICA										
0670	670	EA	\$4,013.050	1.000	0.000	1.000	1.000	1.000	\$0.00	\$4,013.05
EDA MESSAGE SIGN										
0680	680	CY	\$150.000	70.000	0.000	53.040	53.040	53.040	\$0.00	\$7,956.00
EXCAVATION X										
0690	690	CY	\$75.000	178.000	0.000	70.000	70.000	70.000	\$0.00	\$5,250.00
EXCAVATION WET										
0700	700	SYS	\$5.340	330.000	0.000	330.000	330.000	330.000	\$0.00	\$1,762.20
GEOTEXTILE FOR SUBGRADE TYPE 2B										
0710	710	CY	\$168.000	77.000	0.000	77.000	77.000	77.000	\$0.00	\$12,936.00
SUBBASE FOR PCCP										
0720	720	EA	\$30.000	11.000	10.000	0.000	10.000	10.000	\$300.00	\$300.00
BARRIER DELINEATOR										

Line Number	Item ID	Unit	Unit Price	Authorized Quantity	Current Paid Quantity	Previous Paid Quantity	Total Quantity Paid To Date	Total Quantity Placed To Date	Current Payment Amount	Total Amount Paid To Date
0730	730	SYS	\$175.000	305.000	0.000	305.000	305.000	305.000	\$0.00	\$53,375.00
REINFORCED CONCRETE BRIDGE APPROACH 12 IN.										
0740	740	LF	\$475.000	60.000	0.000	60.000	60.000	60.000	\$0.00	\$28,500.00
CORED HOLE IN ROCK 24 IN.										
0750	750	LF	\$85.000	86.000	0.000	68.430	68.430	68.430	\$0.00	\$5,816.55
TEST PILE INDICATOR PRODUCTION										
0760	760	EA	\$1.000	2.000	0.000	0.000	0.000	0.000	\$0.00	\$0.00
TEST PILE INDICATOR RESTRIKE										
0770	770	EA	\$110.000	12.000	0.000	12.000	12.000	12.000	\$0.00	\$1,320.00
PILE SHOE HP 12 X 53										
0780	780	LF	\$33.000	294.000	0.000	327.760	327.760	327.760	\$0.00	\$10,816.08
PILE SLEEVES										
0790	790	LF	\$150.000	330.000	0.000	348.660	348.660	348.660	\$0.00	\$52,299.00
PILE STEEL H HP 12 X 53										
0800	800	LS	\$85,000.000	1.000	0.000	1.000	1.000	1.000	\$0.00	\$85,000.00
TEMPORARY SHORING										
0810	810	CY	\$860.000	139.600	0.000	140.800	140.800	140.800	\$0.00	\$121,088.00
CONCRETE A SUBSTRUCTURE										
0820	820	CY	\$425.000	59.400	0.000	45.000	45.000	45.000	\$0.00	\$19,125.00
CONCRETE B FOOTINGS										

Line Number	Item ID	Unit	Unit Price	Authorized Quantity	Current Paid Quantity	Previous Paid Quantity	Total Quantity Paid To Date	Total Quantity Placed To Date	Current Payment Amount	Total Amount Paid To Date
0830	830	LBS	\$1.200	28,605.000	0.000	28,795.000	28,795.000	28,795.000	\$0.00	\$34,554.00
REINFORCING BARS										
0840	840	LBS	\$1.090	120,161.000	0.000	120,161.000	120,161.000	120,161.000	\$0.00	\$130,975.49
REINFORCING BARS EPOXY COATED										
0850	850	EA	\$65.000	46.000	0.000	46.000	46.000	46.000	\$0.00	\$2,990.00
THREADED TIE BAR ASSEMBLY EPOXY COATED										
0860	860	CY	\$920.000	283.900	0.000	301.500	301.500	301.500	\$0.00	\$277,380.00
CONCRETE C SUPERSTRUCTURE										
0870	870	LF	\$177.000	148.000	0.000	146.000	146.000	146.000	\$0.00	\$25,842.00
BRIDGE RAILING PEDESTRIAN FENCE										
0880	880	CY	\$525.000	40.700	0.000	40.700	40.700	40.700	\$0.00	\$21,367.50
RAILING CONCRETE FC										
0890	890	LF	\$487.980	581.000	0.000	581.000	581.000	581.000	\$0.00	\$283,516.38
STRUCTURAL MEMBER CONCRETE BULB-T BEAM 36 IN. X 49										
0900	900	LS	\$2,000.000	1.000	0.000	1.000	1.000	1.000	\$0.00	\$2,000.00
SURFACE SEAL										
0910	910	LS	\$24,000.000	1.000	0.000	1.000	1.000	1.000	\$0.00	\$24,000.00
TEMPORARY CAUSEWAY										
0920	920	EA	\$5,601.660	4.000	0.000	4.000	4.000	4.000	\$0.00	\$22,406.64
PUMP AROUND										

Line Number	Item ID	Unit	Unit Price	Authorized Quantity	Current Paid Quantity	Previous Paid Quantity	Total Quantity Paid To Date	Total Quantity Placed To Date	Current Payment Amount	Total Amount Paid To Date
0930	930	LS	\$65,243.340	1.000	0.500	0.310	0.810	0.810	\$32,621.67	\$52,847.11
STORMWATER MANAGEMENT IMPLEMENTATION										
0940	940	LS	\$11,487.130	1.000	0.000	1.000	1.000	1.000	\$0.00	\$11,487.13
CONSTRUCTION ENGINEERING										
0950	950	LS	\$23,979.900	1.000	0.000	1.000	1.000	1.000	\$0.00	\$23,979.90
MOBILIZATION AND DEMOBILIZATION										
0960	960	LS	\$8,345.050	1.000	0.000	0.750	0.750	0.750	\$0.00	\$6,258.79
CLEARING RIGHT OF WAY										
0970	970	LS	\$7,135.780	1.000	0.000	0.000	0.000	0.000	\$0.00	\$0.00
REMOVAL {GEORGETOWN ROAD APPROACH REMOVAL}										
0980	980	LS	\$7,135.780	1.000	0.000	0.000	0.000	0.000	\$0.00	\$0.00
REMOVAL {BEAMS PROPERTY DRIVE REMOVAL}										
0990	990	LS	\$6,916.710	1.000	0.000	0.000	0.000	0.000	\$0.00	\$0.00
REMOVAL {HISTORIC PROPERTY DRIVE REMOVAL}										
1000	1000	CY	\$32.000	2,800.000	0.000	2,800.000	2,800.000	2,800.000	\$0.00	\$89,600.00
EXCAVATION COMMON										
1010	1010	CY	\$82.500	910.000	0.000	571.250	571.250	571.250	\$0.00	\$47,128.13
EXCAVATION ROCK										
1020	1020	CY	\$1.000	200.000	0.000	0.000	0.000	0.000	\$0.00	\$0.00
BORROW										

Line Number	Item ID	Unit	Unit Price	Authorized Quantity	Current Paid Quantity	Previous Paid Quantity	Total Quantity Paid To Date	Total Quantity Placed To Date	Current Payment Amount	Total Amount Paid To Date
1030	1030	CY	\$700.000	13.000	0.000	4.990	4.990	4.990	\$0.00	\$3,493.00
EXCAVATION X SIGNAL STRAIN POLES										
1040	1040	SYS	\$12.120	5,042.000	0.000	4,163.230	4,163.230	4,163.230	\$0.00	\$50,458.35
SUBGRADE TREATMENT TYPE 1B										
1050	1050	CY	\$37.130	870.000	0.000	341.840	341.840	341.840	\$0.00	\$12,692.52
STRUCTURE BACKFILL TYPE 1										
1060	1060	TON	\$19.510	2,176.000	0.000	2,035.880	2,035.880	2,035.880	\$0.00	\$39,720.02
COMPACTED AGGREGATE NO. 53										
1070	1070	TON	\$87.990	839.000	0.000	329.640	329.640	329.640	\$0.00	\$29,005.02
QC/QA-HMA 2 64 SURFACE 9.5 MM P3										
1080	1080	TON	\$91.140	345.000	0.000	461.440	461.440	461.440	\$0.00	\$42,055.64
QC/QA-HMA 2 64 INTERMEDIATE 19.0 MM P3										
1090	1090	TON	\$76.060	413.000	0.000	542.970	542.970	542.970	\$0.00	\$41,298.30
QC/QA-HMA 2 64 BASE 25.0 MM P3										
1100	1100	SYS	\$1.000	5,010.000	0.000	1,751.000	1,751.000	1,751.000	\$0.00	\$1,751.00
ASPHALT FOR TACK COAT P3										
1110	1110	LF	\$21.750	851.000	0.000	1,064.000	1,064.000	1,064.000	\$0.00	\$23,142.00
CURB AND GUTTER CONCRETE										
1120	1120	TON	\$97.000	425.000	0.000	0.000	0.000	0.000	\$0.00	\$0.00
HMA FOR APPROACHES TYPE C P3										

Line Number	Item ID	Unit	Unit Price	Authorized Quantity	Current Paid Quantity	Previous Paid Quantity	Total Quantity Paid To Date	Total Quantity Placed To Date	Current Payment Amount	Total Amount Paid To Date
1130	1130	TON	\$65.000	25.000	0.000	25.000	25.000	25.000	\$0.00	\$1,625.00
RIPRAP UNIFORM										
1140	1140	SYS	\$13.500	18.000	0.000	18.000	18.000	18.000	\$0.00	\$243.00
GEOTEXTILE FOR RIPRAP TYPE 2B										
1150	1150	LF	\$40.420	145.000	0.000	198.000	198.000	198.000	\$0.00	\$8,003.16
PIPE TYPE 2 CIRCULAR 12 IN.										
1160	1160	LF	\$120.290	13.000	0.000	15.000	15.000	15.000	\$0.00	\$1,804.35
PIPE TYPE 2 CIRCULAR 18 IN.										
1170	1170	LF	\$46.200	280.000	0.000	292.000	292.000	292.000	\$0.00	\$13,490.40
PIPE TYPE 2 CIRCULAR 24 IN.										
1180	1180	LF	\$348.590	200.000	0.000	200.000	200.000	200.000	\$0.00	\$69,718.00
PIPE TYPE 2 CIRCULAR 72 IN.										
1190	1190	EA	\$12,224.760	1.000	0.000	1.000	1.000	1.000	\$0.00	\$12,224.76
STORMWATER TREATMENT SYSTEM										
1200	1200	EA	\$1,451.240	1.000	0.000	1.000	1.000	1.000	\$0.00	\$1,451.24
PIPE END SECTION DIA 24 IN.										
1210	1210	EA	\$2,125.820	2.000	0.000	2.000	2.000	2.000	\$0.00	\$4,251.64
MANHOLE C4										
1220	1220	EA	\$13,695.200	1.000	0.000	1.000	1.000	1.000	\$0.00	\$13,695.20
MANHOLE F4										

Line Number	Item ID	Unit	Unit Price	Authorized Quantity	Current Paid Quantity	Previous Paid Quantity	Total Quantity Paid To Date	Total Quantity Placed To Date	Current Payment Amount	Total Amount Paid To Date
1230	1230	EA	\$13,958.260	1.000	0.000	1.000	1.000	1.000	\$0.00	\$13,958.26
MANHOLE H4 {MODIFIED WITH WEIR WALL}										
1240	1240	EA	\$2,342.890	3.000	0.000	3.000	3.000	3.000	\$0.00	\$7,028.67
INLET B15										
1250	1250	EA	\$2,342.880	2.000	0.000	3.000	3.000	3.000	\$0.00	\$7,028.64
INLET C15										
1260	1260	EA	\$400.000	4.000	0.000	4.000	4.000	4.000	\$0.00	\$1,600.00
CONSTRUCTION SIGN C										
1270	1270	EA	\$620.000	3.000	0.000	0.000	0.000	0.000	\$0.00	\$0.00
ROAD CLOSURE SIGN ASSEMBLY										
1280	1280	LF	\$1.100	7,200.000	0.000	10,002.000	10,002.000	10,002.000	\$0.00	\$11,002.20
TEMPORARY PAVEMENT MARKING REMOVABLE 4 IN.										
1290	1290	LF	\$1.850	2,800.000	0.000	3,180.000	3,180.000	3,180.000	\$0.00	\$5,883.00
TEMPORARY PAVEMENT MARKING REMOVABLE 5 IN.										
1300	1300	EA	\$383.000	18.000	0.000	30.000	30.000	30.000	\$0.00	\$11,490.00
CONSTRUCTION SIGN A										
1310	1310	EA	\$180.000	12.000	0.000	8.000	8.000	8.000	\$0.00	\$1,440.00
CONSTRUCTION SIGN B										
1320	1320	LS	\$58,508.550	1.000	0.000	0.859	0.859	0.859	\$0.00	\$50,258.84
MAINTAINING TRAFFIC										

Line Number	Item ID	Unit	Unit Price	Authorized Quantity	Current Paid Quantity	Previous Paid Quantity	Total Quantity Paid To Date	Total Quantity Placed To Date	Current Payment Amount	Total Amount Paid To Date
1330	1330	EA	\$7,420.000	2.000	0.000	4.925	4.925	4.925	\$0.00	\$36,543.50
ENERGY ABSORBING TERMINAL CZ TL-2										
1340	1340	LF	\$35.000	192.000	0.000	0.000	0.000	0.000	\$0.00	\$0.00
BARRICADE III-A										
1350	1350	LF	\$72.520	1,100.000	0.000	1,057.920	1,057.920	1,057.920	\$0.00	\$76,720.36
TEMPORARY TRAFFIC BARRIER TYPE 2										
1360	1360	SF	\$36.000	72.000	0.000	90.700	90.700	90.700	\$0.00	\$3,265.20
SIGN SHEET WITH LEGEND 0.080 IN.										
1370	1370	EA	\$2,500.000	4.000	0.000	4.000	4.000	4.000	\$0.00	\$10,000.00
SIGNAL SUPPORT FOUNDATION 36 IN. X 36 IN X 96 IN.										
1380	1380	EA	\$1,080.000	9.000	0.000	9.000	9.000	9.000	\$0.00	\$9,720.00
HANDHOLE SIGNAL TYPE 1										
1390	1390	EA	\$11,716.000	1.000	0.000	1.000	1.000	1.000	\$0.00	\$11,716.00
CONTROLLER AND CABINET P1										
1400	1400	LF	\$33.000	1,370.000	0.000	1,319.000	1,319.000	1,319.000	\$0.00	\$43,527.00
CONDUIT HDPE 2 IN. SCHEDULE 40										
1410	1410	EA	\$11,716.000	1.000	0.000	1.000	1.000	1.000	\$0.00	\$11,716.00
CONTROLLER AND CABINET SECONDARY MENU DRIVEN 8 PHA										
1420	1420	EA	\$700.000	8.000	0.000	6.000	6.000	6.000	\$0.00	\$4,200.00
TRAFFIC SIGNAL HEAD 3 SECTION 12 IN.										

Line Number	Item ID	Unit	Unit Price	Authorized Quantity	Current Paid Quantity	Previous Paid Quantity	Total Quantity Paid To Date	Total Quantity Placed To Date	Current Payment Amount	Total Amount Paid To Date
1430	1430	EA	\$24,671.500	2.000	0.000	1.000	1.000	1.000	\$0.00	\$24,671.50
TRAFFIC SIGNAL HEAD 4 SECTION 12 IN.										
1440	1440	EA	\$2,900.000	4.000	0.000	4.000	4.000	4.000	\$0.00	\$11,600.00
SPAN CATENARY AND TETHER										
1450	1450	EA	\$340.000	4.000	0.000	4.000	4.000	4.000	\$0.00	\$1,360.00
DISCONNECT HANGER										
1460	1460	LF	\$3.500	102.000	0.000	48.000	48.000	48.000	\$0.00	\$168.00
SIGNAL CABLE SERVICE COPPER 3C/8 GA										
1470	1470	LF	\$0.700	5,161.000	0.000	3,533.200	3,533.200	3,533.200	\$0.00	\$2,473.24
SIGNAL CABLE ROADWAY LOOP COPPER 1C/14 GA										
1480	1480	LF	\$2.500	50.000	0.000	0.000	0.000	0.000	\$0.00	\$0.00
SIGNAL CABLE CONTROL COPPER 5C/14 GA										
1490	1490	LF	\$2.800	40.000	0.000	53.000	53.000	53.000	\$0.00	\$148.40
SIGNAL CABLE CONTROL COPPER 7C/14 GA										
1500	1500	LF	\$3.000	810.000	0.000	625.000	625.000	625.000	\$0.00	\$1,875.00
SIGNAL CABLE CONTROL COPPER 9C/14 GA										
1510	1510	LF	\$1.700	3,100.000	0.000	3,158.000	3,158.000	3,158.000	\$0.00	\$5,368.60
SIGNAL CABLE DETECTOR LEAD-IN COPPER 2C/16 GA										
1520	1520	EA	\$1,350.000	13.000	0.000	4.000	4.000	4.000	\$0.00	\$5,400.00
SIGNAL DETECTOR HOUSING										

Line Number	Item ID	Unit	Unit Price	Authorized Quantity	Current Paid Quantity	Previous Paid Quantity	Total Quantity Paid To Date	Total Quantity Placed To Date	Current Payment Amount	Total Amount Paid To Date
1530	1530	LF	\$12.500	1,370.000	0.000	1,076.410	1,076.410	1,076.410	\$0.00	\$13,455.13
SAW CUT FOR ROADWAY LOOP DETECTOR AND SEALANT										
1540	1540	EA	\$1,880.000	1.000	0.000	1.000	1.000	1.000	\$0.00	\$1,880.00
CONTROLLER CABINET FOUNDATION P1										
1550	1550	EA	\$8,200.000	4.000	0.000	4.000	4.000	4.000	\$0.00	\$32,800.00
SIGNAL POLE STEEL STRAIN 36 FT										
1560	1560	EA	\$1,200.000	1.000	0.000	1.000	1.000	1.000	\$0.00	\$1,200.00
SERVICE POINT I										
1570	1570	LF	\$1.050	1,435.000	0.000	0.000	0.000	0.000	\$0.00	\$0.00
LINE THERMOPLASTIC SOLID WHITE 4 IN.										
1580	1580	LF	\$3.000	284.000	0.000	0.000	0.000	0.000	\$0.00	\$0.00
LINE THERMOPLASTIC SOLID WHITE 8 IN.										
1590	1590	LF	\$1.400	3,672.000	0.000	0.000	0.000	0.000	\$0.00	\$0.00
GROOVING FOR PAVEMENT MARKINGS										
1600	1600	LF	\$1.100	1,837.000	0.000	0.000	0.000	0.000	\$0.00	\$0.00
LINE THERMOPLASTIC SOLID YELLOW 4 IN.										
1610	1610	LF	\$8.000	116.000	0.000	0.000	0.000	0.000	\$0.00	\$0.00
TRANSVERSE MARKING THERMOPLASTIC STOP LINE WHITE 2										
1620	1620	EA	\$170.000	7.000	0.000	0.000	0.000	0.000	\$0.00	\$0.00
PAVEMENT MESSAGE MARKING THERMOPLASTIC LANE INDICA										

Line Number	Item ID	Unit	Unit Price	Authorized Quantity	Current Paid Quantity	Previous Paid Quantity	Total Quantity Paid To Date	Total Quantity Placed To Date	Current Payment Amount	Total Amount Paid To Date
1630	1630	LFT	\$67.000	310.000	0.000	306.170	306.170	306.170	\$0.00	\$20,513.39
INSTALL 12 IN. DI WATER MAIN OPEN CUT										
1640	1640	LFT	\$52.500	80.000	0.000	100.000	100.000	100.000	\$0.00	\$5,250.00
INSTALL 12 IN. DI WATER MAIN CARRIER IN CASING										
1650	1650	LFT	\$110.000	40.000	0.000	0.000	0.000	0.000	\$0.00	\$0.00
FURNISH AND INSTALL 12 IN. DI WATER MAIN CARRIER I										
1660	1660	LFT	\$165.000	115.000	0.000	90.000	90.000	90.000	\$0.00	\$14,850.00
24 IN. CASING PIPE INCL. COMPACTED FILL										
1670	1670	EA	\$400.000	6.000	0.000	5.000	5.000	5.000	\$0.00	\$2,000.00
JOINT RESTRAINTS FOR CARRIER PIPE										
1680	1680	EA	\$6,500.000	1.000	0.000	1.000	1.000	1.000	\$0.00	\$6,500.00
FIRE HYDRANT 6 IN. GATE VALVE AND BOX 6 IN. DI WAT										
1690	1690	EA	\$3,850.000	1.000	0.000	1.000	1.000	1.000	\$0.00	\$3,850.00
12 IN. GATE VALVE AND BOX										
1700	1700	LS	\$2,500.000	1.000	0.000	1.000	1.000	1.000	\$0.00	\$2,500.00
CONNECTION TO EXISTING 12-IN WATER MAIN										
1710	1710	EA	\$2,460.000	1.000	0.000	1.000	1.000	1.000	\$0.00	\$2,460.00
RT CAP AND BLOCK										
1720	1720	CY	\$300.000	20.000	0.000	53.300	53.300	53.300	\$0.00	\$15,990.00
ROCK EXCAVATION FOR UTILITIES										

Line Number	Item ID	Unit	Unit Price	Authorized Quantity	Current Paid Quantity	Previous Paid Quantity	Total Quantity Paid To Date	Total Quantity Placed To Date	Current Payment Amount	Total Amount Paid To Date
1730	CO-CYS	CYS	\$11.000	1,900.000	0.000	1,850.000	1,850.000	1,850.000	\$0.00	\$20,350.00
Change Order "CYS" Item: CASE 3 - Double Handle MSE Walls 4-6 Cut and Fill										
1740	CO-LS	LS	\$1,905.480	1.000	0.000	1.000	1.000	1.000	\$0.00	\$1,905.48
Change Order "LS" Item: CASE 5 - MSE Wall 4-6 Pipe Run Conflict - Unusable Precast C-4 MH Reimbursement (STRs 315, 317, 319, 324)										
1750	CO-LFT	LFT	\$3,030.500	4.500	0.000	4.500	4.500	4.500	\$0.00	\$13,637.25
Change Order "LFT" Item: CO #2 - Structural Plate Arch Custom Panel Extensions										
1760	CO-LS	LS	\$3,491.690	1.000	0.000	1.000	1.000	1.000	\$0.00	\$3,491.69
Change Order "LS" Item: Sawcut for SR-64 Widening										
1770	CO-LS	LS	\$3,500.000	1.000	0.000	1.000	1.000	1.000	\$0.00	\$3,500.00
Change Order "LS" Item: 1.5" Milling SR64 South from Cracked Overlay Joint										
1780	CO-TON	TON	\$81.000	80.000	0.000	182.110	182.110	182.110	\$0.00	\$14,750.91
Change Order "TON" Item: Class 1 Riprap										
1790	CO-LS	LS	\$40,904.000	1.000	0.000	1.000	1.000	1.000	\$0.00	\$40,904.00
Change Order "LS" Item: Beam Setting Crane Size Cost Increase										
1800	CO-LS	LS	\$13,737.680	1.000	0.000	1.000	1.000	1.000	\$0.00	\$13,737.68
Change Order "LS" Item: CO #7 - Force Account to Resolve Storm Pipe Run Conflict in MSE Wall 4-6										
1810	CO-EACH	EACH	\$1,200.000	10.000	0.000	10.000	10.000	10.000	\$0.00	\$12,000.00
Change Order "Each" Item: CO #8 - Water Main Relocation Extra Fittings										
1820	CO-LFT	LFT	\$0.520	2,100.000	0.000	2,100.000	2,100.000	2,100.000	\$0.00	\$1,092.00
Change Order "LFT" Item: CO #9 - Existing SR64 Centerline Double Yellow Striping Removal										

Line Number	Item ID	Unit	Unit Price	Authorized Quantity	Current Paid Quantity	Previous Paid Quantity	Total Quantity Paid To Date	Total Quantity Placed To Date	Current Payment Amount	Total Amount Paid To Date
1830	CO-LS	LS	\$1,084.010	1.000	0.000	1.000	1.000	1.000	\$0.00	\$1,084.01
Change Order "LS" Item: CO #10 - Incorrect Screed EL Rework										
1840	CO-LS	LS	\$5,770.000	1.000	1.000	0.000	1.000	1.000	\$5,770.00	\$5,770.00
Change Order "LS" Item: CO #12 - SR64 - Innovation Parkway Intersection SE Corner Dip Repair										
Section Totals:									\$312,699.90	\$6,091,447.18
Section: 2 - Description										
Section Totals:									\$0.00	\$0.00
Total Payments:									\$312,699.90	\$6,091,447.18

Time Charges



Time Limit	Original Deadline	Authorized Deadline	Charges This Period	Damages This Period	Days Completed To Date	Days Remaining To Date	Damages To Date
Final Completion	521.0 Days	842.0 Days	0.0 Days	\$0.00	0.0 Days	842.0 Days	\$0.00
Milestone 1 - Bridge and Access to Park Complete	10/31/2022	09/08/2023	N/A	\$0.00	N/A	100.0 Days	\$0.00
Substantial Completion	472.0 Days	793.0 Days	0.0 Days	\$0.00	0.0 Days	793.0 Days	\$0.00
Total Damages:							\$0.00

THIS ESTIMATE:
Phase 2 (EDA): Total: \$306,929.90; 5% Retainage: \$15,346.50; Total - Retainage: **\$291,583.40**
Phase 3 (Non-EDA): Total: \$5,770.00; 5% Retainage: \$288.50; Total - Retainage: **\$5,481.50**
CUMULATIVE PROJECT TOTALS:
Phase 2 (EDA): Total: \$5,023,606.03; 5% Retainage: \$251,180.30; Total - Retainage: **\$4,772,425.73**
Phase 3 (Non-EDA): Total: \$1,067,841.15; 5% Retainage: \$53,392.06; Total - Retainage: **\$1,014,449.09**

Summary

Current Approved Work:	\$312,699.90	Approved Work To Date:	\$6,091,447.18
Current Stockpile Advancement:	\$0.00	Stockpile Advancement To Date:	\$0.00
Current Stockpile Recovery:	\$0.00	Stockpile Recovery To Date:	\$0.00
Current Retainage:	\$15,635.00	Retainage To Date:	\$304,572.36
Current Retainage Released:	\$0.00	Retainage Released To Date:	\$0.00
Current Liquidated Damages:	\$0.00	Liquidated Damages To Date:	\$0.00
Current Adjustment:	\$0.00	Adjustments To Date:	\$0.00
Current Payment:	\$297,064.90	Payments To Date:	\$5,786,874.82
Previous Payment:	\$183,722.55	Previous Payments To Date:	\$5,489,809.92

Payment approved by:

	6/2/23
United Consulting	Date
Cory Logsdon  Digitally signed by Cory Logsdon	6/5/2023
E&B	Date
Floyd County	Date
EDA	Date

Detailed Payment:
Innovation Parkway Phase 2 & 3