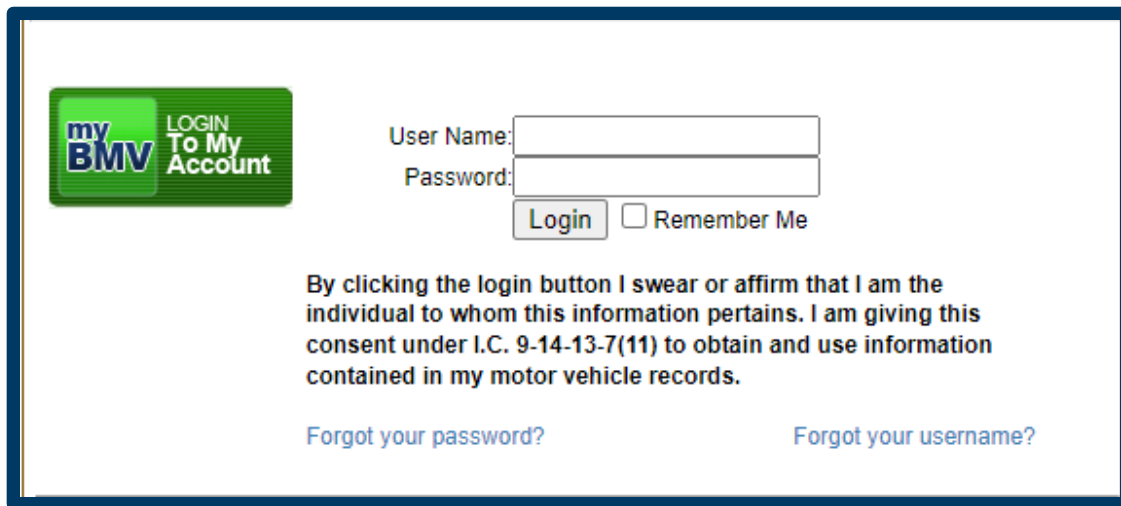


How to Renew License Plate(s) Online for Other People

Step 1

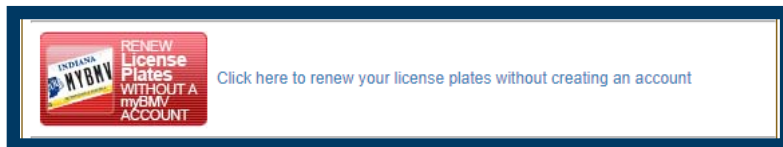
Visit www.mybmv.com.

Log in to your account using your username and password or select “Click here to renew your license plates without creating an account”, and enter your driver’s license number, the last 4 digits of your SSN and the zip code that appears on your license.



The screenshot shows the myBMV login interface. On the left is a green button with the text "my BMV LOGIN To My Account". To the right are two input fields: "User Name:" and "Password:". Below the password field is a "Login" button and a checkbox labeled "Remember Me". A disclaimer text reads: "By clicking the login button I swear or affirm that I am the individual to whom this information pertains. I am giving this consent under I.C. 9-14-13-7(11) to obtain and use information contained in my motor vehicle records." At the bottom, there are two links: "Forgot your password?" and "Forgot your username?".

OR



The screenshot shows a red button with the text "RENEW License Plates WITHOUT A myBMV ACCOUNT". To the right of the button is a link that says "Click here to renew your license plates without creating an account".

myBMV - Express Login

Individual (DLN) Company/Trust

■ indicates a required field
Please enter your driver license number and the last 4 digits of your social security number.

Driver License Number: [\(Help\)](#)
■ - -

Social Security Number or I-94 (Last 4 digits):
■

Zip Code (First 5 digits as it appears on your Driver License):
■

By clicking the login button I swear or affirm that I am the individual to whom this information pertains. I am giving this consent under I.C. 9-14-13-7(11) to obtain and use information contained in my motor vehicle records.

Step 2

If you have logged in with a username and password, then next select the “Plates and Registrations” tab located at the top of the page.

myBMV.com

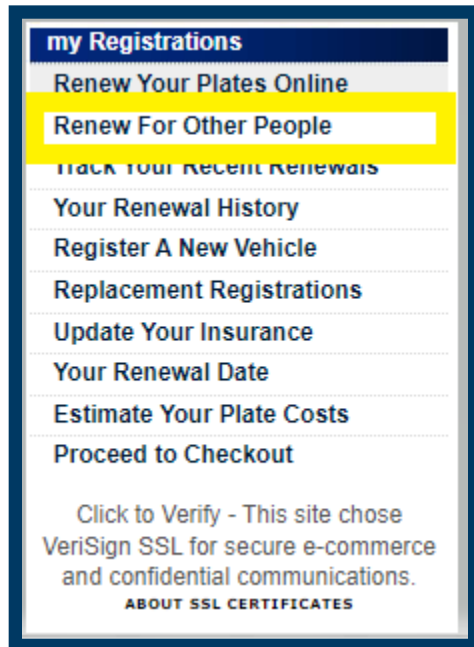
myBMV Home **Plates And Registrations** Vehicle Titles Licenses And ID Cards Driver Records Suspension & Reinstatement my Information Driver Training

GOVERNOR
Eric J. Holcomb

[Sign Out](#)

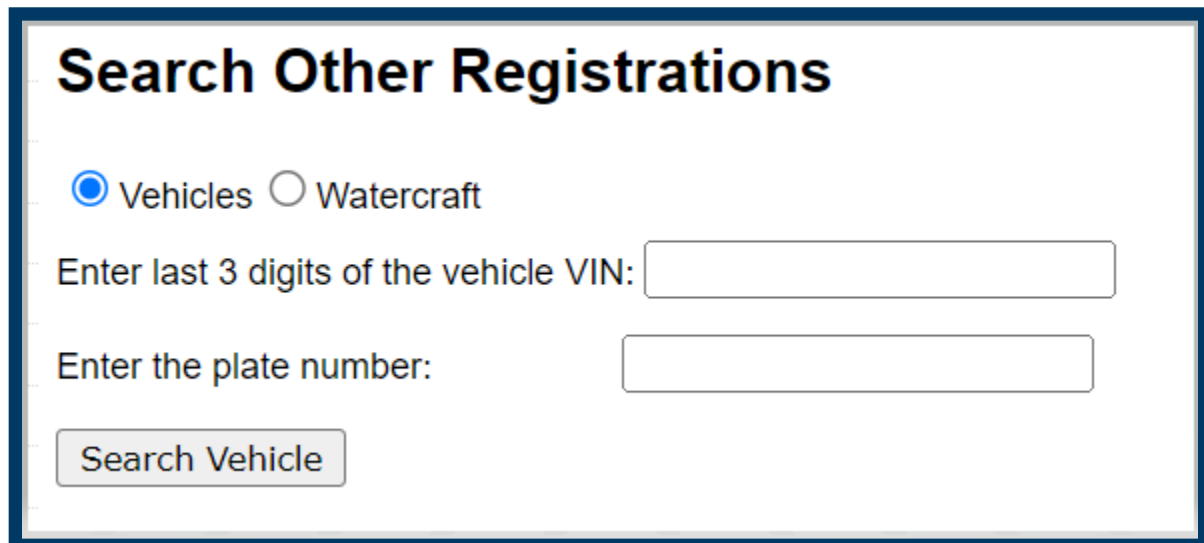
Step 3

On the left side of the screen select “Renew For Other People”.



Step 4

Next, enter the last 3 digits of the VIN for the vehicle and the plate number. Click “Search Vehicle”.

A screenshot of a web form titled "Search Other Registrations". The form has a dark blue border. At the top, the title "Search Other Registrations" is displayed in a large, bold, black font. Below the title, there are two radio button options: "Vehicles" (which is selected with a blue dot) and "Watercraft". Underneath these options, there are two input fields. The first is labeled "Enter last 3 digits of the vehicle VIN:" and the second is labeled "Enter the plate number:". At the bottom left of the form, there is a button labeled "Search Vehicle".

Step 5

Click to add the vehicle to the shopping cart and then click "Proceed to Checkout>>".

Other Registrations				
<input type="checkbox"/> All [Add / Remove]				
Renew	Your Vehicles/Watercraft	Plate Number	Expiration Date	Current Amount Due
Click here to Add to Cart	VIN/HIN:123ABC456DEF78900 Year: 2023 Make: Chevy Model: Cruze Plate: In God We Trust Update Insurance Info	123ABC	09/14/2024	\$204.35